



# 2024

PRODUCT CATALOGUE





D		D		D		D	
DFL126F / DFL303F / DFL404F	51	DHW080	169	DPO500	105	DUC254 / DUC254C / DUC204	190
DFL201R / DFL301R / DFL402R	52	DJN161	120	DPO600	105	DUC256 / DUC256C	190
DFN350	152	DJR183	140	DPP200	119	DUC400 / DUC353 / DUC303	190
DFR452	46	DJR185	140	DPT353	153	DUC405 / DUC355 / DUC305	190
DFR453	46	DJR186	140	DPV300	103	DUC406 / DUC356 / DUC306	189
DFR550	46	DJR187	139	DRC200	163	DUC407 / DUC357 / DUC307	190
DFR551	46	DJR188	140	DRC300	163	DUH501 / DUH601 / DUH751	193
DFR552	46	DJR189	140	DRS780	130	DUH502 / DUH602 / DUH752	193
DFR750	46	DJR360	139	DRT50	147	DUH506 / DUH606	193
DFS250	45	DJS101	120	DRT52	147	DUH507 / DUH607	194
DFS251	45	DJS130	120	DRV150	152	DUH6045 / DUH7545	194
DFS451	45	DJS131	119	DRV250	152	DUM111	187
DFS452	45	DJS161	120	DS4011	33	DUM604	187
DFT024F / DFT025F / DFT060F	51	DJS200	119	DS4012	33	DUN461W	196
DFT041R / DFT082R / DFT124R	52	DJS800	120	DS5000	33	DUN500W	196
DFT043F / DFT083F / DFT125F	51	DJV180	137	DSC102	118	DUN501W	196
DFT060T / DFT120T	51	DJV181	136	DSC121	118	DUN600L	196
DFT087F / DFT129F	51	DJV182	136	DSC163	117	DUN601L	196
DFV210A	216	DJV184	137	DSC191	117	DUP180	197
DFV214A	216	DJV185	137	DSC251	117	DUP361	197
DFV215A	216	DKP180	144	DSD180	141	DUP362	197
DG001G	44	DKP181	144	DSL801	110	DUR189	182
DG002G	44	DKT360	222	DSP600	136	DUR190L	181
DGA402 / DGA452	85	DLM330	175	DSP601	135	DUR190U	181
DGA404 / DGA454 / DGA504 / DGA521	85	DLM432 / DLM382	175	DSS501	130	DUR191L	181
DGA405 / DGA455 / DGA505 / DGA520	86	DLM460 / DLM463	175	DSS610	130	DUR191U	181
DGA406 / DGA456 / DGA506	85	DLM462 / DLM465	175	DSS611	130	DUR192L	181
DGA408 / DGA458 / DGA508	86	DLM481 / DLM480	175	DST112	154	DUR193	182
DGA411 / DGA511	85	DLM530 / DLM534	174	DST221	154	DUR194	181
DGA412 / DGA462 / DGA512	84	DLM532 / DLM536	174	DTC100	121	DUR368A	181
DGA413 / DGA463 / DGA513	84	DLM533 / DLM537	174	DTC101	121	DUR368L	181
DGA414 / DGA464 / DGA514	84	DLM539 / DLM538	174	DTC102	121	DUR369A	180
DGA417 / DGA467 / DGA517	85	DLS110	123	DTC103	121	DUR369L	180
DGA418 / DGA468 / DGA518	85	DLS111	123	DTD103 / DTD063 / DTD043	53	DUR369N	180
DGA419 / DGA469 / DGA519	86	DLS112	123	DTD104 / DTD064 / DTD044	52	DUS054	198
DGA700 / DGA701 / DGA900 / DGA901	84	DLS211	123	DTD152	30	DUS108	198
DGD800	103	DLS212	123	DTD153	30	DUS158	198
DGD801	103	DLS600	126	DTD154	30	DUT130	57
DGP180	224	DLS713	124	DTD156	30	DUT131	57
DHG180	226	DLS714	124	DTD157	31	DUX18	186
DHG181	226	DLW140	117	DTD172	30	DUX60	186
DHK180	77	DMC300	118	DTDA040 / DTDA070 / DTDA100 / DTDA140	52	DVC155L	158
DHP451	26	DML185	209	DTL061	32	DVC156L	158
DHP453	26	DML800	210	DTL063	43	DVC157L	157
DHP458	25	DML802	209	DTM50	142	DVC261	161
DHP482	26	DML803	210	DTM51	142	DVC265	161
DHP484	25	DML805	208	DTM52	142	DVC350	160
DHP485	25	DML806	210	DTP141	32	DVC560	163
DHP486	24	DML807	209	DTR180	152	DVC660	161
DHP487	25	DML808	209	DTR181	152	DVC665	161
DHP489	24	DML809 / DML811	208	DTS141	32	DVC750L	160
DHR165	63	DML812	209	DTW1001	39	DVC860L	158
DHR171	63	DML814	208	DTW1002	39	DVC861L	158
DHR182	63	DML815	209	DTW1004	39	DVC865L	158
DHR183	63	DML816 / DML801	210	DTW103 / DTW073	54	DVC866L	158
DHR202	63	DML817	210	DTW104 / DTW074	54	DVC867L	158
DHR241	63	DML818	208	DTW180	41	DVP180	224
DHR242	62	DMP180	221	DTW181	40	DVP181	224
DHR243	62	DMP181	221	DTW190	40	DVR350	56
DHR263	62	DMR057 / DMR056 / DMR055	213	DTW251	40	DVR450	56
DHR264	62	DMR108N / DMR116	213	DTW253	40	DVR850	56
DHR280	62	DMR112 / DMR110N	212	DTW300 / DTW301	40	DWD181	224
DHR281	62	DMR115 / DMR114	212	DTW302	40	DWR180	42
DHR282	62	DMR203	213	DTW450	40	DWT310	43
DHR283	61	DMR301 / DMR300	212	DTW700 / DTW701	40	DX08	62
DHR400	61	DP2010	34	DTW800	39	DX09	62
DHS630	130	DP2011	34	DTWA070 / DTWA100 / DTWA140 / DTWA190	53	DX11 / DX10	60
DHS660	130	DP3003	34	DTWA260	53	DX12 / DX14	61
DHS661	130	DP4000	33	DUA300 / DUA250	192	DX15	60
DHS680	130	DP4001	33	DUA301 / DUA251	192	DX16	61
DHS710	129	DP4002	33	DUB184	168	<b>E</b>	
DHS711	129	DP4003	33	DUB185	168	EE400MP	185
DHS780	129	DP4010	32	DUB186	168	EJ400MP	185
DHS781	129	DP4011	32	DUB187	168	ELM3720 / ELM3320	176
DHS782	129	DPB180	118	DUB361	167	ELM4120	176
DHS783	129	DPB182	119	DUB362	167	ELM4121	176
DHS900	129	DPB183	118	DUB363	167	ELM4620	176
DHS901	129	DPB184	119	DUC122	190	ELM4621	176
		DPJ180	144	DUC150 / DUC101	191	EM402MP / EM403MP / EM404MP	185

## Index

E		G		H		H	
EM405MP / EM406MP / EM408MP / EM409MP	185	GA7070 / GA9070	93	HP2051F	78	HS6600	131
EM407MP	185	GA7071 / GA9071	93	HP2070	78	HS6601	131
EN401MP / EN402MP / EN410MP	185	GA7080 / GA9080	93	HP2070F	78	HS7000	133
EN420MP / EN421MP / EN422MP / EN424MP	185	GA7081 / GA9081	94	HP2071	78	HS7010	132
EY402MP / EY403MP	185	GA7082 / GA9082	94	HP2071F	78	HS7100	133
F		GA7090 / GA9090	96	HP330D	27	HS7101	133
FN001G	152	GA9040	94	HP332D	27	HS7600	133
FS2200	47	GA9062	95	HP333D	27	HS7601	133
FS2300	47	GB602	105	HP347D	28	HS7610	132
FS2500	45	GB602W	105	HP488D	28	HS7611	132
FS2700	45	GB801	105	HR001G	61	HW001G	169
FS2701	45	GD0600	104	HR002G	60	HW101	170
FS4000	47	GD0601	104	HR003G	61	HW102	170
FS4200	47	GD0602	104	HR004G	61	HW111	170
FS4300	47	GD0603	104	HR005G	60	HW112	170
FS6200	47	GD0800	104	HR006G	60	HW1200	170
FS6300	47	GD0800C	104	HR007G	60	HW121	169
FS6300R	47	GD0801C	104	HR008G	60	HW1300	169
G		GD0810C	103	HR009G	60	HW140	169
GA003G / GA004G / GA005G	82	GD0811C	103	HR010G	61	HW151	169
GA006G / GA007G / GA008G	82	GF600	152	HR140D	63	J	
GA011G / GA012G / GA013G	82	GN420C	155	HR166D	63	JN1601	121
GA014G / GA015G / GA016G	82	GN900	155	HR1840	69	JN3201	121
GA021G / GA022G / GA023G	82	GS5000	105	HR1841F	69	JR001G	139
GA024G / GA025G / GA026G	82	GS6000	104	HR2230	69	JR002G	139
GA027G / GA028G / GA029G	83	GV5010	102	HR2300	69	JR1000FT	141
GA030G / GA031G / GA032G	83	GV6010	101	HR2320T	69	JR103D	140
GA035G / GA036G	84	GV7000	101	HR2460	68	JR105D	140
GA037G / GA038G	84	GV7000C	101	HR2470	68	JR3051T	141
GA039G / GA040G / GA041G	83	H		HR2470F	68	JR3061T	141
GA042G / GA043G / GA044G	83	HB350	37	HR2470FT	68	JR3070CT	140
GA045G / GA046G / GA047G	83	HB500	37	HR2470T	68	JS1000	120
GA048G / GA049G / GA050G / GA051G	83	HG5030	226	HR2475	69	JS1601	120
GA4030 / GA4530 / GA5030	92	HG6030	226	HR2600	67	JS1602	121
GA4030R / GA4530R / GA5030R	92	HG6031V	226	HR2601	67	JS3201	121
GA4031 / GA4032	92	HG6530V	226	HR2630	67	JS8000	120
GA4034 / GA4534 / GA5034	92	HG6531C	226	HR2630T	67	JV001G	136
GA4040 / GA4540 / GA5040 / GA6040	90	HK0500	77	HR2631F	67	JV002G	136
GA4040C / GA4540C / GA5040C / GA6040C	88	HK1810	77	HR2631FT	67	JV0600	138
GA4041C / GA4541C / GA5041C	87	HK1820	77	HR2641	67	JV101D	137
GA4050 / GA4550 / GA5050	89	HM001G	74	HR2652	68	JV102D	137
GA4050R / GA4550R / GA5050R	89	HM002G	74	HR2653	68	JV103D	137
GA4051R / GA4551R / GA5051R	89	HM004G	76	HR2653T	67	JV183D	137
GA4540R / GA5040R / GA6040R	90	HM0810	75	HR2663	68	K	
GA4541R / GA5041R	90	HM0810B	75	HR2800	66	KP001G	144
GA4542C / GA5042C / GA6042C	88	HM0810T	75	HR2810	66	KP0800	145
GA4552 / GA5052	89	HM0830	75	HR2810T	66	KP0810	145
GA4552R / GA5052R	89	HM0870C	75	HR2811F	66	KP0810C	145
GA4553R / GA5053R	90	HM0871C	75	HR2811FT	66	KP312	145
GA4570	91	HM1101C	75	HR3001C	66	KP312S	145
GA4590 / GA5090	86	HM1111C	75	HR3011FC	66	KR400MP / KR401MP	185
GA4591 / GA5091	86	HM1201	74	HR3012FC	66	KT001G	222
GA4592 / GA5092	86	HM1203C	74	HR3200C	65	L	
GA4593 / GA5093	87	HM1205C	74	HR3210C	65	LB1200F	136
GA4594 / GA5094	87	HM1213C	74	HR3210FCT	65	LC1230	115
GA4595 / GA5095	87	HM1214C	74	HR3530	65	LD030P	204
GA5020 / GA5010 / GA6020 / GA6010	91	HM1306	74	HR3540C	65	LD050P	204
GA5020C / GA6020C	87	HM1307C	77	HR3541FC	65	LD080P	204
GA5021 / GA5011 / GA6021	91	HM1307CB	77	HR4002	65	LD080PI	204
GA5021C / GA6021C	87	HM1317C	76	HR4003C	64	LE400MP	185
GA5080 / GA5080R	91	HM1317CB	77	HR4013C	65	LF1000	127
GA7010C / GA9010C	97	HM1501	76	HR4030C	64	LH1040	127
GA7012C / GA9012C	97	HM1502	76	HR4041C	64	LH1040F	127
GA7020 / GA9020	96	HM1511	76	HR4501C	64	LH1201FL	126
GA7020R / GA9020R	96	HM1512	76	HR4510C	64	LM001C	173
GA7020S / GA9020S	96	HM1802	76	HR4511C	64	LM002G / LM001G	174
GA7030 / GA9030	95	HM1812	76	HR5202C	64	LM002J / LM001J	173
GA7030R / GA9030R	94	HP001G	24	HR5212C	64	LM004G / LM003G	174
GA7030S / GA9030S	95	HP002G	24	HS003G	128	LM004J / LM003J	173
GA7031 / GA9031	95	HP0300	28	HS004G	128	LS002G	123
GA7040R / GA9040R	94	HP1230	79	HS009G	128	LS003G	123
GA7040S / GA9040S	94	HP1630	79	HS010G	128	LS004G	123
GA7050 / GA9050	97	HP1631	79	HS011G	128	LS0714	125
GA7050R / GA9050R	97	HP1640	79	HS012G	128	LS0714F	125
GA7060R / GA9060R	96	HP1641	79	HS0600	135	LS0714FL	125
GA7061 / GA9061	95	HP1641F	79	HS300D	131	LS0714L	125
GA7061R / GA9061R	95	HP2050	78	HS301D	131	LS0815F	125
GA7064 / GA7060 / GA9060	96	HP2050F	78	HS6100	131	LS0815FL	125
		HP2051	78	HS6101	131	LS0816F	125

L		R		U		V	
LS1017L	125	RP1800F	149	UB003C	167	VC2000L	160
LS1018L	124	RP1802	148	UB004C	167	VC2012L	160
LS1019	124	RP1802F	148	UB100D	168	VC2201M	159
LS1019L	124	RP1803	149	UB101D	168	VC2211M	159
LS1030N	126	RP1803F	149	UB1102	168	VC2510L	159
LS1040	126	RP2300FC	148	UB1103	168	VC2512L	160
LS1040F	126	RP2301FC	148	UB400MP / UB401MP / UB402MP	185	VC3011L	160
LS1045	126	RP2302FC	148	UC005G / UC004G / UC003G / UC002G	189	VC3012L	160
LS1110F	124	RP2303FC	148	UC006G / UC007G	189	VC3012M	160
LS1219	124	RS001G	128	UC013G / UC012G / UC011G / UC010G	189	VC3210L	159
LS1219L	124	RS002G	128	UC017G / UC016G / UC015G / UC014G	189	VC3211H	158
LS1221	126	RT001G	147	UC020G	189	VC3211M	159
LS1440	126	RT0700C	147	UC100D	191	VC4210L	159
LW1400	117	RT0702C	147	UC4041A / UC3541A / UC3041A	191	VC4210M	159
LW1401	117			UC4550A / UC4050A / UC3550A / UC3050A	191	VR001C	56
M		S					
ML001G	209	SA5040C	101	UC4551A / UC4051A / UC3551A / UC3051A	191	VR001G	56
ML002G	209	SA7000	101	UD2500	177	VR002C	56
ML006G	210	SA7000C	101	UH004G / UH005G	193	VR003C	57
ML007G	209	SC001G	117	UH006G / UH007G	193	VR003G	56
ML009G / ML005G / ML003G	208	SC103D	118	UH008G / UH009G	193	VR004C	57
ML010G	208	SD100D	141	UH013G / UH014G	194	VR004G	56
ML011G	210	SG1251	116	UH200D	194	VS001G	163
ML012G	208	SJ401	141	UH201D	194	W	
ML102	210	SK105D	203	UH4261 / UH4861 / UH5261	195	WA400MP	185
ML104	210	SK105GD	203	UH4570 / UH5570 / UH6570	195	WR100D	42
ML107	210	SK106D	203	UH5580 / UH6580 / UH7580	195	WT001G	43
MLT100N	127	SK106GD	202	UM110D	187		
MP001G	221	SK10GD	202	UM164D	187		
MP100D	221	SK209GD	202	UM167D	187		
MR002G / MR001G	212	SK20GD	202	UM600D	187		
MR004G / MR003G	212	SK312GD	202	UN460WD	196		
MR007G / MR006G	212	SK40GD	202	UP100D	197		
MR010G / MR009G	213	SK700D	202	UR002G	180		
MR052 / MR051	213	SK700GD	202	UR003G	180		
MW001G	222	SKR001	203	UR006G	179		
		SKR200Z	203	UR007G	179		
N							
N3701	148	SP001G	135	UR008G	180		
N5900B	134	SP6000	136	UR012G	179		
P							
PB002G	118	ST113D	154	UR013G	179		
PC5000C	146	SW400MP	185	UR014G	179		
PC5001C	146	T		UR016G	180		
PC5010C	146	TD001G	30	UR017G	180		
PDC01	19	TD002G	30	UR100D	182		
PDC1200	19	TD003G	30	UR101C	179		
PDC1500	19	TD0100	31	UR140D	182		
PF0300	225	TD0101	32	UR180D	182		
PF0403	225	TD0101F	32	UR201C	179		
PF0410	225	TD022D	31	UR202C	179		
PF0610	225	TD090D	31	UR2300	183		
PF0800	225	TD091D	53	UR3000	183		
PF1010	225	TD110D	31	UR3500	183		
PF1100	225	TD111D	31	UR3501	182		
PF1110	225	TD112D	53	UR3502	182		
PF400MP	185	TD127D	31	US053D	198		
PJ7000	144	TL064D	32	UT001G	57		
PK5011C	101	TL065D	43	UT002G	57		
PM001G	198	TM3000C	142	UT1200	58		
PO5000C	105	TM3010C	142	UT1305	57		
PO6000C	105	TM30D	142	UT1400	58		
PP001G	119	TW001G	39	UT1401	58		
PT001G	153	TW004G / TW005G	39	UT1600	58		
PT354D	153	TW007G / TW008G	39	UT2204	57		
PV001G	102	TW009G / TW010G	39	UV001G	177		
PV301D	103	TW0200	42	UV3600 / UV3200	177		
PV7000C	102	TW0350	42	UX01G	186		
PV7001C	102	TW060D	41	V			
PW5000C	103	TW1000	42	VC001GL	157		
PW5001C	103	TW100D	41	VC002GL	157		
		TW140D	41	VC003GL	157		
		TW141D	41	VC004GL	157		
		TW160D	41	VC005GL	157		
		TW161D	41	VC006GM	157		
		TW202D	41	VC007GL	157		
R		U					
RD1101	149	UA003G / UA001G	192	VC008G	161		
RF1101	149	UA004G / UA002G	192	VC009G	161		
RM350D	172	UB001C	167	VC010G	163		
RP0900	150	UB001G	167	VC011G	161		
RP0910	150	UB002C	167	VC012G	161		
RP1101	149			VC1310L	159		
RP1111C	150						
RP1800	149						

# New Products

Cordless Impact Wrench

40Vmax

TW009G / TW010G p.39



Angle Grinder

AC

GA7090 / GA9090 p.96



Cordless Jig Saw

40Vmax

JV002G p.136



Cordless Impact Wrench

18V

DTW1004 p.39



Battery Powered  
Random Orbit Sander

40Vmax

BO001CG / BO002CG p.107  
BO003CG / BO004CG p.107



Cordless Trimmer

18V

DRT52 p.147



Cordless Shear Wrench

40Vmax

WT001G p.43



Battery Powered  
Orbital Sander

40Vmax

BO005CG / BO006CG p.107  
BO007CG p.107



Cordless Backpack  
Vacuum Cleaner

40Vmax

VC011G / VC012G p.161



Cordless Auto Feed Screwdriver

18V

DFR552 / DFR453 p.46



Cordless Steel Rod Cutter

40Vmax

SC001G p.117



Cordless Upright Cleaner

40Vmax

VC010G p.163



Cordless Angle Screwdriver

18V

DFL126F / DFL303F / DFL404F p.51



Cordless Hole Puncher

40Vmax

PP001G p.119



Cordless Vacuum Sweeper

40Vmax

VS001G p.163



Cordless Breaker

40Vmax

HM004G p.76



Cordless Cable Cutter

18V

DTC100 / DTC101 p.121  
DTC102 / DTC103 p.121



Battery Powered Backpack Blower

connector

UB004C p.167



Slide Compound Miter Saw

AC

LS1110F p.124  
LS0816F p.125



Battery Powered Blower

connector

UB003C p.167



**Cordless High Pressure Washer** 40Vmax

HW001G p.169



**Robotic Mower** built in battery

RM350D p.172



**Cordless Lawn Mower** 40Vmax

LM004G / LM003G p.174



**Cordless Scarifier** 40Vmax

UV001G p.177



**Cordless Pruning Saw** 18V

DUC150 p.191



**Battery Powered Pruning Shears** 18V

DUP180 p.197



**Battery Powered Wheelbarrow** 18Vx2

DCU601 / DCU602 p.200



**Rechargeable Rotary Laser** 40Vmax / 18V / 12Vmax

SKR001 p.203



**Cordless Bar Light** 40Vmax

ML012G p.208



**Cordless Bar Light** 18V

DML818 p.208



**Cordless Cooler & Warmer Box** 40Vmax / 18V

CW004G p.221



- Screwing/Drilling** p.22
- Stirring** p.55
- Hammer drilling/Chiselling** p.59
- Grinding/Sanding/Polishing** p.81
- Cutting** p.113
- Sawing** p.122
- Milling/Planing** p.143
- Fastening/Fixing** p.151
- Dust management** p.156
- Lawn care/Grass care** p.171
- Tree care/Hedge care** p.188
- Transportation** p.199
- Measuring/Leveling** p.201
- Lights** p.205
- Comfort/Lifestyle** p.211
- Speciality tools** p.223
- Accessory** p.227

**Tool ◀▶ Battery ◀▶ Battery Charger**  
**Digital communication**

**XGT is a new system with its own tools, batteries, and chargers. A combination of innovative tool design and higher output batteries provide a genuine solution for high demand industrial users.**

**Optimum power supply system and Optimum charging system**

The XGT range of tools and batteries come with a built-in program, providing digital communication between the battery and tool. Allowing not only for the battery to talk with tool but also the tool to talk to the battery. Battery technology and motor engineering that work together for optimum performance.

**Optimum charging system**

Auto maintenance system with two cooling fans for providing more optimum fast charging



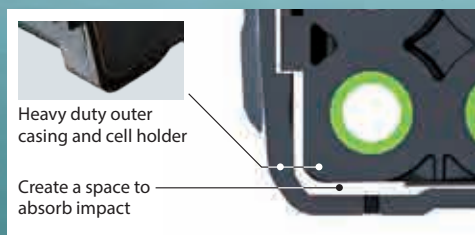
**Built Tough**

High durability specifications specially designed for 40Vmax Li-Ion batteries

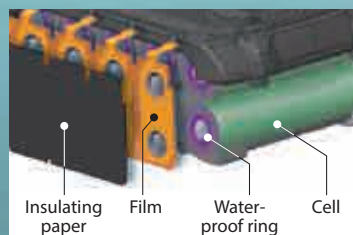
**4-LED fuel gauge indicator**




**Terminal short-circuit prevention structure**  
The protection wall is provided between terminals against water and dust.



**Shock absorption structure**  
Heavy duty outer casing and cell holder  
Create a space to absorb impact



**Waterproof Triple-layer Structure**  
prevents cell failure due to water and dust.



**High Rigidity Battery Rails**  
Durable slide in battery rail that holds the battery and the tools firmly and securely to withstand high power products





## Rapid Optimum Charging System

It is necessary to cool down before start charging when the battery temperature is high.  
Built-in fan circulates air through the battery before start charging and during the charging process to cool the battery for faster charge time.

The Makita Rapid Optimum Charger communicates with the battery's built-in chip throughout the charging process to optimize battery life by actively controlling current, voltage and temperature.


The optimum charging system  
Forced air cooling




Fast charging



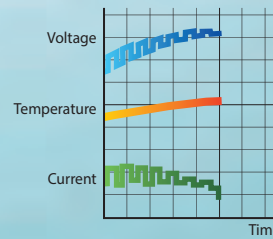
General charging method  
Natural heat dissipation



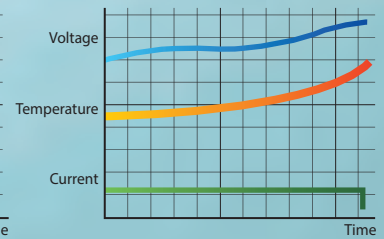
Waiting time for charging




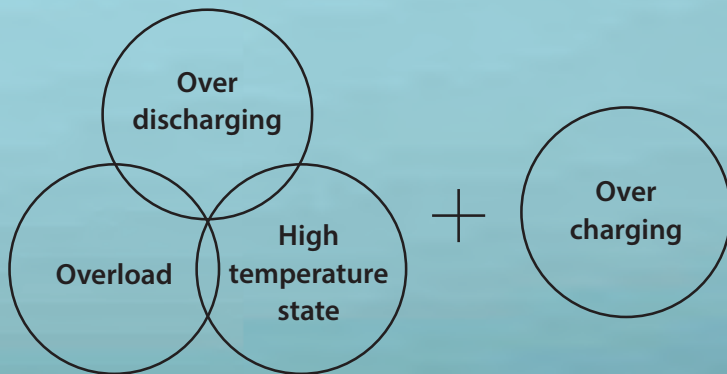
The optimum charging system



General charging method




## Battery Protection Function



This function is communication technology that allows the tool and battery to monitor conditions and exchange data in real time to protect against Overload, Over-Discharge and Overheating.

### Firm Holding

Multi-contact terminals reduce electrical resistance and increase connection stability withstanding against vibration, and ultimately ensures Stable current supply to the tool.



**Anytime Charge**  
No Memory Effect  
No discharging required



**Shock Absorbing**  
Heavy Duty Pack





# 40V Li-ion max

High Power

Durability

Digital Communication




# 40V Li-ion max

# XGT X2 80V max



Rotary Hammer



Demolition Hammer



Power Cutter



Breaker



Grass Trimmer



Vacuum Cleaner

### Battery

BL4020  
2.0Ah

BL4025  
2.5Ah

BL4040 /  
BL4040F  
4.0Ah





### Charger

BL4050F  
5.0Ah

BL4080F  
8.0Ah

DC40RA

DC40RB

DC40WA

DC40RC

ADP10



Adapter for LXT Battery

# 18V LITHIUM-ION



18V Lithium-ion



Wall Scanner

Caulking Gun

Heat Gun

Fan Jacket

Fan Vest

Heated Jacket

Heated Base Layer Shirt

Heated Vest

Heated Blanket

Worklight

Bar Light

Worklight

Flashlight

LED Flashlight

Radio with Lantern

Pruning Shears

Job Site Radio

Pruning Saw

Wheelbarrow

Hedge Trimmer

Grass Shear

Garden Sprayer

String Trimmer

Grass Trimmer

Multi Function Power Head

Cleaner

Cyclone Cleaner

Robotic Cleaner

Lawn Mower

Chain Saw

Blower

Blower Vacuum

Brad Nailer

Planer

Trimmer

Rivet Gun

Rebar Tying Tool

Drywall Saw

Circular Saw

Stapler

Cut-Out Tool

Pin Nailer

Finish Nailer

Plate Joiner

Jig Saw

Recipro Saw

Rear Handle Saw

Portable Cut-off

Plunge Cut Saw

Power Cutter

Angle Grinder

Rotary Hammer

Slide Compound Miter Saw

Combination Hammer

Circular Saw

Angle Drill Shear Wrench

Backpack Vacuum Cleaner

Upright Cleaner

Coffee Maker

Inflator

Cooler & Warmer Box

Grease Gun

Vacuum Pump

Cooler & Warmer Box

Grease Gun



Chain Saw Pole Saw

Pruning Shears

Wheelbarrow

Grass Trimmer

Earth Auger

Lawn Mower

Vacuum Pump

High Pressure Washer

Portable Power Pack

Impact Wrench

Vacuum Cleaner

Blower

Kettle

Hedge Trimmer

Multi Function Power Head

Mixer

Concrete Vibrator

4 Mode Impact Driver

Screwdriver

Oil-Pulse Driver

Driver Drill

Auto Feed Screwdriver

Angle Impact Wrench

Impact Driver

Angle Drill

Angle Impact Driver

Ratchet Wrench

Hammer Driver Drill

Rotary Hammer

Die Grinder

Sander Polisher

Power Scraper

Combination Hammer

Steel Rod Cutter

Multi Tool

Finishing Sander

Random Orbit Polisher

Angle Grinder

Recipro Saw

Metal Shear

Drywall Sander

Random Orbit Sander

Threaded Rod Cutter

Compact Cut Off

Hole Puncher

Belt Sander

Nibbler

Cable Cutter

Cutter

Metal Cutter

Portable Band Saw

Slide Compound Miter Saw

Compound Miter Saw

18V x2  
**440+**  
**TOOLS**  
6.0Ah 5.0Ah 4.0Ah  
3.0Ah 2.0Ah 1.5Ah

*Expand Your Lithium Line Up*

# 12V<sub>max</sub> LITHIUM-ION

**100+ TOOLS**  
4.0Ah 2.0Ah 1.5Ah

EXPAND YOUR LITHIUM-ION LINEUP

- Driver Drill
- Hammer Driver Drill
- Impact Driver
- Angle Drill
- Impact Wrench
- Rotary Hammer
- Job Site Radio
- Job Site Speaker
- Adapter for USB
- Ratchet Wrench
- Circular Saw
- Rotary Laser
- Multi Line Laser
- Green 4-point Cross Line Laser
- Red 4-point Cross Line Laser
- Angle Impact Driver
- Multi Cutter
- Threaded Rod Cutter
- Cutter
- Heated Jacket
- Heated Vest
- Heated Base Layer Shirt
- Heated Blanket
- Fan
- Fan Vest
- Fan Jacket
- Worklight
- Recipro Saw
- Drywall Saw
- Multi tool
- Pin Nailer
- Multi tool
- Jig Saw
- Cordless Cleaner
- LED Worklight
- Inflator
- Blower
- Grass Trimmer
- Grass Shear
- Stapler
- Sander Polisher
- Hedge Trimmer
- Pruning Saw
- Garden Sprayer
- Caulking Gun
- Pruning Shears



# 10.8V Lithium-ion



# 7.2V Lithium-ion



# 18V Lithium-ion

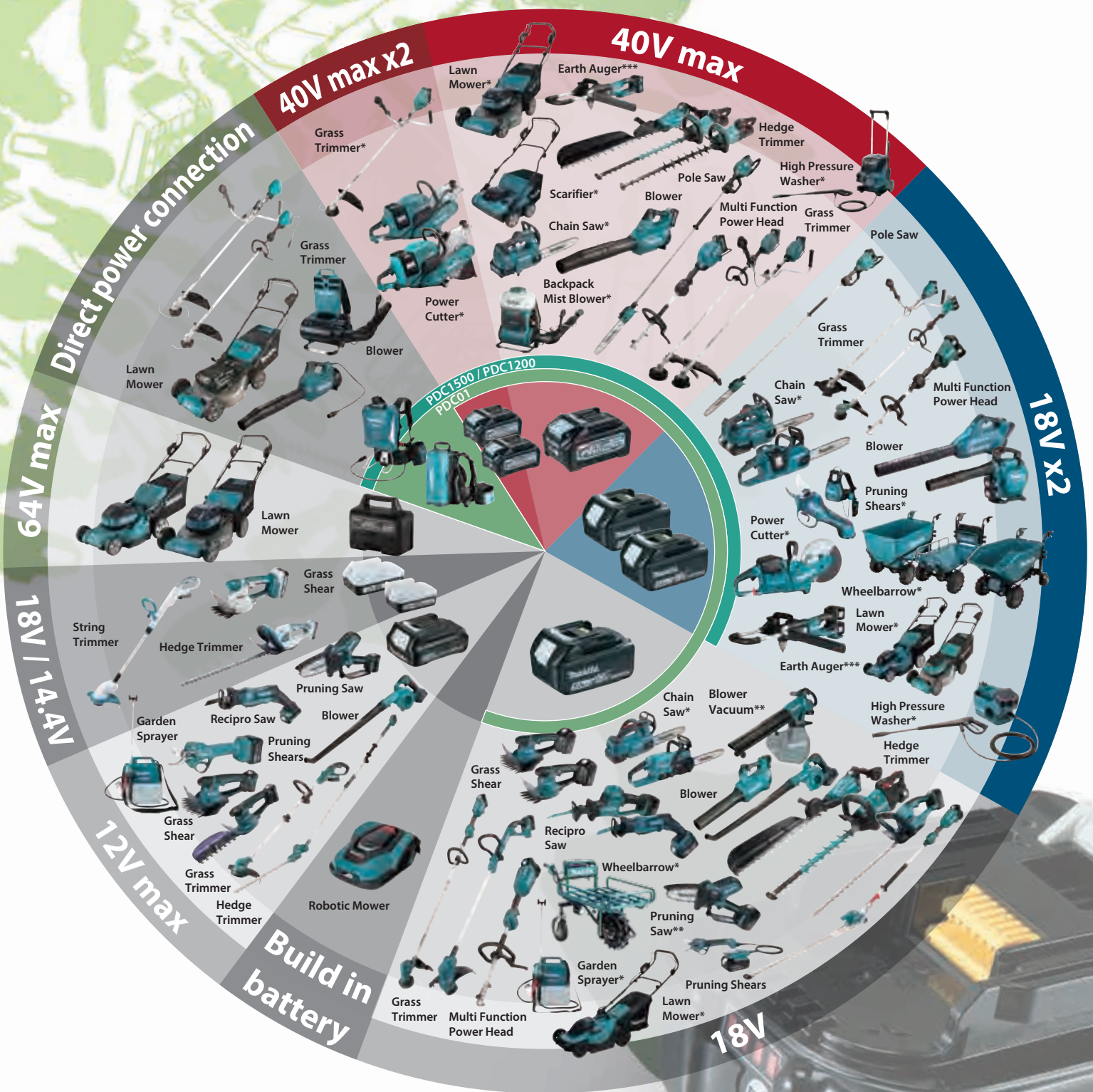


# 14.4V Lithium-ion





# A wide variety of Lithium-ion Garden Tools



\* These models are not compatible with Portable Power Pack (PDC1500, PDC1200, PDC01)

Only rear handle type chainsaws are compatible

\*\* These models are not compatible with Portable Power Pack (PDC1500, PDC1200)

\*\*\*This model is not compatible with Portable Power pack(PDC1500)



# Li-ion Battery & Charging Time Reference, Compatibility Chart

40Vmax 18V		<b>Fast Charging</b> DC40RA DC40RB*	DC40RC	DC40WA*	<b>Fast Charging</b> DC40RA + ADP10 Compatible with LXT Li-ion batteries	DC40RC + ADP10 Compatible with LXT Li-ion batteries	<b>Fast Charging</b> DC18RC DC18RD* DC18RE**	DC18SF Except BL1430A	DC18SD DC18SH* DC18SE (Automotive)	DC18WC	
<b>XGT</b>	8.0Ah BL4080F	76min.	170min.	420min.	-	-	-	-	-	-	
	5.0Ah BL4050F	50min.	85min.	260min.	-	-	-	-	-	-	
	4.0Ah BL4040F BL4040	45min.	67min.	210min.	-	-	-	-	-	-	
	2.5Ah BL4025	28min.	38min.	130min.	-	-	-	-	-	-	
	2.0Ah BL4020	22min.	30min.	110min.	-	-	-	-	-	-	
<b>LXT</b>	6.0Ah BL1860B	-	-	-	40min.	85min.	55min.	1 to 2 batteries 130 min.	3 to 4 batteries 260 min.	130min.	160min.
	5.0Ah BL1850B	-	-	-	35min.	70min.	45min.	110 min.	220 min.	110min.	135min.
	4.0Ah BL1840B	-	-	-	29min.	58min.	36min.	90 min.	180 min.	90min.	110min.
	3.0Ah BL1830B	-	-	-	22min.	42min.	22min.	60 min.	120 min.	60min.	80min.
	2.0Ah BL1820B	-	-	-	24min.	33min.	24min.	45 min.	90 min.	45min.	55min.
	1.5Ah BL1815N	-	-	-	15min.	22min.	15min.	30 min.	60 min.	30min.	40min.
<b>CXT</b>	5.0Ah BL1050B	75min.	160min.	 40Vmax Lithium-ion 18V x2 Lithium-ion	 35.5Ah PDC1200	360min.	 43.55Ah PDC1500	 450min.	 40Vmax Lithium-ion 18V x2 Lithium-ion 18V Lithium-ion	Powered by up to four 18V LXT Batteries	
	4.0Ah BL1041B	60min.	130min.								
	2.0Ah BL1021B	30min.	70min.								
	1.5Ah BL1016	22min.	50min.								
<b>64Vmax Lithium-ion</b>	10.0Ah BL64100	300min.	10.8V Lithium-ion	1.3Ah BL1013	50min.	18V Lithium-ion	1.5Ah BL1415G BL1815G	70min.	80min.		
	4.0Ah BL6440	120min.	7.2V Lithium-ion	1.5Ah BL0715	35min.	14.4V Lithium-ion	2.0Ah BL1420G BL1820G	90min.	105min.		

\*DC40RB / DC40WA / DC18RD / DC18SH: Two Port Multi Charger \*\*DC18RE: CXT & LXT Dual port Fast Charger

### PDC1500

**Powered by 36V-40Vmax built-in battery**  
1,500Wh-class high capacity

**IPX4**  
Charger: DC4001  
Charging time: 450 min

### PDC1200

**Powered by 36V-40Vmax built-in battery**  
1,200 Wh high capacity

**IPX4**  
Charger: DC4001  
Charging time: 360 min

### PDC01

**Powered by up to four 18V LXT batteries**  
432 Wh high capacity  
(with 4 pcs. of BL1860B)

**IPX4**

**Features and benefits (PDC1500 / PDC1200)**



**Height-adjustable waist belt**  
The position of the waist belt can be adjusted for personal fit and comfort.



**Quickly removable harness**  
can be attached / removed from the main unit with a single action.



**Reflectors**  
keep operator visible from a distance even in the dark.

### Battery Powered Models

UR101C  
UR201C  
UR202C

LM001C

UB001C  
UB003C

UB002C  
UB004C

VR001C  
VR003C  
VR004C

### Adapter set

Part No. 191N62-4

+ **40Vmax**

### Adapter set

Part No. 191J51-5

+ **18V + 18V → 36V**

### Adapter set

Part No. 191J50-7

+ **18V LITHIUM-ION**

**PDC1500 / PDC1200 / PDC01** Portable Power Pack

	PDC1500	PDC1200	PDC01
Capacity	43.55 Ah	33.5 Ah	24 / 12 Ah
Energy capacity	1,567.8 Wh	1,206 Wh	432 Wh (BL1860Bx4)
Number of cells	130	100	-
Charging time (hours)	7.5	6	-
Power supply cord	Battery side: 1.2 m (3.9 ft) Adapter side: 0.6 m (2.0 ft)	Battery Side: 1.1 m (3.6 ft) Adapter Side: 0.6 m (2.0 ft)	1.7 m (5.6 ft)
Dimensions (L x W x H)	w/o Harness: 369 x 312 x 131 mm (14-1/2 x 12-1/4 x 5-1/8")	w/o Harness: 369 x 261 x 139 mm (14-1/2 x 10-1/4 x 5-1/2")	w/o Harness: 400 x 195 x 132 mm (15-3/4 x 7-5/8 x 5-3/16")
	w/ Harness: 516 x 312 x 193 mm (20-1/4 x 12-1/4 x 7-5/8")	w/ Harness: 428 x 261 x 164 mm (16-7/8 x 10-1/4 x 6-1/2")	w/ Harness: 400 x 270 x 149 mm (15-3/4 x 10-5/8 x 5-7/8")
Net weight	11.1 - 13.0 kg (24.5 - 28.7 lbs.)	8.8 kg (19.4 lbs.)	2.8 kg (6.1 lbs.)

Harness, Charger

Harness, Adapter for 36V (18V x2) [countries-specific], Charger

Harness, Adapter

# MAKPAC Power source kit



	Model No.	MAKPAC type	Set contents				
			Battery	Ah	Qty	Charger	Converter
<b>40V max</b> Lithium-ion	MKP1G001	TYPE1	BL4025	2.5Ah	2	DC40RA	
	MKP1G002	TYPE1	BL4040	4.0Ah	2	DC40RA	
<b>18V</b> Lithium-ion	MKP1SY182	TYPE1	BL1815N	1.5Ah	2	DC18SD	
	MKP1RA182	TYPE1	BL1820B	2.0Ah	2	DC18RC	
	MKP1RF181	TYPE1	BL1830B	3.0Ah	1	DC18RC	
	MKP1RF182	TYPE1	BL1830B	3.0Ah	2	DC18RC	
	MKP1RF183	TYPE1	BL1830B	3.0Ah	3	DC18RC	
	MKP1RF184	TYPE1	BL1830B	3.0Ah	4	DC18RC	
	MKP1RM182	TYPE1	BL1840B	4.0Ah	2	DC18RC	
	MKP1RM183	TYPE1	BL1840B	4.0Ah	3	DC18RC	
	MKP1RM184	TYPE1	BL1840B	4.0Ah	4	DC18RC	
	MKP1RT181	TYPE1	BL1850B	5.0Ah	1	DC18RC	
	MKP1RT182	TYPE1	BL1850B	5.0Ah	2	DC18RC	
	MKP1T188	TYPE1	BL1850B	5.0Ah	8	-	
	MKP1RG181	TYPE1	BL1860B	6.0Ah	1	DC18RC	
	MKP1RG182	TYPE1	BL1860B	6.0Ah	2	DC18RC	
	MKP1RG183	TYPE1	BL1860B	6.0Ah	3	DC18RC	
	MKP1RG184	TYPE1	BL1860B	6.0Ah	4	DC18RC	
	MKP2RFC2	TYPE2	BL1830B	3.0Ah	2	DC18RC	BCV03
	MKP2RFC3	TYPE2	BL1830B	3.0Ah	3	DC18RC	BCV03
	MKP2RFC4	TYPE2	BL1830B	3.0Ah	4	DC18RC	BCV03
	MKP2PF184	TYPE2	BL1830B	3.0Ah	4	DC18RD	
MKP2RMC2	TYPE2	BL1840B	4.0Ah	2	DC18RC	BCV03	
MKP2PM184	TYPE2	BL1840B	4.0Ah	2	DC18RD		
MKP2PT184	TYPE2	BL1850B	5.0Ah	4	DC18RD		
MKP3PM182	TYPE3	BL1840B	4.0Ah	2	DC18RD		
MKP3PM184	TYPE3	BL1840B	4.0Ah	4	DC18RD		
MKP3PT182	TYPE3	BL1850B	5.0Ah	2	DC18RD		
MKP3PT184	TYPE3	BL1850B	5.0Ah	4	DC18RD		
MKP3PG182	TYPE3	BL1860B	6.0Ah	2	DC18RD		
MKP3PG184	TYPE3	BL1860B	6.0Ah	4	DC18RD		
<b>12V max</b> Lithium-ion	MKP2NX1	TYPE3	BL1021B / BL1850B	2.0Ah / 5.0Ah	1	DC18RE	
	MKP2NX2	TYPE3	BL1021B / BL1850B	2.0Ah / 5.0Ah	2	DC18RE	
	MKP2NX3	TYPE3	BL1041B / BL1850B	4.0Ah / 5.0Ah	1	DC18RE	
	MKP2NX4	TYPE3	BL1041B / BL1850B	4.0Ah / 5.0Ah	2	DC18RE	
<b>12V max</b> Lithium-ion	MKP1WY122	TYPE1	BL1016	1.5Ah	2	DC10WD	
	MKP1SY122	TYPE1	BL1016	1.5Ah	2	DC10SB	
	MKP1WA122	TYPE1	BL1021B	2.0Ah	2	DC10WD	
	MKP1SA122	TYPE1	BL1021B	2.0Ah	2	DC10SB	
	MKP1WM122	TYPE1	BL1041B	4.0Ah	2	DC10WD	
	MKP1SM122	TYPE1	BL1041B	4.0Ah	2	DC10SB	

## MAKPAC trolley

able to stack on for easy loading

Part No.  
TR00000002  
TR00000001 (EU)



## MAKPAC adapter set

Makita AC Vacuum Cleaner  
to connect with MAKPAC

Part No.  
198730-6 / 198599-8(EU)

Model No.  
VC001G,L VC002GL, VC003GL, VC004GL,  
VC005GL, VC3211H/M, VC2211M, VC2201M,  
VC1310L, VC2510L, VC3210L



## MAKPAC organizer

ideal for accessory cases

Part No.  
MAKPAC organizer set  
191X80-2

MAKPAC organizer set (No box)  
191X84-4



## Cool Box

20mm thickness formed polystyrene, sealing  
strips are placed around the mating surface  
of lid and box.

**18L** Part No.  
198253-4 (Type 4)  
500mL  $\times 20$  2L  $\times 4$



**11L** Part No.  
198254-2 (Type 3)  
500mL  $\times 10$  2L  $\times 2$



## Safety Precautions

When using electric tools, basic safety precautions should always be followed to reduce the risk of fire, electric shock, and personal injury, including the following.

### /// KEEP WORK AREA CLEAN.

Cluttered areas and benches invite injuries.

### /// CONSIDER WORK AREA ENVIRONMENT.

Don't use power tools in damp or wet locations. Keep work area well lit. Don't expose power tools to rain. Don't use power tool in presence of flammable liquids or gases.

### /// KEEP CHILDREN AWAY.

All visitors should be kept away from work area. Don't let visitors touch the tool or extension cord.

### /// STORE IDLE TOOLS.

When not in use, tools should be stored in a dry, high of locked up place, out of reach of children.

### /// DON'T FORCE THE TOOL.

It will do the job better and safer at the rate for which it was intended.

### /// USE THE RIGHT TOOL.

Don't force small tools or attachments to do the job of a heavy-duty tool. Don't use tools for purposes not intended.

### /// DRESS PROPERLY.

Don't wear loose clothing or jewelry. They can be caught in moving parts. Rubber gloves and non-skid footwear are recommended when working outdoors. Wear protective hair covering to contain long hair.

### /// USE SAFETY GLASSES.

Also use face or dust mask if the cutting operation is dusty.

### /// DON'T ABUSE THE CORD.

Never carry the tool by the cord or yank it to disconnect it from the socket. Keep the cord away from heat, oil, and sharp edges.

### /// SECURE WORK.

Use clamps or a vise to hold the work. It's safer than using your hand and it frees both hands to operate the tool.

### /// DON'T OVERREACH.

Keep proper footing and balance at all times.

### /// MAINTAIN TOOLS WITH CARE.

Keep cutting tools sharp and clean for better and safer performance. Follow instructions for lubrication and changing accessories. Inspect tool cord periodically and if damaged, have it repaired by an authorized service facility. Inspect extension cords periodically and replace, if damaged. Keep handles dry, clean and free from oil and grease.

### /// DISCONNECT TOOLS.

When not in use, before servicing and when changing accessories such as blades, bits and cutters.

### /// REMOVE ADJUSTING KEYS AND WRENCHES.

Form the habit of checking to see that keys and adjusting wrenches are removed from the tool before turning it on.

### /// AVOID UNINTENTIONAL STARTING.

Don't carry a plugged-in tool with a finger on the switch. Ensure switch is OFF when plugging in.

### /// USE OUTDOOR EXTENSION CORDS.

When tool is used outdoors, use only extension cords intended for outdoor use.

### /// STAY ALERT.

Watch what you are doing. Use common sense. Don't operate tool when you are tired.

### /// CHECK DAMAGED PARTS.

Before further use of the tool, a guard or other part that is damaged should be carefully checked to determine that it will operate properly and perform its intended function. Check for alignment of moving parts, free running of moving parts, breakage of parts, mounting and any other conditions that may affect its operation. A guard or other part that is damaged should be properly repaired or replaced by an authorized service center unless otherwise indicated in this instruction manual. Have defective switches replaced by an authorized service facility. Don't use the tool if the switch does not turn it on and off.

### /// GUARD AGAINST ELECTRIC SHOCK.

Avoid body contact with earthed or grounded surfaces (e.g. pipes, radiators, ranges, refrigerators).

### /// REPLACEMENT PARTS.

When servicing a tool, use only identical replacement parts.

### /// VOLTAGE WARNING:

Before connecting the tool to a power source (receptacle, outlet, etc.) Be sure the voltage supplied is the same as that specified on the nameplate of the tool. A power source with voltage greater than that specified for the tool can result in SERIOUS INJURY to the user V as well as damage to the tool. If in doubt, DO NOT PLUG IN THE TOOL. Using a power source with voltage less than the nameplate rating is harmful to the motor.

## Note

- Makita reserves the right to change specifications of parts and accessories without notice.
- Items of standard equipment and specifications may vary by country or area.
- Net weight and dimensions may differ by the type of battery.
- Standard export color for motor housing is Makita industrial green (blue).
- Please state required voltage when ordering. These offers are subject to availability in each country. Actual product color may differ slightly from color reproduced here.
- The weight may differ depending on the attachment(s), including the battery cartridge. The lightest and heaviest combination, according to EPTA-Procedure 01/2014

























## Guarantee

Every Makita tool is thoroughly inspected and tested before leaving the factory. It is guaranteed against defective workmanship and materials. Should any trouble develop, return the COMPLETE tool prepaid to Makita or point of purchase. If inspection shows trouble is caused by defective workmanship of material, all repairs will be made without charge. The guarantee does not apply where repairs have been made or attempted by others; repairs are due to normal wear; the tool has been abused or in an accident; misuse is evident – caused by overloading the tool beyond its capacity, use of the tool after partial failure or use with improper accessories.

# PRODUCTS

## Screwing/Drilling



-  Double Insulation
-  Variable Speed
-  Brake
-  Reversing
-  Anti-restart function
-  Mechanical 2-Speed
-  Mechanical 3-Speed
-  Electronic 2-Speed
-  Electronic 3-Speed
-  Electronic 4-Speed
-  Keyless Chuck
-  Torque Setting 6
-  Torque Setting 9
-  Torque Setting 16
-  Torque Setting 18
-  Torque Setting 20
-  Torque Setting 21
-  Torque Setting 21/41
-  Clutch-equipped
-  Torque Limiter
-  Constant Speed
-  Soft Start
-  Built-in Job Light
-  Carrying Case

# Cordless Hammer Driver Drill / Cordless Driver Drill

Hard Soft

High

Low

## XGT

### BL MOTOR Brushless Motor

40V max

**HP001G DF001G**

140 N·m  
68 N·m

XGT BL MOTOR AFT XPT

40V max

**HP002G DF002G**

64 N·m  
30 N·m

XGT BL MOTOR XPT

## LXT

### BL MOTOR Brushless Motor

18V

**DHP486 DDF486**

130 N·m  
65 N·m

LXT BL MOTOR XPT

18V

**DHP489 DDF489**

73 N·m  
40 N·m

LXT BL MOTOR XPT

18V

**DHP484 DDF484**

54 N·m  
30 N·m

LXT BL MOTOR XPT

18V

**DHP485 DDF485**

50 N·m  
27 N·m

LXT BL MOTOR XPT

18V

**DHP487 DDF487**

40 N·m  
25 N·m

LXT BL MOTOR XPT

18V

**DDF083**

40 N·m  
23 N·m

LXT BL MOTOR XPT

### Brushed Motor

18V

**DHP458 DDF458**

91 N·m  
58 N·m

LXT XPT

18V

**DHP451 DDF451**

80 N·m  
40 N·m

LXT

18V

**DHP482 DDF482**

62 N·m  
36 N·m

LXT XPT

18V

**DHP453 DDF453**

42 N·m  
27 N·m

LXT

Max Fastening Torque (N·m)

## Screwing/Drilling

## DF001G

Cordless Driver Drill

40V max

40Vmax XGT BL AFT Cordless 13 mm (1/2") 125 N-m (1,100 in.lbs.) Driver Drill



Capacity	Steel: 20 mm (13/16") Wood (Auger-Bit): 50 mm (2") Wood (Self-feed bit): 76 mm (3") Wood (Hole saw): 152 mm (6")
Chuck capacity	1.5 - 13 mm (1/16 - 1/2")
No load speed (RPM)	High: 0 - 2,600 / Low: 0 - 650
Max fastening torque	Hard: 140 N-m (1,240 in.lbs.) Soft: 68 N-m (600 in.lbs.)
Max lock torque	125 N-m (1,100 in.lbs.)
Dimensions (L x W x H)	w/ BL4020 / BL4025: 181 x 86 x 275 mm (7-1/8 x 3-3/8 x 10-7/8") w/ BL4040: 181 x 86 x 282 mm (7-1/8 x 3-3/8 x 11-1/8")
Net weight	2.7 - 3.0 kg (5.9 - 6.6 lbs.)

XGT BL AFT XPT



Side grip, Belt clip, (+/-) Bit, Bit holder, Battery, Charger

## HP001G

Cordless Hammer Driver Drill

40V max

40Vmax XGT BL AFT Cordless 13 mm (1/2") 125 N-m (1,100 in.lbs.) Hammer Driver Drill



Capacity	Masonry: 20 mm (13/16") Steel: 20 mm (13/16") Wood (Self-feed bit): 76 mm (3") 1.5 - 13 mm (1/16 - 1/2")
Chuck capacity	1.5 - 13 mm (1/16 - 1/2")
Impacts per minute (IPM)	High: 0 - 39,000 / Low: 0 - 9,750
No load speed (RPM)	High: 0 - 2,600 / Low: 0 - 650
Max fastening torque	Hard: 140 N-m (1,240 in.lbs.) Soft: 68 N-m (600 in.lbs.)
Max lock torque	125 N-m (1,100 in.lbs.)
Dimensions (L x W x H)	w/ BL4020 / BL4025: 182 x 86 x 275 mm (7-1/8 x 3-3/8 x 10-7/8") w/ BL4040: 182 x 86 x 282 mm (7-1/8 x 3-3/8 x 11-1/8")
Net weight	2.7 - 3.0 kg (6.0 - 6.6 lbs.)

XGT BL AFT XPT



Depth gauge, Side grip, Belt clip, (+/-) Bit, Bit holder, Battery, Charger

## DF002G

Cordless Driver Drill

40V max

40Vmax XGT BL Brushless Cordless 13 mm (1/2") 65 N-m (580 in.lbs.) Driver Drill



Capacity	Steel: 13 mm (1/2") Wood (Self-feed bit): 38 mm (1-1/2") Wood (Hole saw): 51 mm (2")
Chuck capacity	1.5 - 13 mm (1/16 - 1/2")
No load speed (RPM)	High: 0 - 2,200 / Low: 0 - 600
Max fastening torque	Hard: 64 N-m (570 in.lbs.) / Soft: 30 N-m (270 in.lbs.)
Max lock torque	65 N-m (580 in.lbs.)
Dimensions (L x W x H)	w/ BL4020 / BL4025: 164 x 86 x 265 mm (6-1/2 x 3-3/8 x 10-3/8") w/ BL4040: 164 x 86 x 272 mm (6-1/2 x 3-3/8 x 10-3/4") w/ BL4050F: 164 x 86 x 294 mm (6-1/2 x 3-3/8 x 11-5/8")
Net weight	1.9 - 2.5 kg (4.2 - 5.5 lbs.)

XGT BL XPT



(+/-) Bit, Belt clip, Battery, Charger

## HP002G

Cordless Hammer Driver Drill

40V max

40Vmax XGT BL Brushless Cordless 13 mm (1/2") 65 N-m (580 in.lbs.) Hammer Driver Drill



Capacity	Masonry: 13 mm (1/2") / Steel: 13 mm (1/2") Wood (Self-feed bit): 38 mm (1-1/2") 1.5 - 13 mm (1/16 - 1/2")
Chuck capacity	1.5 - 13 mm (1/16 - 1/2")
Impacts per minute (IPM)	High: 0 - 33,000 / Low: 0 - 9,000
No load speed (RPM)	High: 0 - 2,200 / Low: 0 - 600
Max fastening torque	Hard: 64 N-m (570 in.lbs.) / Soft: 30 N-m (270 in.lbs.)
Max lock torque	65 N-m (580 in.lbs.)
Dimensions (L x W x H)	w/ BL4020 / BL4025: 174 x 86 x 265 mm (6-7/8 x 3-3/8 x 10-3/8") w/ BL4040: 174 x 86 x 272 mm (6-7/8 x 3-3/8 x 10-3/4") w/ BL4050F: 174 x 86 x 294 mm (6-7/8 x 3-3/8 x 11-5/8")
Net weight	2.0 - 2.6 kg (4.4 - 5.7 lbs.)

XGT BL XPT



Belt clip, (+/-) Bit, Battery, Charger

## DDF486

Cordless Driver Drill

18V

18V LXT BL Brushless Cordless 13 mm (1/2") 125 N-m (1,100 in.lbs.) Driver Drill



Capacity	Steel: 13 mm (1/2") Wood (Auger-Bit): 50 mm (2") Wood (Self-feed bit): 76 mm (3") Wood (Hole saw): 152 mm (6")
Chuck capacity	1.5 - 13 mm (1/16 - 1/2")
No load speed (RPM)	High: 0 - 2,100 / Low: 0 - 550
Max fastening torque	Hard: 130 N-m (1,150 in.lbs.) Soft: 65 N-m (580 in.lbs.)
Max lock torque	125 N-m (1,100 in.lbs.)
Dimensions (L x W x H)	w/ BL1815N / BL1820B: 178 x 81 x 248 mm (7 x 3-3/16 x 9-3/4") w/ BL1830B / BL1840B / BL1850B / BL1860B: 178 x 81 x 265 mm (7 x 3-3/16 x 10-3/8")
Net weight	2.3 - 2.6 kg (5.1 - 5.7 lbs.)

LXT BL XPT



Side handle, Belt clip, (+/-) Bit, Bit holder, Battery, Charger

## DHP486

Cordless Hammer Driver Drill

18V

18V LXT BL Brushless Cordless 13 mm (1/2") 125 N-m (1,100 in.lbs.) Hammer Driver Drill



Capacity	Masonry: 16 mm (5/8") Steel: 13 mm (1/2") Wood (Self-feed bit): 76 mm (3") 1.5 - 13 mm (1/16 - 1/2")
Chuck capacity	1.5 - 13 mm (1/16 - 1/2")
Impacts per minute (IPM)	High: 0 - 31,500 / Low: 0 - 8,250
No load speed (RPM)	High: 0 - 2,100 / Low: 0 - 550
Max fastening torque	Hard: 130 N-m (1,150 in.lbs.) Soft: 65 N-m (580 in.lbs.)
Max lock torque	125 N-m (1,100 in.lbs.)
Dimensions (L x W x H)	w/ BL1815N / BL1820B: 178 x 81 x 248 mm (7 x 3-3/16 x 9-3/4") w/ BL1830B / BL1840B / BL1850B / BL1860B: 178 x 81 x 265 mm (7 x 3-3/16 x 10-3/8")
Net weight	2.3 - 2.6 kg (5.1 - 6.0 lbs.)

LXT BL XPT



Depth gauge, Side handle, Belt clip, (+/-) Bit, Bit holder, Battery, Charger

## DDF489

Cordless Driver Drill

18V

18V LXT BL Cordless 13 mm (1/2") 80 N-m (700 in.lbs.) Driver Drill



Capacity	Steel: 13 mm (1/2") Wood (Auger-Bit): 38 mm (1-1/2") Wood (Self-feed bit): 51 mm (2") Wood (Hole saw): 51 mm (2")
Chuck capacity	1.5 - 13 mm (1/16 - 1/2")
No load speed (RPM)	High: 0 - 1,800 / Low: 0 - 550
Max fastening torque	Hard: 73 N-m (650 in.lbs.) Soft: 40 N-m (350 in.lbs.)
Max lock torque	80 N-m (700 in.lbs.)
Dimensions (L x W x H)	w/ BL1815N / BL1820B: 174 x 81 x 244 mm (6-7/8 x 3-3/16 x 9-5/8") w/ BL1830B / BL1840B / BL1850B / BL1860B: 174 x 81 x 261 mm (6-7/8 x 3-3/16 x 10-1/4")
Net weight	1.8 - 2.5 kg (4.0 - 5.5 lbs.)

LXT BL XPT



Belt clip, (+/-) Bit, Battery, Charger

## DHP489

Cordless Hammer Driver Drill

18V

18V LXT BL Cordless 13 mm (1/2") 80 N-m (700 in.lbs.) Hammer Driver Drill



Capacity	Masonry: 16 mm (5/8") Steel: 13 mm (1/2") Wood (Self-feed bit): 51 mm (2") 1.5 - 13 mm (1/16 - 1/2")
Chuck capacity	1.5 - 13 mm (1/16 - 1/2")
Impacts per minute (IPM)	High: 0 - 27,000 / Low: 0 - 8,250
No load speed (RPM)	High: 0 - 1,800 / Low: 0 - 550
Max fastening torque	Hard: 73 N-m (650 in.lbs.) Soft: 40 N-m (350 in.lbs.)
Max lock torque	80 N-m (700 in.lbs.)
Dimensions (L x W x H)	w/ BL1815N / BL1820B: 175 x 81 x 244 mm (6-7/8 x 3-3/16 x 9-5/8") w/ BL1830B / BL1840B / BL1850B / BL1860B: 175 x 81 x 261 mm (6-7/8 x 3-3/16 x 10-1/4")
Net weight	1.8 - 2.5 kg (4.0 - 5.5 lbs.)

LXT BL XPT



Belt clip, (+/-) Bit, Battery, Charger



# Screwing/Drilling

## DDF484 Cordless Driver Drill 18V

18V LXT BL Brushless Cordless 13 mm (1/2") 60 N-m (530 in.lbs.) Driver Drill



Capacity	Steel: 13 mm (1/2") Wood (Self-feed bit): 76 mm (3") Wood: 38 mm (1-1/2")
Chuck capacity	1.5 - 13 mm (1/16 - 1/2")
No load speed (RPM)	High: 0 - 2,000 Low: 0 - 500
Max fastening torque	Hard: 54 N-m (480 in.lbs.) Soft: 30 N-m (270 in.lbs.)
Max lock torque	60 N-m (530 in.lbs.)
Dimensions (L x W x H)	172 x 79 x 261 mm (6-3/4 x 3-1/8 x 10-1/4")
Net weight	1.5 - 1.8 kg (3.3 - 4 lbs.)

**LXT BL XPT**



(+)(-) Bit, Belt clip, Battery, Charger

## DHP484 Cordless Hammer Driver Drill 18V

18V LXT BL Brushless Cordless 13 mm (1/2") 60 N-m (530 in.lbs.) Hammer Driver Drill



Capacity	Masonry: 13 mm (1/2") Steel: 13 mm (1/2") Wood (Self-feed bit): 76 mm (3") Wood: 38 mm (1-1/2")
Chuck capacity	1.5 - 13 mm (1/16 - 1/2")
Impacts per minute (IPM)	High: 0 - 30,000 Low: 0 - 7,500
No load speed (RPM)	High: 0 - 2,000 Low: 0 - 500
Max fastening torque	Hard: 54 N-m (480 in.lbs.) Soft: 30 N-m (270 in.lbs.)
Max lock torque	60 N-m (530 in.lbs.)
Dimensions (L x W x H)	182 x 79 x 261 mm (7-1/8 x 3-1/8 x 10-1/4")
Net weight	1.6 - 1.9 kg (3.5 - 4.2 lbs.)

**LXT BL XPT**



Belt clip, (+)(-) Bit, Battery, Charger

## DDF485 Cordless Driver Drill 18V

18V LXT BL Brushless Cordless 13 mm (1/2") 50 N-m (440 in.lbs.) Driver Drill



Capacity	Steel: 13 mm (1/2") Wood (Self-feed bit): 76 mm (3") Wood: 38 mm (1-1/2")
Chuck capacity	1.5 - 13 mm (1/16 - 1/2")
No load speed (RPM)	High: 0 - 1,900 Low: 0 - 500
Max fastening torque	Hard: 50 N-m (440 in.lbs.) Soft: 27 N-m (240 in.lbs.)
Max lock torque	50 N-m (440 in.lbs.)
Dimensions (L x W x H)	w/ BL1815N / BL1820B: 169 x 79 x 237 mm (6-5/8 x 3-1/8 x 9-3/8") w/ BL1830B / BL1840B / BL1850B / BL1860B: 169 x 79 x 255 mm (7-1/8 x 3-1/8 x 10")
Net weight	1.4 - 1.7 kg (3.1 - 3.8 lbs.)

**LXT BL XPT**



Belt clip, (+)(-) Bit, Battery, Charger

## DHP485 Cordless Hammer Driver Drill 18V

18V LXT BL Brushless Cordless 13 mm (1/2") 50 N-m (440 in.lbs.) Hammer Driver Drill



Capacity	Masonry: 13 mm (1/2") / Steel: 13 mm (1/2") Wood: 38 mm (1-1/2") Wood (Self-feed bit): 76 mm (3")
Chuck capacity	1.5 - 13 mm (1/16 - 1/2")
Impacts per minute (IPM)	High: 0 - 28,500 / Low: 0 - 7,500
No load speed (RPM)	High: 0 - 1,900 / Low: 0 - 500
Max fastening torque	Hard: 50 N-m (440 in.lbs.) Soft: 27 N-m (240 in.lbs.)
Max lock torque	50 N-m (440 in.lbs.)
Dimensions (L x W x H)	w/ BL1815N / BL1820B: 182 x 79 x 237 mm (7-1/8 x 3-1/8 x 9-3/8") w/ BL1830B / BL1840B / BL1850B / BL1860B: 182 x 79 x 255 mm (7-1/8 x 3-1/8 x 10")
Net weight	1.5 - 1.8 kg (3.2 - 3.9 lbs.)

**LXT BL XPT**



Belt clip, (+)(-) Bit, Battery, Charger

## DDF487 Cordless Driver Drill 18V

18V LXT BL Brushless Cordless 13 mm (1/2") 40 N-m (350 in.lbs.) Driver Drill



Capacity	Steel: 13 mm (1/2") Wood (Self-feed bit): 35 mm (1-3/8") Wood (Hole saw): 51 mm (2") Wood: 36 mm (1-7/16")
Chuck capacity	1.5 - 13 mm (1/16 - 1/2")
No load speed (RPM)	High: 0 - 1,700 / Low: 0 - 500
Max fastening torque	Hard: 40 N-m (350 in.lbs.) Soft: 25 N-m (220 in.lbs.)
Max lock torque	40 N-m (350 in.lbs.)
Dimensions (L x W x H)	w/ BL1815N / BL1820B: 150 x 81 x 232 mm (5-7/8 x 3-3/16 x 9-1/8") w/ BL1830B / BL1840B / BL1850B / BL1860B: 150 x 81 x 248 mm (5-7/8 x 3-3/16 x 9-3/4")
Net weight	1.3 - 1.6 kg (2.9 - 3.5 lbs.)

**LXT BL XPT**



Belt clip, (+)(-) Bit, Battery, Charger

## DHP487 Cordless Hammer Driver Drill 18V

18V LXT BL Brushless Cordless 13 mm (1/2") 40 N-m (350 in.lbs.) Hammer Driver Drill



Capacity	Masonry: 13 mm (1/2") Steel: 13 mm (1/2") Wood (Self-feed bit): 35 mm (1-3/8")
Chuck capacity	1.5 - 13 mm (1/16 - 1/2")
Impacts per minute (IPM)	High: 0 - 25,500 / Low: 0 - 7,500
No load speed (RPM)	High: 0 - 1,700 / Low: 0 - 500
Max fastening torque	Hard: 40 N-m (350 in.lbs.) Soft: 25 N-m (220 in.lbs.)
Max lock torque	40 N-m (350 in.lbs.)
Dimensions (L x W x H)	w/ BL1815N / BL1820B: 164 x 81 x 232 mm (6-1/2 x 3-3/16 x 9-1/8") w/ BL1830B / BL1840B / BL1850B / BL1860B: 164 x 81 x 248 mm (6-1/2 x 3-3/16 x 9-3/4")
Net weight	1.4 - 1.7 kg (3.1 - 3.7 lbs.)

**LXT BL XPT**



Belt clip, (+)(-) Bit, Battery, Charger

## DDF458 Cordless Driver Drill 18V

18V LXT Li-Ion Cordless 13 mm (1/2") 84 N-m (750 in.lbs.) Driver Drill



Capacity	Steel: 13 mm (1/2") Wood (Self-feed bit): 92 mm (3-5/8") Wood: 76 mm (3")
Chuck capacity	1.5 - 13 mm (1/16 - 1/2")
No load speed (RPM)	High: 0 - 2,000 Low: 0 - 400
Max fastening torque	Hard: 91 N-m (810 in.lbs.) Soft: 58 N-m (520 in.lbs.)
Max lock torque	84 N-m (750 in.lbs.)
Dimensions (L x W x H)	225 x 79 x 259 mm (8-7/8 x 3-1/8 x 10-1/4")
Net weight	2.1 - 2.5 kg (4.7 - 5.4 lbs.)

**LXT XPT**



Charger, Battery, (+)(-) Bit, Side grip

## DHP458 Cordless Hammer Driver Drill 18V

18V LXT Li-Ion Cordless 13 mm (1/2") 84 N-m (750 in.lbs.) Hammer Driver Drill



Capacity	Masonry: 16 mm (5/8") Steel: 13 mm (1/2") Wood: 76 mm (3") Wood (Self-feed bit): 92 mm (3-5/8")
Chuck capacity	1.5 - 13 mm (1/16 - 1/2")
Impacts per minute (IPM)	High: 0 - 30,000 / Low: 0 - 6,000
No load speed (RPM)	High: 0 - 2,000 / Low: 0 - 400
Max fastening torque	Hard: 91 N-m (810 in.lbs.) Soft: 58 N-m (520 in.lbs.)
Max lock torque	84 N-m (750 in.lbs.)
Dimensions (L x W x H)	225 x 79 x 259 mm (8-7/8 x 3-1/8 x 10-1/4")
Net weight	2.2 - 2.6 kg (4.9 - 5.7 lbs.)

**LXT XPT**



Charger, Battery, (+)(-) Bit, Side grip, Depth rod

## Screwing/Drilling

## DDF451

Cordless Driver Drill

18V

18V LXT Li-Ion Cordless 13 mm (1/2") 3-Speed 63 N-m (560 in.lbs.) Driver Drill



Capacity	Steel: 13 mm (1/2") Wood (Self-feed bit): 92 mm (3-5/8") Wood: 65 mm (2-9/16")
Chuck capacity	1.5 - 13 mm (1/16 - 1/2")
No load speed (RPM)	3rd: 0 - 1,700 2nd: 0 - 600 1st: 0 - 300
Max fastening torque	Hard: 80 N-m (708 in.lbs.) Soft: 40 N-m (354 in.lbs.)
Max lock torque	63 N-m (560 in.lbs.)
Dimensions (L x W x H)	238 x 78 x 257 mm (9-3/8 x 3-1/16 x 10-1/8")
Net weight	2.3 - 2.6 kg (5 - 5.7 lbs.)

LXT



Charger, Battery, (+)(-) Bit, Side grip

## DHP451

Cordless Hammer Driver Drill

18V

18V LXT Li-Ion Cordless 13 mm (1/2") 3-Speed 63 N-m (560 in.lbs.) Hammer Driver Drill



Capacity	Masonry: 16 mm (5/8") Steel: 13 mm (1/2") Wood (Self-feed bit): 65 mm (2-9/16")
Chuck capacity	1.5 - 13 mm (1/16 - 1/2")
Impacts per minute (IPM)	3rd: 0 - 25,500 / 2nd: 0 - 9,000 / 1st: 0 - 4,500
No load speed (RPM)	3rd: 0 - 1,700 / 2nd: 0 - 600 / 1st: 0 - 300
Max fastening torque	Hard: 80 N-m (708 in.lbs.) Soft: 40 N-m (354 in.lbs.)
Max lock torque	63 N-m (560 in.lbs.)
Dimensions (L x W x H)	250 x 78 x 257 mm (9-7/8 x 3-1/16 x 10-1/8")
Net weight	2.5 - 2.9 kg (5.6 - 6.3 lbs.)

LXT



Charger, Battery, (+)(-) Bit, Side grip, Depth rod

## DDF482

Cordless Driver Drill

18V

18V LXT Li-Ion Cordless 13 mm (1/2") 54 N-m (480 in.lbs.) Driver Drill



Capacity	Steel: 13 mm (1/2") Wood (Self-feed bit): 60 mm (2-3/8") Wood: 38 mm (1-1/2")
Chuck capacity	1.5 - 13 mm (1/16 - 1/2")
No load speed (RPM)	High: 0 - 1,900 Low: 0 - 600
Max fastening torque	Hard: 62 N-m (550 in.lbs.) Soft: 36 N-m (320 in.lbs.)
Max lock torque	54 N-m (480 in.lbs.)
Dimensions (L x W x H)	185 x 79 x 249 mm (7-1/4 x 3-1/8 x 9-3/4")
Net weight	1.5 - 1.8 kg (3.2 - 4 lbs.)

LXT XPT



Belt clip, (+)(-) Bit, Battery, Charger

## DHP482

Cordless Hammer Driver Drill

18V

18V LXT Li-Ion Cordless 13 mm (1/2") 54 N-m (480 in.lbs.) Hammer Driver Drill



Capacity	Masonry: 13 mm (1/2") Steel: 13 mm (1/2") Wood (Self-feed bit): 60 mm (2-3/8")
Chuck capacity	1.5 - 13 mm (1/16 - 1/2")
Impacts per minute (IPM)	High: 0 - 28,500 / Low: 0 - 9,000
No load speed (RPM)	High: 0 - 1,900 / Low: 0 - 600
Max fastening torque	Hard: 62 N-m (550 in.lbs.) Soft: 36 N-m (320 in.lbs.)
Max lock torque	54 N-m (480 in.lbs.)
Dimensions (L x W x H)	198 x 79 x 249 mm (7-3/4 x 3-1/8 x 9-3/4")
Net weight	1.5 - 1.8 kg (3.4 - 4.1 lbs.)

LXT XPT



Belt clip, (+)(-) Bit, Battery, Charger

## DDF453

Cordless Driver Drill

18V

18V LXT Li-Ion Cordless 13 mm (1/2") 38 N-m (340 in.lbs.) Driver Drill



Capacity	Steel: 13 mm (1/2") Wood (Self-feed bit): 72 mm (2-13/16") Wood: 36 mm (1-7/16")
Chuck capacity	1.5 - 13 mm (1/16 - 1/2")
No load speed (RPM)	High: 0 - 1,300 Low: 0 - 400
Max fastening torque	Hard: 42 N-m (372 in.lbs.) Soft: 27 N-m (239 in.lbs.)
Max lock torque	38 N-m (340 in.lbs.)
Dimensions (L x W x H)	222 x 79 x 244 mm (8-3/4 x 3-1/8 x 9-5/8")
Net weight	1.7 - 2 kg (3.7 - 4.4 lbs.)

LXT



Charger, Battery, (+)(-) Bit

## DHP453

Cordless Hammer Driver Drill

18V

18V LXT Li-Ion Cordless 13 mm (1/2") 38 N-m (340 in.lbs.) Hammer Driver Drill



Capacity	Masonry: 13 mm (1/2") Steel: 13 mm (1/2") Wood (Self-feed bit): 72 mm (2-13/16")
Chuck capacity	1.5 - 13 mm (1/16 - 1/2")
Impacts per minute (IPM)	High: 0 - 19,500 / Low: 0 - 6,000
No load speed (RPM)	High: 0 - 1,300 / Low: 0 - 400
Max fastening torque	Hard: 42 N-m (372 in.lbs.) Soft: 27 N-m (239 in.lbs.)
Max lock torque	38 N-m (340 in.lbs.)
Dimensions (L x W x H)	240 x 79 x 244 mm (9-7/16 x 3-1/8 x 9-5/8")
Net weight	1.7 - 2 kg (3.6 - 4.4 lbs.)

LXT



Charger, Battery, (+)(-) Bit

## DDF083

Cordless Driver Drill

18V

18V LXT BL Brushless Cordless 6.35 mm (1/4") Hex 40 N-m (350 in.lbs.) Driver Drill



Capacity	Steel: 13 mm (1/2") Wood (Self-feed bit): 72 mm (2-13/16") Wood: 36 mm (1-7/16")
Chuck capacity	6.35 mm (1/4")
No load speed (RPM)	High: 0 - 1,700 Low: 0 - 500
Max fastening torque	Hard: 40 N-m (350 in.lbs.) Soft: 23 N-m (210 in.lbs.)
Max lock torque	40 N-m (350 in.lbs.)
Dimensions (L x W x H)	124 x 79 x 247 mm (4-7/8 x 3-1/8 x 9-3/4")
Net weight	1.1 - 1.4 kg (2.4 - 3 lbs.)

LXT BL XPT



Belt clip, Phillips bit, Battery, Charger

## DF032D

Cordless Driver Drill

12V max

12Vmax CXT BL Brushless Cordless 6.35 mm (1/4") Hex 32 N-m (280 in.lbs.) Driver Drill



Capacity	Steel: 10 mm (3/8") Wood (Self-feed bit): 56 mm (2-3/16") Wood: 28 mm (1-1/8")
Chuck capacity	6.35 mm (1/4")
No load speed (RPM)	High: 0 - 1,500 Low: 0 - 450
Max fastening torque	Hard: 35 N-m (310 in.lbs.) Soft: 21 N-m (190 in.lbs.)
Max lock torque	32 N-m (280 in.lbs.)
Dimensions (L x W x H)	124 x 66 x 217 mm (4-7/8 x 2-5/8 x 8-1/2")
Net weight	0.88 - 1 kg (1.9 - 2.3 lbs.)

CXT BL XPT



Phillips bit, Belt clip, Battery, Charger

# Screwing/Drilling

## DF332D

Cordless Driver Drill

12V max

12Vmax CXT BL Brushless Cordless 10 mm (3/8") 32 N-m (280 in.lbs.) Driver Drill



Capacity	Steel: 10 mm (3/8") Wood (Self-feed bit): 56 mm (2-3/16") Wood: 28 mm (1-1/8")
Chuck capacity	0.8 - 10 mm (1/32 - 3/8")
No load speed (RPM)	High: 0 - 1,500 Low: 0 - 450
Max fastening torque	Hard: 35 N-m (310 in.lbs.) Soft: 21 N-m (190 in.lbs.)
Max lock torque	32 N-m (280 in.lbs.)
Dimensions (L x W x H)	154 x 66 x 217 mm (6-1/16 x 2-5/8 x 8-1/2")
Net weight	1 - 1.2 kg (2.3 - 2.6 lbs.)

**CXT** BL XPT



Phillips bit, Belt clip, Battery, Charger

## HP332D

Cordless Hammer Driver Drill

12V max

12V max CXT BL Brushless Cordless 10 mm (3/8") 32 N-m (280 in.lbs.) Hammer Driver Drill



Capacity	Masonry: 8 mm (5/16") Steel: 10 mm (3/8") Wood (Self-feed bit): 56 mm (2-3/16")
Chuck capacity	0.8 - 10 mm (1/32 - 3/8")
Impacts per minute (IPM)	High: 0 - 22,500 Low: 0 - 6,750
No load speed (RPM)	High: 0 - 1,500 Low: 0 - 450
Max fastening torque	Hard: 35 N-m (310 in.lbs.) Soft: 21 N-m (190 in.lbs.)
Max lock torque	32 N-m (280 in.lbs.)
Dimensions (L x W x H)	168 x 66 x 217 mm (6-5/8 x 2-5/8 x 8-1/2")
Net weight	1.1 - 1.3 kg (2.4 - 2.8 lbs.)

**CXT** BL XPT



Phillips bit, Belt clip, Battery, Charger

## DF333D

Cordless Driver Drill

12V max

12Vmax CXT Li-Ion Cordless 10 mm (3/8") 28 N-m (250 in.lbs.) Driver Drill



Capacity	Steel: 10 mm (3/8") Wood (Self-feed bit): 42 mm (1-5/8") Wood: 21 mm (13/16")
Chuck capacity	0.8 - 10 mm (1/32 - 3/8")
No load speed (RPM)	High: 0 - 1,700 / Low: 0 - 450
Max fastening torque	Hard: 30 N-m (270 in.lbs.) Soft: 14 N-m (130 in.lbs.)
Max lock torque	28 N-m (250 in.lbs.)
Dimensions (L x W x H)	w/ BL1016/BL1021B: 179 x 66 x 212 mm (7 x 2-5/8 x 8-3/8") w/ BL1041B: 179 x 66 x 229 mm (7 x 2-5/8 x 9")
Net weight	1.1 - 1.2 kg (2.4 - 2.7 lbs.)

**CXT**



Phillips bit, Belt clip, Battery, Charger

## HP333D

Cordless Hammer Driver Drill

12V max

12Vmax CXT Li-Ion Cordless 10 mm (3/8") 28 N-m (250 in.lbs.) Hammer Driver Drill



Capacity	Masonry: 8 mm (5/16") Steel: 10 mm (3/8") Wood (Self-feed bit): 42 mm (1-5/8")
Chuck capacity	0.8 - 10 mm (1/32 - 3/8")
Impacts per minute (IPM)	High: 0 - 25,500 / Low: 0 - 6,750
No load speed (RPM)	High: 0 - 1,700 / Low: 0 - 450
Max fastening torque	Hard: 30 N-m (270 in.lbs.) / Soft: 14 N-m (130 in.lbs.)
Max lock torque	28 N-m (250 in.lbs.)
Dimensions (L x W x H)	w/ BL1016/BL1021B: 193 x 66 x 212 mm (7-5/8 x 2-5/8 x 8-3/8") w/ BL1041B: 193 x 66 x 229 mm (7-5/8 x 2-5/8 x 9")
Net weight	1.1 - 1.3 kg (2.4 - 2.9 lbs.)

**CXT**



Phillips bit, Belt clip, Battery, Charger

## DF033D

Cordless Driver Drill

12V max

12Vmax CXT Li-Ion Cordless 6.35 mm (1/4") Hex 28 N-m (250 in.lbs.) Driver Drill



Capacity	Steel: 10 mm (3/8") Wood (Self-feed bit): 42 mm (1-5/8") Wood: 21 mm (13/16")
Chuck capacity	6.35 mm (1/4")
No load speed (RPM)	High: 0 - 1,700 / Low: 0 - 450
Max fastening torque	Hard: 30 N-m (270 in.lbs.) Soft: 14 N-m (130 in.lbs.)
Max lock torque	28 N-m (250 in.lbs.)
Dimensions (L x W x H)	w/ BL1016/BL1021B: 149 x 66 x 212 mm (5-7/8 x 2-5/8 x 8-3/8") w/ BL1041B: 149 x 66 x 229 mm (5-7/8 x 2-5/8 x 9")
Net weight	0.9 - 1.1 kg (2.1 - 2.4 lbs.)

**CXT**



Phillips bit, Belt clip, Battery, Charger

## DF030D

Cordless Driver Drill

10.8V

10.8V (12V max) Li-Ion Cordless 6.35 mm (1/4") Hex 22 N-m (200 in.lbs.) Driver Drill



Capacity	Steel: 10 mm (3/8") Wood (Self-feed bit): 42 mm (1-5/8") Wood: 21 mm (13/16")
Chuck capacity	6.35 mm (1/4")
No load speed (RPM)	High: 0 - 1,300 Low: 0 - 350
Max fastening torque	Hard: 24 N-m (210 in.lbs.) Soft: 14 N-m (120 in.lbs.)
Max lock torque	22 N-m (200 in.lbs.)
Dimensions (L x W x H)	157 x 53 x 183 mm (6-3/16 x 2-1/16 x 7-1/4")
Net weight	0.89 kg (2 lbs.)



Charger, Battery, Phillips bit, Holster

## DF330D

Cordless Driver Drill

10.8V

10.8V (12V max) Li-Ion Cordless 10 mm (3/8") 22 N-m (200 in.lbs.) Driver Drill



Capacity	Steel: 10 mm (3/8") Wood (Self-feed bit): 42 mm (1-5/8") Wood: 21 mm (13/16")
Chuck capacity	0.8 - 10 mm (1/32 - 3/8")
No load speed (RPM)	High: 0 - 1,300 Low: 0 - 350
Max fastening torque	Hard: 24 N-m (210 in.lbs.) Soft: 14 N-m (120 in.lbs.)
Max lock torque	22 N-m (200 in.lbs.)
Dimensions (L x W x H)	189 x 53 x 183 mm (7-7/16 x 2-1/16 x 7-1/4")
Net weight	1 kg (2.2 lbs.)



Charger, Battery, Phillips bit, Holster

## HP330D

Cordless Hammer Driver Drill

10.8V

10.8V (12V max) Li-Ion Cordless 10 mm (3/8") 22 N-m (200 in.lbs.) Hammer Driver Drill



Capacity	Masonry: 8 mm (5/16") Steel: 10 mm (3/8") Wood (Self-feed bit): 42 mm (1-5/8")
Chuck capacity	0.8 - 10 mm (1/32 - 3/8")
Impacts per minute (IPM)	High: 0 - 22,500 Low: 0 - 6,000
No load speed (RPM)	High: 0 - 1,500 Low: 0 - 400
Max fastening torque	Hard: 24 N-m (210 in.lbs.) Soft: 12 N-m (110 in.lbs.)
Max lock torque	22 N-m (200 in.lbs.)
Dimensions (L x W x H)	201 x 53 x 183 mm (7-7/8 x 2-1/16 x 7-1/4")
Net weight	1.1 kg (2.3 lbs.)



Charger, Battery, Phillips bit, Holster

## Screwing/Drilling

## DF012D

Cordless Driver Drill

7.2V

7.2V Li-Ion Cordless Two-Position 5 mm (3/16") 8 N-m (71 in.lbs.) Driver Drill



Capacity	Steel: 5 mm (3/16") Wood (Self-feed bit): 12 mm (15/32") Wood: 6 mm (1/4")
Chuck capacity	6.35 mm (1/4")
No load speed (RPM)	High: 650 Low: 200
Max fastening torque	Hard: 5.6 N-m (50 in.lbs.) Soft: 3.6 N-m (32 in.lbs.)
Max lock torque	8.0 N-m (71 in.lbs.)
Dimensions (L x W x H)	Pistol Style: 218 x 44 x 142 mm (8-5/8 x 1-3/4 x 5-5/8")
Dimensions (L x W)	Straight style: 273 x 44 mm (10-3/4 x 1-3/4")
Net weight	0.53 kg (1.2 lbs.)



Phillips bit, Battery, Charger

## DF001D

In-Line Cordless Screwdriver

3.6V

3.6V Li-Ion In-Line Cordless 6.0 N-m (53 in.lbs.) Screwdriver, Built-In Battery



Fastening capacities	Wood screw: Dia. 3.8 x 32 mm (1/8 x 1-1/4")
No load speed (RPM)	220
Max fastening torque	Hard / Soft: 4.0 / 3.0 N-m (35 / 27 in.lbs.)
Max lock torque	6.0 N-m (53 in.lbs.)
Dimensions (L x W x H)	Straight style: 287 x 47 x 51 mm (11-1/4 x 1-7/8 x 2") Pistol style: 205 x 47 x 51 mm (8-1/8 x 1-7/8 x 2")
Net weight	0.36 kg (0.79 lbs.)



Bit set (81 pcs), AC adaptor, USB cable

## DF488D

Cordless Driver Drill

18V

18V Li-Ion Cordless 13 mm (1/2") 38 N-m (340 in.lbs.) Driver Drill, G-Battery



Capacity	Steel: 13 mm (1/2") Wood: 36 mm (1-7/16")
Chuck capacity	1.5 - 13 mm (1/16 - 1/2")
No load speed (RPM)	High: 0 - 1,400 Low: 0 - 400
Max fastening torque	Hard: 42 N-m (370 in.lbs.) Soft: 24 N-m (210 in.lbs.)
Max lock torque	38 N-m (340 in.lbs.)
Dimensions (L x W x H)	w/ BL1815G: 221 x 83 x 240 mm (8-3/4 x 3-1/4 x 9-1/2")
Net weight	1.7 kg (3.7 lbs.)



(+/-) Bit, Battery, Charger

## HP488D

Cordless Hammer Driver Drill

18V

18V Li-Ion Cordless 13 mm (1/2") 38 N-m (340 in.lbs.) Hammer Driver Drill, G-Battery



Capacity	Masonry: 13 mm (1/2") Steel: 13 mm (1/2")
Chuck capacity	1.5 - 13 mm (1/16 - 1/2")
Impacts per minute (IPM)	High: 0 - 21,000 Low: 0 - 6,000
No load speed (RPM)	High: 0 - 1,400 Low: 0 - 400
Max fastening torque	Hard: 42 N-m (370 in.lbs.) Soft: 24 N-m (210 in.lbs.)
Max lock torque	38 N-m (340 in.lbs.)
Dimensions (L x W x H)	w/ BL1815G: 239 x 83 x 240 mm (9-3/8 x 3-1/4 x 9-1/2")
Net weight	1.8 kg (4.0 lbs.)



(+/-) Bit, Battery, Charger

## DF347D

Cordless Driver Drill

14.4V

14.4V Li-Ion Cordless 10 mm (3/8") 23 N-m (200 in.lbs.) Driver Drill, G-Battery



Capacity	Steel: 10 mm (3/8") Wood (Self-feed bit): 50 mm (2") Wood: 25 mm (1")
Chuck capacity	0.8 - 10 mm (1/32 - 3/8")
No load speed (RPM)	High: 0 - 1,400 Low: 0 - 400
Max fastening torque	Hard: 30 N-m (270 in.lbs.) Soft: 15 N-m (130 in.lbs.)
Max lock torque	23 N-m (200 in.lbs.)
Dimensions (L x W x H)	198 x 83 x 235 mm (7-3/4 x 3-1/4 x 9-1/4")
Net weight	1.4 kg (3.2 lbs.)



Charger, Battery, (+/-) Bit

## HP347D

Cordless Hammer Driver Drill

14.4V

14.4V Li-Ion Cordless 10 mm (3/8") 23 N-m (200 in.lbs.) Hammer Driver Drill, G-Battery



Capacity	Masonry: 10 mm (3/8") Steel: 10 mm (3/8") Wood (Self-feed bit): 50 mm (2")
Chuck capacity	0.8 - 10 mm (1/32 - 3/8")
Impacts per minute (IPM)	High: 0 - 21,000 Low: 0 - 6,000
No load speed (RPM)	High: 0 - 1,400 Low: 0 - 400
Max fastening torque	Hard: 30 N-m (270 in.lbs.) Soft: 15 N-m (130 in.lbs.)
Max lock torque	23 N-m (200 in.lbs.)
Dimensions (L x W x H)	216 x 83 x 235 mm (8-1/2 x 3-1/4 x 9-1/4")
Net weight	1.4 kg (3.1 lbs.)



Charger, Battery, (+/-) Bit

## DF0300

Driver Drill

10 mm (3/8") 320 W Driver Drill with Keyless Chuck



Continuous rating Input	320W
Capacity	Steel: 10 mm (3/8") Wood: 28 mm (1-1/8")
Chuck capacity	1.0 - 10 mm (1/32 - 3/8")
No load speed (RPM)	High: 0 - 1,500 Low: 0 - 450
Max fastening torque	Hard / Soft: 56.0 / 21.0 N-m (500 / 190 in.lbs.)
Max lock torque	42.0 N-m (370 in.lbs.)
Dimensions (L x W x H)	220 x 67 x 206 mm (8-5/8 x 2-5/8 x 8-1/8")
Net weight	1.2 kg (2.7 lbs.)



Bit

## HP0300

Hammer Driver Drill

10 mm (3/8") 320 W Hammer Driver Drill with Keyless Chuck



Continuous rating Input	320W
Capacity	Concrete: 8 mm (5/16") Steel: 10 mm (3/8") Wood: 28 mm (1-1/8")
Chuck capacity	1.0 - 10 mm (1/32 - 3/8")
Blows per minute (BPM)	High: 0 - 22,500 Low: 0 - 6,750
No load speed (RPM)	High: 0 - 1,500 Low: 0 - 450
Max fastening torque	Hard / Soft: 56.0 / 21.0 N-m (500 / 190 in.lbs.)
Max lock torque	42.0 N-m (370 in.lbs.)
Dimensions (L x W x H)	235 x 67 x 206 mm (9-1/4 x 2-5/8 x 8-1/8")
Net weight	1.3 kg (2.8 lbs.)



Bit

High

Low

## XGT

**40V max** **BL MOTOR** **220 N-m**

**TD001G TD002G**

**XGT XPT**

**4 stage** + **6 Assist**

power selection mode (Wood/3 Bolt/2 Teks)

**40V max** **BL MOTOR** **210 N-m**

**TD003G**

**XGT XPT**

**4 stage** + **1 Assist**

power selection mode (1 Teks)

## LXT

**18V** **BL MOTOR** **180 N-m**

**DTD172**

**LXT XPT**

**4 stage** + **4 Assist**

power selection mode (Wood/Bolt/2 Teks)

**18V** **BL MOTOR** **175 N-m**

**DTD154**

**LXT XPT**

**3 stage** + **Teks**

power selection mode

**18V** **BL MOTOR** **170 N-m**

**DTD153**

**LXT XPT**

**18V** **165 N-m**

**DTD152**

**LXT XPT**

**Brushed Motor**

**18V** **155 N-m**

**DTD156**

**LXT**

**Brushed Motor**

**18V** **BL MOTOR** **140 N-m**

**DTD157**

**LXT XPT**

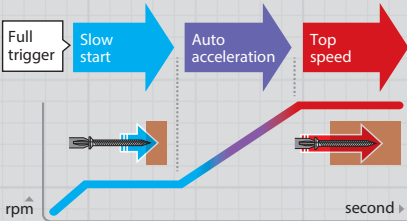
**2 stage** + **Assist**

power selection mode



### Assist mode

helps to eliminate "screw cam-out" and "cross threading" by driving at low speed until the start of tightening.



### Teks mode

"Teks" mode is a special mode optimum for fast tightening of self drilling screws without damaging the screw and the workpiece.

Max Fastening Torque (N-m)

## Cordless Oil-Pulse Driver

**18V** **40 N-m**

**DTS141**

**LXT BL XPT**

**3 stage** + **Teks**

power selection mode



Low Noise 77dB

Suitable for noise sensitive job site

## Cordless 4 Mode Impact Driver

**18V** **150 N-m**

**DTP141**

**LXT BL**

**3 stage** + **Teks**

power selection mode



### 4 Operation modes

- Impact driver
- Hammer drill
- Drill
- Screwdriver

## Screwing/Drilling

## TD002G

Cordless Impact Driver

40V max

## 40Vmax XGT BL Brushless Cordless Wood/Bolt/T-Mode 220 N-m (1,950 in.lbs.) Impact Driver



Capacity	Machine screw: M4 - M8 (5/32 - 5/16") Standard bolt: M5 - M16 (3/16 - 5/8") High strength bolt: M5 - M14 (3/16 - 9/16") / Steel: 22 mm (7/8")
Hex shank	6.35 mm (1/4")
No load speed (RPM)	Max / Hard / Med. / Soft / Wood / Bolt (1) / Bolt (2) / Bolt (3) / T (1) / T (2) mode: 0 - 3,700 / 0 - 3,200 / 0 - 2,100 / 0 - 1,100 / 0 - 1,800 / 0 - 2,700 / 0 - 3,700 / 0 - 2,900 / 0 - 3,700
Impacts per minute (IPM)	Max / Hard / Med. / Soft / Wood / Bolt (2) / Bolt (3) / T (2) mode: 0 - 4,600 / 0 - 3,600 / 0 - 2,600 / 0 - 1,400 / 0 - 4,600 / 0 - 4,600 / 0 - 4,600 / 0 - 2,600
Fastening torque	Hard / Med. / Soft: 170 / 50 / 20 N·m (1,510 / 440 / 180 in.lbs.)
Max fastening torque	220 N·m (1,950 in.lbs.)
Dimensions (L x W x H)	w/ BL4020 / BL4025: 119 x 86 x 247 mm (4-11/16 x 3-3/8 x 9-3/4") w/ BL4040: 119 x 86 x 252 mm (4-11/16 x 3-3/8 x 9-7/8") w/ BL4050F: 119 x 86 x 278 mm (4-11/16 x 3-3/8 x 11") w/ BL4080F: 119 x 86 x 297 mm (4-11/16 x 3-3/8 x 11-3/4")
Net weight	1.7 - 2.9 kg (3.7 - 6.4 lbs.)

XGT BL MOTOR XPT



Belt clip, Hand strap (country-specific), Battery, Charger

## TD001G

Cordless Impact Driver

40V max

## 40Vmax XGT BL Brushless Cordless Wood/Bolt/T-Mode 220 N-m (1,950 in.lbs.) Impact Driver



Capacity	Machine screw: M4 - M8 (5/32 - 5/16") Standard bolt: M5 - M16 (3/16 - 5/8") High strength bolt: M5 - M14 (3/16 - 9/16") / Steel: 22 mm (7/8")
Hex shank	6.35 mm (1/4")
No load speed (RPM)	Max / Hard / Med. / Soft / Wood / Bolt (1) / Bolt (2) / Bolt (3) / T (1) / T (2) mode: 0 - 3,700 / 3,200 / 2,100 / 1,100 / 1,800 / 2,500 / 3,700 / 3,700 / 2,400 / 3,700
Impacts per minute (IPM)	Max / Hard / Med. / Soft / Wood / Bolt (2) / Bolt (3) / T (2) mode: 0 - 4,400 / 3,600 / 2,600 / 1,100 / 4,400 / 4,400 / 4,400 / 2,600
Fastening torque	Hard / Med. / Soft: 170 / 50 / 20 N·m (1,510 / 440 / 180 in.lbs.)
Max fastening torque	220 N·m (1,950 in.lbs.)
Dimensions (L x W x H)	w/ BL4020 / BL4025: 120 x 86 x 245 mm (4-3/4 x 3-3/8 x 9-5/8") w/ BL4040: 120 x 86 x 250 mm (4-3/4 x 3-3/8 x 9-7/8")
Net weight	1.7 - 2.0 kg (3.7 - 4.4 lbs.)

XGT BL MOTOR XPT



Belt clip, Hand strap (country-specific), Battery, Charger

## TD003G

Cordless Impact Driver

40V max

## 40Vmax XGT BL Cordless T-Mode 210 N-m (1,860 in.lbs.) Impact Driver



Capacity	Machine screw: M4 - M8 (5/32 - 5/16") Standard bolt: M5 - M16 (3/16 - 5/8") High strength bolt: M5 - M14 (3/16 - 9/16") / Steel: 22 mm (7/8")
No load speed (RPM)	Max / Hard / Med. / Soft / T mode: 0 - 3,700 / 0 - 3,200 / 0 - 2,100 / 0 - 1,100 / 0 - 2,400
Impacts per minute (IPM)	Max / Hard / Med. / Soft / T mode: 0 - 4,100 / 0 - 3,600 / 0 - 2,600 / 0 - 1,400 / N/A
Fastening torque	Hard / Med. / Soft: 170 / 50 / 20 N·m (1,510 / 440 / 180 in.lbs.)
Max fastening torque	210 N·m (1,860 in.lbs.)
Dimensions (L x W x H)	w/ BL4020 / BL4025: 121 x 86 x 245 mm (4-3/4 x 3-3/8 x 9-5/8") w/ BL4040: 121 x 86 x 252 mm (4-3/4 x 3-3/8 x 9-7/8") w/ BL4050F: 121 x 86 x 274 mm (4-3/4 x 3-3/8 x 10-3/4") w/ BL4080F: 121 x 86 x 293 mm (4-3/4 x 3-3/8 x 11-1/2")
Net weight	1.7 - 2.9 kg (3.7 - 6.4 lbs.)

XGT BL MOTOR XPT



Belt clip, Hand strap (country-specific), Battery, Charger

## DTD172

Cordless Impact Driver

18V

## 18V LXT BL Cordless Wood/Bolt/T-Mode 180 N-m (1,590 in.lbs.) Impact Driver



Capacity	Machine screw: M4 - M8 (5/32 - 5/16") Standard bolt: M5 - M16 (3/16 - 5/8") High strength bolt: M5 - M14 (3/16 - 9/16") / Steel: 22 mm (7/8")
No load speed (RPM)	Max / Hard / Med. / Soft / Wood / Bolt / T (1) / T (2) mode: 0 - 3,600 / 3,200 / 2,100 / 1,100 / 1,800 / 3,600 / 2,900 / 3,600
Impacts per minute (IPM)	Max / Hard / Med. / Soft / Wood / Bolt / T (2) mode: 0 - 3,800 / 3,600 / 2,600 / 1,100 / 3,800 / 3,800 / 2,600
Fastening torque	Hard / Med. / Soft: 170 / 50 / 20 N·m (1,510 / 440 / 180 in.lbs.)
Max fastening torque	180 N·m (1,590 in.lbs.)
Dimensions (L x W x H)	w/ BL1815N / BL1820B: 114 x 81 x 218 mm (4-1/2 x 3-1/16 x 8-5/8") w/ BL1830B / BL1840B / BL1850B / BL1860B: 114 x 81 x 236 mm (4-1/2 x 3-1/16 x 9-1/4")
Net weight	1.2 - 1.5 kg (2.6 - 3.3 lbs.)

LXT BL MOTOR XPT



Belt clip, Battery, Charger

## DTD154

Cordless Impact Driver

18V

## 18V LXT BL Brushless Cordless T-Mode 3-Speed 175 N-m (1,550 in.lbs.) Impact Driver



Capacity	Machine screw: M4 - M8 (5/32 - 5/16") Standard bolt: M5 - M16 (3/16 - 5/8") High strength bolt: M5 - M14 (3/16 - 9/16") Steel: 22 mm (7/8")
Hex shank	6.35 mm (1/4")
No load speed (RPM)	Hard / Med. / Soft: 0 - 3,600 / 0 - 2,100 / 0 - 1,100
Impacts per minute (IPM)	Hard / Med. / Soft: 0 - 3,800 / 0 - 2,600 / 0 - 1,100
Max fastening torque	175 N·m (1,550 in.lbs.)
Dimensions (L x W x H)	117 x 79 x 236 mm (4-5/8 x 3-1/8 x 9-1/4")
Net weight	1.3 - 1.6 kg (2.7 - 3.4 lbs.)

LXT BL MOTOR XPT



Belt clip, Battery, Charger

## DTD153

Cordless Impact Driver

18V

## 18V LXT BL Brushless Cordless 170 N-m (1,500 in.lbs.) Impact Driver



Capacity	Machine screw: M4 - M8 (5/32 - 5/16") Standard bolt: M5 - M16 (3/16 - 5/8") High strength bolt: M5 - M14 (3/16 - 9/16") Steel: 22 mm (7/8")
Hex shank	6.35 mm (1/4")
No load speed (RPM)	0 - 3,400
Impacts per minute (IPM)	0 - 3,600
Max fastening torque	170 N·m (1,500 in.lbs.)
Dimensions (L x W x H)	126 x 79 x 238 mm (5 x 3-1/8 x 9-3/8")
Net weight	1.3 - 1.6 kg (2.8 - 3.5 lbs.)

LXT BL MOTOR XPT



Belt clip, Battery, Charger

## DTD152

Cordless Impact Driver

18V

## 18V LXT Li-Ion Cordless 165 N-m (1,460 in.lbs.) Impact Driver



Capacity	Machine screw: M4 - M8 (5/32 - 5/16") Standard bolt: M5 - M16 (3/16 - 5/8") High strength bolt: M5 - M12 (3/16 - 1/2") Steel: 22 mm (7/8")
Hex shank	6.35 mm (1/4")
No load speed (RPM)	0 - 2,900
Impacts per minute (IPM)	0 - 3,500
Max fastening torque	165 N·m (1,460 in.lbs.)
Dimensions (L x W x H)	137 x 79 x 238 mm (5-3/8 x 3-1/8 x 9-3/8")
Net weight	1.3 - 1.6 kg (2.8 - 3.5 lbs.)

LXT XPT



Belt clip, Battery, Charger

## DTD156

Cordless Impact Driver

18V

## 18V LXT Li-Ion Cordless 155 N-m (1,370 in.lbs.) Impact Driver



Capacity	Machine screw: M4 - M8 (5/32 - 5/16") Standard bolt: M5 - M16 (3/16 - 5/8") High strength bolt: M5 - M12 (3/16 - 1/2") Steel: 22 mm (7/8")
Hex shank	6.35 mm (1/4")
No load speed (RPM)	0 - 2,500
Impacts per minute (IPM)	0 - 3,000
Max fastening torque	155 N·m (1,370 in.lbs.)
Dimensions (L x W x H)	w/ BL1815N / BL1820B: 143 x 79 x 223 mm (5-5/8 x 3-1/8 x 8-3/4") w/ BL1830B / BL1840B / BL1850B / BL1860B: 143 x 79 x 241 mm (5-5/8 x 3-1/8 x 9-1/2")
Net weight	1.3 - 1.6 kg (2.9 - 3.6 lbs.)

LXT



Belt clip, Battery, Charger

**DTD157** Cordless Impact Driver **18V**

18V LXT BL Brushless Cordless A-Mode (Assist Mode) 140 N·m (1,240 in.lbs.) Impact Driver



Capacity	Machine screw: M4 - M8 mm (5/32 - 5/16") Standard bolt: M5 - M14 (3/16 - 9/16") High strength bolt: M5 - M12 (3/16 - 1/2")
Hex shank	6.35 mm (1/4")
No load speed (RPM)	Hard / Soft: 0 - 3,000 / 0 - 1,300
Impacts per minute (IPM)	Hard / Soft: 0 - 4,100 / 0 - 2,000
Max fastening torque	140 N·m (1,240 in.lbs.)
Dimensions (L x W x H)	w/ BL1815N / BL1820B: 133 x 81 x 214 mm (5-1/4 x 3-3/16 x 8-3/8") w/ BL1830B / BL1840B / BL1850B / BL1860B: 133 x 81 x 232 mm (5-1/4 x 3-3/16 x 9-1/8")
Net weight	1.2 - 1.5 kg (2.6 - 3.3 lbs.)



Belt clip, Battery, Charger

**TD111D** Cordless Impact Driver **12V max**

12V max CXT BL Brushless Cordless A-Mode (Assist Mode) 135 N·m (1,200 in.lbs.) Impact Driver



Capacity	Machine screw: M4 - M8 mm (5/32 - 5/16") Standard bolt: M5 - M14 (3/16 - 9/16") High strength bolt: M5 - M12 (3/16 - 1/2")
Hex shank	6.35 mm (1/4")
No load speed (RPM)	Hard / Soft: 0 - 3,000 / 0 - 1,300
Impacts per minute (IPM)	Hard / Soft: 0 - 3,900 / 0 - 1,600
Max fastening torque	135 N·m (1,200 in.lbs.)
Dimensions (L x W x H)	135 x 66 x 210 mm (5-5/16 x 2-5/8 x 8-1/4")
Net weight	0.97 - 1.1 kg (2.1 - 2.5 lbs.)



Phillips bit, Belt clip, Battery, Charger

**TD110D** Cordless Impact Driver **12V max**

12V max CXT Li-Ion Cordless 110 N·m (970 in.lbs.) Impact Driver



Capacity	Machine screw: M4 - M8 mm (5/32 - 5/16") Standard bolt: M5 - M12 (3/16 - 1/2") High strength bolt: M5 - M10 (3/16 - 3/8")
Hex shank	6.35 mm (1/4")
No load speed (RPM)	0 - 2,600
Impacts per minute (IPM)	0 - 3,500
Max fastening torque	110 N·m (970 in.lbs.)
Dimensions (L x W x H)	153 x 66 x 204 mm (6 x 2-5/8 x 8-1/8")
Net weight	1 - 1.2 kg (2.3 - 2.6 lbs.)



Battery, Charger, Belt clip, Phillips bit

**TD090D** Cordless Impact Driver **10.8V**

10.8V (12V max) Li-Ion Cordless 90 N·m (800 in.lbs.) Impact Driver



Capacity	Machine screw: M4 - M8 mm (5/32 - 5/16") Standard bolt: M5 - M12 (3/16 - 1/2") High strength bolt: M5 - M10 (3/16 - 3/8")
Hex shank	6 mm (1/4")
No load speed (RPM)	0 - 2,400
Impacts per minute (IPM)	0 - 3,000
Max fastening torque	90 N·m (800 in.lbs.)
Dimensions (L x W x H)	155 x 54 x 178 mm (6-1/8 x 2-1/8 x 7")
Net weight	0.92 kg (2 lbs.)



Charger, Battery, Holster

**TD022D** Cordless Impact Driver **7.2V**

7.2V Li-Ion Cordless Two-Position 25 N·m (220 in.lbs.) Impact Driver



Capacity	Machine screw: M3 - M8 (1/8 - 5/16") Standard bolt: M3 - M8 (1/8 - 5/16") High strength bolt: M3 - M6 (1/8 - 1/4")
Hex shank	6.35 mm (1/4")
No load speed (RPM)	0 - 2,450
Impacts per minute (IPM)	0 - 3,000
Max fastening torque	25 N·m (220 in.lbs.)
Dimensions (L x W x H)	Straight style: 282 x 42 x 52 mm (11-1/8 x 1-5/8 x 2-1/16") Pistol Style: 227 x 42 x 142 mm (8-15/16 x 1-5/8 x 5-5/8")
Net weight	0.55 - 0.56 kg (1.2 lbs.)



Holster, Bit set, Battery, Charger

**TD127D** Cordless Impact Driver **18V**

18V Li-Ion Cordless 140 N·m (1,240 in.lbs.) Impact Driver, G-Battery



Capacity	Machine screw: M4 - M8 (5/32 - 5/16") Standard bolt: M5 - M14 (3/16 - 9/16") High strength bolt: M5 - M12 (3/16 - 1/2")
Hex shank	Steel: 22 mm (7/8")
No load speed (RPM)	0 - 3,200
Impacts per minute (IPM)	0 - 3,000
Max fastening torque	140 N·m (1,240 in.lbs.)
Dimensions (L x W x H)	173 x 82 x 225 mm (6-13/16 x 3-1/4 x 8-7/8")
Net weight	1.5 kg (3.2 lbs.)



Charger, Battery

**6952** Impact Driver

120 N·m (88.5 ft.lbs.) Impact Driver



Continuous rating Input	270W
Capacity	Machine screw: M4 - M10 (5/32 - 3/8") Standard bolt: M6 - M14 (7/32 - 9/16") High strength bolt: M6 - M10 (7/32 - 3/8")
Hex shank	Steel: 22 mm (7/8")
Driving shank (Hex)	6.35 mm (1/4")
No load speed (RPM)	0 - 3,200
Impacts per minute (IPM)	0 - 3,100
Max fastening torque	120 N·m (88.5 ft.lbs.)
Overall length	229 mm (9")
Net weight	1.4 kg (3.1 lbs.)



Phillips bit

**TD0100** Impact Driver

100 N·m (74 ft.lbs.) Impact Driver



Continuous rating Input	230W
Capacity	Machine screw: M4 - M8 (5/32 - 5/16") Standard bolt: M5 - M14 (3/16 - 9/16") High strength bolt: M5 - M10 (3/16 - 3/8")
Hex shank	Steel: 22 mm (7/8")
Driving shank (Hex)	6.35 mm (1/4")
No load speed (RPM)	0 - 3,600
Impacts per minute (IPM)	0 - 3,200
Max fastening torque	100 N·m (74 ft.lbs.)
Dimensions (L x W x H)	218 x 60 x 180 mm (8-5/8 x 2-3/8 x 7-1/8")
Net weight	0.96 kg (2.1 lbs.)



Phillips bit

## Screwing/Drilling

## TD0101F

Impact Driver

## 100 N·m (74 ft.lbs.) Impact Driver with LED Light



Continuous rating Input	230W
Capacity	Machine screw: M4 - M8 (5/32 - 5/16") Standard bolt: M5 - M14 (3/16 - 9/16") High strength bolt: M5 - M10 (3/16 - 3/8") Steel: 22 mm (7/8")
Driving shank (Hex)	6.35 mm (1/4")
No load speed (RPM)	0 - 3,600
Impacts per minute (IPM)	0 - 3,200
Max fastening torque	100 N·m (74 ft.lbs.)
Dimensions (L x W x H)	184 x 67 x 192 mm (7-1/4 x 2-5/8 x 7-9/16")
Net weight	0.99 kg (2.2 lbs.)



Phillips bit

## TD0101

Impact Driver

## 100 N·m (74 ft.lbs.) Impact Driver



Continuous rating Input	230W
Capacity	Machine screw: M4 - M8 (5/32 - 5/16") Standard bolt: M5 - M14 (3/16 - 9/16") High strength bolt: M5 - M10 (3/16 - 3/8") Steel: 22 mm (7/8")
Driving shank (Hex)	6.35 mm (1/4")
No load speed (RPM)	0 - 3,600
Impacts per minute (IPM)	0 - 3,200
Max fastening torque	100 N·m (74 ft.lbs.)
Dimensions (L x W x H)	184 x 67 x 192 mm (7-1/4 x 2-5/8 x 7-9/16")
Net weight	0.99 kg (2.2 lbs.)



Phillips bit

## DTL061

Cordless Angle Impact Driver

18V

## 18V LXT Li-Ion Cordless 60 N-m (530 in.lbs.) Angle Impact Driver



Capacity	Machine screw: M4 - M8 (5/32 - 5/16") Standard bolt: M4 - M12 (5/32 - 1/2") High strength bolt: M4 - M8 (5/32 - 5/16")
Hex shank	6.35 mm (1/4")
No load speed (RPM)	0 - 2,000
Impacts per minute (IPM)	0 - 3,000
Max fastening torque	60 N·m (530 in.lbs.)
Dimensions (L x W x H)	387 x 78 x 116 mm (15-1/4 x 3-1/16 x 4-9/16")
Net weight	1.4 - 2 kg (3.1 - 4.3 lbs.)

LXT



Charger, Battery, Phillips bit

## TL064D

Cordless Angle Impact Driver

12V max

## 12V max CXT Li-Ion Cordless 60 N-m (530 in.lbs.) Angle Impact Driver



Capacity	Machine screw: M4 - M8 (5/32 - 5/16") Standard bolt: M4 - M12 (5/32 - 1/2") High strength bolt: M4 - M8 (5/32 - 5/16")
Hex shank	6.35 mm (1/4")
No load speed (RPM)	0 - 2,000
Impacts per minute (IPM)	0 - 3,000
Max fastening torque	60 N·m (530 in.lbs.)
Dimensions (L x W x H)	361 x 66 x 86 mm (14-1/4 x 2-5/8 x 3-3/8")
Net weight	1.2 - 1.6 kg (2.7 - 3.6 lbs.)

CXT



Phillips bit, Belt clip, Battery, Charger

## DTP141

Cordless 4 Mode Impact Driver

18V

## 18V LXT BL Brushless Cordless 4 Mode 150 N·m (1,330 in.lbs.) Impact Driver



Capacity	Steel: 10 mm (3/8") Wood: 21 mm (13/16") Masonry: 8 mm (5/16")
No load speed (RPM)	Impact-driver mode (Hard / Med. / Soft): 0 - 2,700 / 0 - 2,200 / 0 - 1,300 Drill mode (Hi / Lo): 0 - 2,700 / 0 - 700
Max fastening torque	Impact-driver mode: 150 N·m (1,330 in.lbs.) Drill mode (Hard / Soft): 22 / 13 N·m
Dimensions (L x W x H)	171 x 79 x 250 mm (6-3/4 x 3-1/8 x 9-7/8")
Net weight	1.5 - 1.9 kg (3.4 - 4.1 lbs.)

LXT BL MOTOR



Charger, Battery

## DTS141

Cordless Oil-Pulse Driver

18V

## 18V LXT BL Brushless Cordless Oil-Pulse Driver



Capacity	Machine screw: M4 - M8 (5/32 - 5/16") Standard bolt: M5 - M8 (3/16 - 5/16") High strength bolt: M5 - M6 (3/16 - 1/4") Coarse thread (in length): 22 - 125 mm (7/8 - 4-7/8")
No load speed (RPM)	Hard: 0 - 3,200 Med.: 0 - 2,000 Soft: 0 - 1,200
Impacts per minute (IPM)	Hard: 0 - 2,700 Med.: 0 - 2,200 Soft: 0 - 1,400
Max fastening torque	40 N·m (355 in.lbs.)
Dimensions (L x W x H)	136 x 79 x 240 mm (5-3/8 x 3-1/8 x 9-1/2")
Net weight	1.3 - 1.6 kg (2.8 - 3.5 lbs.)

LXT BL MOTOR



Charger, Battery

## DP4011

2-Speed Drill

## 13 mm (1/2") 720 W Variable 2-Speed Reversing Drill with Keyless Chuck



Continuous rating Input	720W
Capacity	Steel Hi: 8 mm (5/16") Steel Lo: 13 mm (1/2") Wood Hi: 25 mm (1") Wood Lo: 40 mm (1-9/16") Wood (Self-feed bit): 90 mm (90")
No Load Speed (RPM)	High: 0 - 2,900 Low: 0 - 1,200
Dimensions (L x W x H)	347 x 70 x 220 mm (13-5/8 x 2-3/4 x 8-5/8")
Net weight	2.3 kg (5 lbs.)



Depth gauge, Side grip

## DP4010

2-Speed Drill

## 13 mm (1/2") 720 W Variable 2-Speed Reversing Drill with Keyed Chuck



Continuous rating Input	720W
Capacity	Steel Hi: 8 mm (5/16") Steel Lo: 13 mm (1/2") Wood Hi: 25 mm (1") Wood Lo: 40 mm (1-9/16") Wood (Self-feed bit): 90 mm (3-1/2")
No Load Speed (RPM)	High: 0 - 2,900 Low: 0 - 1,200
Dimensions (L x W x H)	347 x 70 x 220 mm (13-5/8 x 2-3/4 x 8-5/8")
Net weight	2.3 kg (5 lbs.)



Depth gauge, Side grip, Chuck key



## DS5000

Drill

### 16 mm (5/8") 750 W Reversing D-Handle Drill with Keyed Chuck



Continuous rating Input	750W
Capacity	Steel: 16 mm (5/8") Wood: 36 mm (1-7/16") Wood (Self-feed bit): 127 mm (5")
Chuck capacity	3 - 16 mm (1/8 - 5/8")
No load speed (RPM)	600
Dimensions (L x W x H)	348 x 83 x 401 mm (13-3/4 x 3-1/4 x 15-3/4")
Net weight	3 kg (6.6 lbs.)



Chuck key, Top grip

## 6305

Drill

### 13 mm (1/2") 850 W Drill with Keyed Chuck



Continuous rating Input	850W
Capacity	Steel: 13 mm (1/2") Wood: 30 mm (1-3/16") Wood (Self-feed bit): 60 mm (2-3/8")
Chuck capacity	2 - 13 mm (1/16 - 1/2")
No load speed (RPM)	1,450
Dimensions (L x W x H)	346 x 84 x 152 mm (13-5/8 x 3-5/16 x 6")
Net weight	2.8 kg (6.2 lbs.)



Chuck key, Depth gauge, Side grip

## DS4012

Drill

### 13 mm (1/2") 750 W Variable Speed Reversing D-Handle Drill with Keyed Chuck



Continuous rating Input	750W
Capacity	Steel: 13 mm (1/2") Wood: 36 mm (1-7/16") Wood (Self-feed bit): 127 mm (5")
Chuck capacity	2 - 13 mm (1/16 - 1/2")
No load speed (RPM)	0 - 600
Dimensions (L x W x H)	340 x 83 x 390 mm (13-3/8 x 3-1/4 x 15-3/8")
Net weight	2.8 kg (6.2 lbs.)



Chuck key, Top grip

## DS4011

Drill

### 13 mm (1/2") 750 W Reversing D-Handle Drill with Keyed Chuck



Continuous rating Input	750W
Capacity	Steel: 13 mm (1/2") Wood: 36 mm (1-7/16") Wood (Self-feed bit): 127 mm (5")
Chuck capacity	2 - 13 mm (1/16 - 1/2")
No load speed (RPM)	600
Dimensions (L x W x H)	340 x 83 x 401 mm (13-3/8 x 3-1/4 x 15-3/4")
Net weight	2.8 kg (6.3 lbs.)



Chuck key, Top grip

## DP4003

Drill

### 13 mm (1/2") 750 W Variable Speed Reversing Drill with Keyless Chuck



Continuous rating Input	750W
Capacity	Steel: 13 mm (1/2") Wood: 38 mm (1-1/2") Wood (Self-feed bit): 76 mm (3")
Chuck capacity	1.5 - 13 mm (1/16 - 1/2")
No load speed (RPM)	0 - 700
Overall length	308 mm (12-1/8")
Net weight	2.5 kg (5.4 lbs.)



Side grip

## DP4001

Drill

### 13 mm (1/2") 750 W Variable Speed Reversing Drill with Keyless Chuck



Continuous rating Input	750W
Capacity	Steel: 13 mm (1/2") Wood: 38 mm (1-1/2") Wood (Self-feed bit): 76 mm (3")
Chuck capacity	1.5 - 13 mm (1/16 - 1/2")
No load speed (RPM)	0 - 950
Overall length	308 mm (12-1/8")
Net weight	2.4 kg (5.2 lbs.)



Side grip

## DP4002

Drill

### 13 mm (1/2") 750 W Variable Speed Reversing Drill with Keyed Chuck



Continuous rating Input	750W
Capacity	Steel: 13 mm (1/2") Wood: 38 mm (1-1/2") Wood (Self-feed bit): 76 mm (3")
Chuck capacity	2 - 13 mm (1/16 - 1/2")
No load speed (RPM)	0 - 700
Overall length	304 mm (12")
Net weight	2.7 kg (5.8 lbs.)



Chuck key, Side grip

## DP4000

Drill

### 13 mm (1/2") 750 W Variable Speed Reversing Drill with Keyed Chuck



Continuous rating Input	750W
Capacity	Steel: 13 mm (1/2") Wood: 38 mm (1-1/2") Wood (Self-feed bit): 76 mm (3")
Chuck capacity	2 - 13 mm (1/16 - 1/2")
No load speed (RPM)	0 - 950
Overall length	304 mm (12")
Net weight	2.5 kg (5.6 lbs.)



Chuck key, Side grip

# Screwing/Drilling

## DP3003

Drill

### 10 mm (3/8") 710 W Variable Speed Reversing Drill with Keyless Chuck



Continuous rating Input	710W
Capacity	Steel: 10 mm (3/8") Wood: 32 mm (1-1/4") Wood (Self-feed bit): 64 mm (2-1/2")
Chuck capacity	0.8 - 10 mm (1/32 - 3/8")
No load speed (RPM)	0 - 1,200
Overall length	296 mm (11-5/8")
Net weight	2.2 kg (4.8 lbs.)



Side grip

## 6408

Drill

### 10 mm (3/8") 530 W Variable Speed Reversing Drill with Keyless Chuck



Continuous rating Input	530W
Capacity	Steel: 10 mm (3/8") Wood: 25 mm (1") Wood (Self-feed bit): 50 mm (2")
Chuck capacity	1.5 - 10 mm (1/16 - 3/8")
No load speed (RPM)	0 - 2,500
Overall length	261 mm (10-1/4")
Net weight	1.5 kg (3.2 lbs.)



## 6407

Drill

### 10 mm (3/8") 530 W Variable Speed Reversing Drill with Keyed Chuck



Continuous rating Input	530W
Capacity	Steel: 10 mm (3/8") Wood: 25 mm (1") Wood (Self-feed bit): 50 mm (2")
Chuck capacity	1.5 - 10 mm (1/16 - 3/8")
No load speed (RPM)	0 - 2,500
Overall length	261 mm (10-1/4")
Net weight	1.4 kg (3.2 lbs.)



Chuck key

## 6413

Drill

### 10 mm (3/8") 450 W Variable Speed Reversing Drill with Keyless Chuck



Continuous rating Input	450W
Capacity	Steel: 10 mm (3/8") Wood: 25 mm (1") Wood (Self-feed bit): 50 mm (2")
Chuck capacity	1.5 - 10 mm (1/16 - 3/8")
No load speed (RPM)	0 - 3,400
Dimensions (L x W x H)	234 x 64 x 183 mm (9-1/4 x 2-1/2 x 7-1/4")
Net weight	1.3 kg (2.9 lbs.)



## 6412

Drill

### 10 mm (3/8") 450 W Variable Speed Reversing Drill with Keyed Chuck



Continuous rating Input	450W
Capacity	Steel: 10 mm (3/8") Wood: 25 mm (1") Wood (Self-feed bit): 50 mm (2")
Chuck capacity	1.5 - 10 mm (1/16 - 3/8")
No load speed (RPM)	0 - 3,400
Dimensions (L x W x H)	228 x 64 x 183 mm (9 x 2-1/2 x 7-1/4")
Net weight	1.3 kg (2.9 lbs.)



Chuck key

## 6411

Drill

### 10 mm (3/8") 450 W Drill with Keyed Chuck



Continuous rating Input	450W
Capacity	Steel: 10 mm (3/8") Wood: 25 mm (1") Wood (Self-feed bit): 50 mm (2")
Chuck capacity	1.5 - 10 mm (1/16 - 3/8")
No load speed (RPM)	3,400
Dimensions (L x W x H)	228 x 64 x 175 mm (9 x 2-1/2 x 7-1/8")
Net weight	1.3 kg (2.8 lbs.)



Chuck key

## DP2011

High Speed Drill

### 6.5 mm (1/4") 370 W High Speed Variable Speed Reversing Drill with Keyless Chuck



Continuous rating Input	370W
Capacity	Steel: 6.5 mm (1/4") Wood: 15 mm (9/16") Wood (Self-feed bit): 30 mm (1-3/16")
Chuck capacity	0.8 - 6.5mm (1/32 - 1/4")
No load speed (RPM)	0 - 4,200
Dimensions (L x W x H)	222 x 64 x 175 mm (8-3/4 x 2-1/2 x 6-7/8")
Net weight	1.1 kg (2.4 lbs.)



Depth gauge (country-specific)

## DP2010

High Speed Drill

### 6.5 mm (1/4") 370 W High Speed Variable Speed Reversing Drill with Keyed Chuck



Continuous rating Input	370W
Capacity	Steel: 6.5 mm (1/4") Wood: 15 mm (9/16") Wood (Self-feed bit): 30 mm (1-3/16")
Chuck capacity	0.5 - 6.5mm (1/64 - 1/4")
No load speed (RPM)	0 - 4,200
Dimensions (L x W x H)	209 x 64 x 175 mm (8-1/4 x 2-1/2 x 6-7/8")
Net weight	1 kg (2.2 lbs.)



Depth gauge (country-specific), Chuck key

## DD2020

High Speed Drill

6.5 mm (1/4") 500 W High Speed D-Handle Drill with Keyed Chuck



Continuous rating input	500W
Capacity	Wood: 12 mm (15/32")
	Wood (Self-feed bit): 24 mm (15/16")
Chuck capacity	0.5 - 6.5mm (1/64 - 1/4")
No load speed (RPM)	10,000
Dimensions (L x W x H)	274 x 131 x 67 mm (10-3/4 x 5-1/8 x 2-5/8")
Net weight	1.3 kg (2.9 lbs.)



Chuck key, Wrench



## DA001G

Cordless Angle Drill

40V max

40Vmax XGT BL ADT Cordless 13 mm (1/2") Angle Drill with Keyed Chuck



Capacity	Steel: 13 mm (1/2")
	Wood (Self-feed bit), Hi: 65 mm (2-9/16")
	Wood (Self-feed bit), Lo: 118 mm (4-5/8")
	Wood (Hole saw), Hi: 105 mm (4-1/8")
	Wood (Hole saw), Lo: 159 mm (6-1/4")
Chuck capacity	2 - 13 mm (1/16 - 1/2")
No load speed (RPM)	High: 0 - 1,500 / Low: 0 - 400
Max torque	High: 55 N·m (487 in.lbs) / Low: 136 N·m (1,210 in.lbs)
Dimensions (L x W x H)	w/ BL4020 / BL4025: 539 x 128 x 199 mm (21-1/4 x 5 x 7-7/8")
	w/ BL4040: 545 x 128 x 199 mm (21-1/2 x 5 x 7-7/8")
	w/ BL4050F: 566 x 128 x 199 mm (22-1/4 x 5 x 7-7/8")
Net weight	5.3 - 6.2 kg (11.7 - 13.7 lbs.)

XGT BL ADT XPT



Chuck key, Chuck key holder, Hex wrench, Side grip, Hook, Battery, Charger

## DA002G

Cordless Angle Drill

40V max

40Vmax XGT BL ADT Cordless 13 mm (1/2") Angle Drill



Capacity	Steel: 13 mm (1/2")
	Wood (Self-feed bit), Hi: 65 mm (2-9/16")
	Wood (Self-feed bit), Lo: 118 mm (4-5/8")
	Wood (Hole saw), Hi: 105 mm (4-1/8")
	Wood (Hole saw), Lo: 159 mm (6-1/4")
Hex shank	11 mm (7/16")
No load speed (RPM)	High: 0 - 1,500 / Low: 0 - 400
Max torque	High: 55 N·m (487 in.lbs) / Low: 136 N·m (1,210 in.lbs)
Dimensions (L x W x H)	w/ BL4020 / BL4025: 539 x 128 x 193 mm (21-1/4 x 5 x 7-5/8")
	w/ BL4040: 545 x 128 x 193 mm (21-1/2 x 5 x 7-5/8")
	w/ BL4050F: 566 x 128 x 193 mm (22-1/4 x 5 x 7-5/8")
Net weight	4.9 - 5.8 kg (10.8 - 12.8 lbs.)

XGT BL ADT XPT



Hex wrench, Side grip, Hook, Battery, Charger

## DDA460

Cordless Angle Drill

18V x2

18V X2 (36V) LXT BL ADT Cordless 13 mm (1/2") Angle Drill with Keyed Chuck



Capacity	Steel: 13 mm (1/2")
	Wood (Self-feed bit), Hi: 65 mm (2-9/16")
	Wood (Self-feed bit), Lo: 118 mm (4-5/8")
	Wood (Hole saw), Hi: 105 mm (4-1/8")
	Wood (Hole saw), Lo: 159 mm (6-1/4")
Hole saw: 118 mm (4-5/8")	
Chuck capacity	2 - 13 mm (5/64 - 1/2")
No load speed (RPM)	High: 0 - 1,400 / Low: 0 - 350
Max fastening torque	High: 48 N·m (430 in.lbs.) / Low: 136 N·m (1,210 in.lbs.)
Dimensions (L x W x H)	538 x 128 x 223 mm (21-1/4 x 5 x 8-3/4")
	w/ Front handle extended: 608 x 128 x 193 mm (24 x 5 x 7-5/8")
Net weight	5.7 - 6.4 kg (12.6 - 14.0 lbs.)

LXT BL ADT XPT



Chuck key, Hex wrench, Side grip, Battery, Charger

## DDA461

Cordless Angle Drill

18V x2

18V X2 (36V) LXT BL ADT Cordless 13 mm (1/2") Angle Drill



Capacity	Steel: 13 mm (1/2")
	Wood (Self-feed bit), Hi: 65 mm (2-9/16")
	Wood (Self-feed bit), Lo: 118 mm (4-5/8")
	Wood (Hole saw), Hi: 105 mm (4-1/8")
	Wood (Hole saw), Lo: 159 mm (6-1/4")
Hole saw: 159 mm (6-1/4")	
Hex shank	11 mm (7/16")
No load speed (RPM)	High: 0 - 1,400 / Low: 0 - 350
Max fastening torque	High: 48 N·m (430 in.lbs.) / Low: 136 N·m (1,210 in.lbs.)
Dimensions (L x W x H)	538 x 128 x 223 mm (21-1/4 x 5 x 8-3/4")
	w/ Front handle extended: 608 x 128 x 193 mm (24 x 5 x 7-5/8")
Net weight	5.4 - 6.0 kg (11.9 - 13.2 lbs.)

LXT BL ADT XPT



Hex wrench, Side grip, Battery, Charger

## DDA450

Cordless Angle Drill

18V

18V LXT BL Cordless Angle Drill with Keyed Chuck



Capacity	Steel: 13 mm (1/2")
	Wood (Self-feed bit), Hi: 50 mm (2")
	Wood (Self-feed bit), Lo: 65 mm (2-9/16")
	Wood (Hole saw), Hi: 101 mm (4")
	Wood (Hole saw), Lo: 127 mm (5")
Chuck capacity	2 - 13 mm (1/16 - 1/2")
No load speed (RPM)	High: 0 - 1,400 / Low: 0 - 450
Max fastening torque	High: 26 N·m (230 in.lbs.) / Low: 70 N·m (620 in.lbs.)
Dimensions (L x W x H)	w/ BL1815N / BL1820B: 417 x 82 x 179 mm (16-3/8 x 3-1/4 x 7")
	w/ BL1830B / BL1840B / BL1850B / BL1860B: 434 x 82 x 179 mm (17-1/8 x 3-1/4 x 7")
Net weight	3.2 - 3.5 kg (7.1 - 7.7 lbs.)

LXT BL XPT



Chuck key, Chuck key holder, Side grip, Hook, + Screw, Battery, Charger

## DDA451

Cordless Angle Drill

18V

18V LXT BL Cordless Angle Drill



Capacity	Steel: 13 mm (1/2")
	Wood (Self-feed bit), Hi: 50 mm (2")
	Wood (Self-feed bit), Lo: 65 mm (2-9/16")
	Wood (Hole saw), Hi: 101 mm (4")
	Wood (Hole saw), Lo: 127 mm (5")
Hex shank	11 mm (7/16")
No load speed (RPM)	High: 0 - 1,400 / Low: 0 - 450
Max fastening torque	High: 26 N·m (230 in.lbs.) / Low: 70 N·m (620 in.lbs.)
Dimensions (L x W x H)	w/ BL1815N / BL1820B: 417 x 82 x 163 mm (16-3/8 x 3-1/4 x 6-3/8")
	w/ BL1830B / BL1840B / BL1850B / BL1860B: 434 x 82 x 163 mm (17-1/8 x 3-1/4 x 6-3/8")
Net weight	2.8 - 3.3 kg (6.2 - 7.3 lbs.)

LXT BL XPT



Side grip, Hook, Battery, Charger

# Screwing/Drilling

Screwing/Drilling

## DDA351 Cordless Angle Drill 18V LXT Li-Ion Cordless 10 mm (3/8") Angle Drill, Keyless Chuck



Capacity	Steel: 10 mm (3/8") Wood: 25 mm (1") Hole saw: 50 mm (2")
Chuck capacity	1.5 - 10 mm (1/16 - 3/8")
No load speed (RPM)	0 - 1,800
Dimensions (L x W x H)	326 x 79 x 115 mm (12-7/8 x 3-1/8 x 4-1/2")
Net weight	1.6 - 1.9 kg (4.2 - 3.5 lbs.)



Charger, Battery, Side grip

## DDA350 Cordless Angle Drill 18V LXT Li-Ion Cordless 10 mm (3/8") Angle Drill, Keyed Chuck



Capacity	Steel: 10 mm (3/8") Wood: 25 mm (1") Hole saw: 50 mm (2")
Chuck capacity	1.5 - 10 mm (1/16 - 3/8")
No load speed (RPM)	0 - 1,800
Dimensions (L x W x H)	314 x 79 x 115 mm (12-3/8 x 3-1/8 x 4-1/2")
Net weight	1.5 - 1.8 kg (4.1 - 3.4 lbs.)



Charger, Battery, Chuck key, Side grip

## DA333D Cordless Angle Drill 12V max CXT Li-Ion Cordless 10 mm (3/8") Angle Drill, Keyless Chuck



Capacity	Steel: 10 mm (3/8") Wood: 12 mm (1/2") Hole saw: 24 mm (15/16")
Chuck capacity	0.8 - 10 mm (1/32 - 3/8")
No load speed (RPM)	0 - 1,100
Dimensions (L x W x H)	w/ BL1016/BL1021B: 313 x 68 x 95 mm (12-3/8 x 2-11/16 x 3-3/4") w/ BL1041B: 332 x 68 x 95 mm (13-1/8 x 2-11/16 x 3-3/4")
Net weight	1.2 - 1.4 kg (2.7 - 3 lbs.)



Bit, Belt clip, Battery, Charger

## DA332D Cordless Angle Drill 12V max CXT Li-Ion Cordless 10 mm (3/8") Angle Drill, Keyed Chuck



Capacity	Steel: 10 mm (3/8") Wood: 12 mm (1/2") Hole saw: 24 mm (15/16")
Chuck capacity	1.5 - 10 mm (1/16 - 3/8")
No load speed (RPM)	0 - 1,100
Dimensions (L x W x H)	w/ BL1016/BL1021B: 313 x 68 x 86 mm (12-3/8 x 2-11/16 x 3-3/8") w/ BL1041B: 332 x 68 x 86 mm (13-1/8 x 2-11/16 x 3-3/8")
Net weight	1.2 - 1.3 kg (2.6 - 2.9 lbs.)



Chuck key, Chuck key holder, Bit, Belt clip, Battery, Charger

## DA331D Cordless Angle Drill 10.8V (12V max) Li-Ion Cordless 10 mm (3/8") Angle Drill, Keyless Chuck



Capacity	Steel: 10 mm (3/8") Wood: 12 mm (1/2") Hole saw: 24 mm (15/16")
Chuck capacity	1.5 - 10 mm (1/16 - 3/8")
No load speed (RPM)	0 - 800
Dimensions (L x W x H)	310 x 52 x 88 mm (12-1/4 x 2-1/16 x 3-1/2")
Net weight	1.1 kg (2.5 lbs.)



Charger, Battery, (+)(-) Bit

## DA330D Cordless Angle Drill 10.8V (12V max) Li-Ion Cordless 10 mm (3/8") Angle Drill, Keyed Chuck



Capacity	Steel: 10 mm (3/8") Wood: 12 mm (1/2") Hole saw: 24 mm (15/16")
Chuck capacity	1.5 - 10 mm (1/16 - 3/8")
No load speed (RPM)	0 - 800
Dimensions (L x W x H)	298 x 52 x 77 mm (11-3/4 x 2-1/16 x 3")
Net weight	1.1 kg (2.4 lbs.)



Charger, Battery, Chuck key, (+)(-) Bit

## DA4031 Angle Drill 13 mm (1/2") 1,050 W Angle Drill with Keyed Chuck



Continuous rating Input	1,050W
Capacity	Steel: 13 mm (1/2") Wood (Self-feed bit) Hi: 65 mm (2-9/16") Wood (Self-feed bit) Lo: 118 mm (4-5/8")
Chuck capacity	2 - 13 mm (1/16 - 1/2")
No load speed (RPM)	High: 1,200 Low: 300
Overall length	462 mm (18-3/16")
Net weight	6.3 kg (13.9 lbs.)



Chuck key, Hex wrench, Side grip

## DA4000LR Angle Drill 13 mm (1/2") 710 W Angle Drill with Keyed Chuck



Continuous rating Input	710W
Capacity	Steel: 13 mm (1/2") Wood (Self-feed bit) Hi: 65 mm (2-9/16") Wood (Self-feed bit) Lo: 118 mm (4-5/8")
Chuck capacity	2 - 13 mm (1/16 - 1/2")
No load speed (RPM)	High: 0 - 900 Low: 0 - 400
Overall length	413 mm (16-1/4")
Net weight	4 kg (8.9 lbs.)



Angle attachment, Chuck key, Hex wrench, Side grip

# Screwing/Drilling

## DA3011F

Angle Drill

10 mm (3/8") 450 W Angle Drill with Keyless Chuck, LED job light



Continuous rating Input	450W
Capacity	Steel: 10 mm (3/8") Wood: 25 mm (1")
Chuck capacity	1.5 - 10 mm (1/16 - 3/8")
No load speed (RPM)	0 - 2,400
Overall length	282 mm (11-1/8")
Net weight	1.6 kg (3.5 lbs.)



Grip

## DA3010F

Angle Drill

10 mm (3/8") 450 W Angle Drill with Keyed Chuck, LED job light



Continuous rating Input	450W
Capacity	Steel: 10 mm (3/8") Wood: 25 mm (1")
Chuck capacity	1.5 - 10 mm (1/16 - 3/8")
No load speed (RPM)	0 - 2,400
Overall length	270 mm (10-5/8")
Net weight	1.6 kg (3.5 lbs.)



Chuck key, Side grip

## DA3010

Angle Drill

10 mm (3/8") 450 W Angle Drill with Keyed Chuck



Continuous rating Input	450W
Capacity	Steel: 10 mm (3/8") Wood: 25 mm (1")
Chuck capacity	1.5 - 10 mm (1/16 - 3/8")
No load speed (RPM)	0 - 2,400
Overall length	270 mm (10-5/8")
Net weight	1.6 kg (3.5 lbs.)



Chuck key, Side grip

## HB500

Magnetic Drill

50 mm (2") Magnetic Drill



Capacity	Steel: 50 mm (2")
Chuck capacity	16 mm (5/8")
No load speed (RPM)	350 / 650
Magnetic clamping force	9,300 N (950 kg)
Dimensions (L x W x H)	290 x 150 x 450 mm (11-3/8 x 5-7/8 x 17-3/4")
Net weight	18.5 kg (40.8 lbs.)

Quick release arbor, Small oil cup assembly and clip, Safety guard, Polyester safety strap, Allen keys

## HB350

Magnetic Drill

35 mm (1-3/8") Magnetic Drill



Continuous rating Input	1,050W
Capacity	Steel: 35 mm (1-3/8")
Chuck capacity	13 mm (1/2")
No load speed (RPM)	850
Magnetic clamping force	8,000 N (816 kg)
Dimensions (L x W x H)	225 x 195 x 490 mm (8-7/8 x 7-5/8 x 19-1/4")
Net weight	11.6 kg (25.6 lbs.)



Small oil cup assembly and clip, Safety guard, Polyester safety strap, Allen keys




# Cordless Impact Wrench

Standard Bolt Size  High strength Bolt Size 

High

Low



XGT


**40V max**  **3,150 N-m**

**TW009G TW010G**

**XGT XPT**

Square drive size **1" (25.4mm)**



 **M27 - 45**  
 **M20 - 33**


**40V max**  **1,800 N-m**

**TW001G**

**XGT XPT**

Square drive size **3/4" (19mm)**

 **M12 - 36**  
 **M10 - 27**



**40V max**  **760 N-m**


**TW007G TW008G**

C ring Pin detent

**XGT XPT**

Square drive size **1/2" (12.7mm)**

 **M10 - 24**  
 **M10 - 16**



**40V max**  **350 N-m**

**TW004G TW005G**


C ring Pin detent

**XGT XPT**

Square drive size **1/2" (12.7mm)**

 **M10 - 20**  
 **M10 - 16**



LXT


**18V**  **1,200 N-m**

**DTW1002**

**LXT**

Square drive size **1/2" (12.7mm)**



 **M12 - 30**  
 **M10 - 24**


**18V**  **1,050 N-m**

**DTW1004**

**LXT**

Square drive size **1/2" (12.7mm)**

 **M12 - 30**  
 **M10 - 20**



**18V**  **700 N-m**


**DTW700 DTW701**

C ring Pin detent

**LXT XPT**

Square drive size **1/2" (12.7mm)**



 **M10 - 24**  
 **M10 - 16**


**18V**  **440 N-m**

**DTW450**

**LXT** Brushed Motor

Square drive size **1/2" (12.7mm)**

 **M12 - 22**  
 **M12 - 16**



**18V**  **330 N-m**


**DTW300 DTW301**

C ring Pin detent

**LXT XPT**

Square drive size **1/2" (12.7mm)**



 **M10 - 20**  
 **M10 - 16**


**18V**  **230 N-m**

**DTW251**

**LXT** Brushed Motor

Square drive size **1/2" (12.7mm)**



 **M10 - 16**  
 **M10 - 14**


**18V**  **190 N-m**

**DTW190**

**LXT** Brushed Motor

Square drive size **1/2" (12.7mm)**



 **M8 - 16**  
 **M8 - 12**


**18V**  **1,250 N-m**

**DTW1001**

**LXT**

Square drive size **3/4" (19mm)**



 **M12 - 30**  
 **M10 - 24**


**18V**  **800 N-m**

**DTW800**

**LXT**

Hex shank size **7/16" (11.1mm)**



 **M12 - 24**  
 **M10 - 22**


**18V**  **300 N-m**

**DTW302**

**LXT XPT**

Square drive size **3/8" (9.5mm)**



 **M10 - 20**  
 **M10 - 16**


**18V**  **210 N-m**

**DTW253**

**LXT** Brushed Motor

Square drive size **3/8" (9.5mm)**



 **M8 - 16**  
 **M6 - 12**

**18V**  **180 N-m**

**DTW180**

**LXT XPT**

Square drive size **3/8" (9.5mm)**

 **M8 - 16**  
 **M6 - 12**

Max Fastening Torque (N-m)

# Screwing/Drilling

## TW009G / TW010G Cordless Impact Wrench 40V max

40Vmax XGT BL Cordless 1" (25.4 mm) 3,150 N-m (2,320 ft.lbs.) Impact Wrench, Forward/Reverse Rotation Auto Stop Mode



Square drive	25.4 mm (1")
Max fastening torque	3,150 N-m (2,323 ft.lbs.)
Fastening capacities	Standard bolt: M27 - M45 (1-1/8 - 1-7/8") High strength bolt: M20 - M33 (3/4 - 1-3/8")
Nut-busting torque	4,000 N-m (2,950 ft.lbs.)
No load speed	Max / Hard / Med. / Soft: 0 - 1,200 / 0 - 850 / 0 - 700 / 0 - 600 min <sup>-1</sup>
Impacts per minute (IPM)	Max / Hard / Med. / Soft: 0 - 1,750 / 0 - 1,500 / 0 - 1,300 / 0 - 1,200
Dimensions (L x W x H)	TW009G: w/ BL4050F: 435 x 135 x 297 mm (17-1/8 x 5-5/16 x 11-3/4") TW010G: w/ BL4050F: 570 x 135 x 297 mm (22-1/2 x 5-5/16 x 11-3/4")
Net weight	TW009G: 10.8 - 11.8 kg (23.8 - 26.0 lbs.) TW010G: 11.8 - 12.8 kg (26.0 - 28.2 lbs.)



Side handle, Tool hanger (Ring), Battery, Charger

## TW001G Cordless Impact Wrench 40V max

40Vmax XGT BL Cordless 3/4" (19 mm) 1,800 N-m (1,330 ft.lbs.) Impact Wrench, Reverse Rotation Auto Stop Mode



Square drive	19 mm (3/4")
Max fastening torque	1,800 N-m (1,330 ft.lbs.)
Fastening capacities	Standard bolt: M12 - M36 (1/2 - 1-7/16") High strength bolt: M10 - M27 (3/8 - 1-1/16")
Nut-busting torque	2,050 N-m (1,510 ft.lbs.)
No load speed	Max / Hard / Med. / Soft: 0 - 1,800 / 0 - 1,400 / 0 - 1,150 / 0 - 950 min <sup>-1</sup>
Impacts per minute (IPM)	Max / Hard / Med. / Soft: 0 - 2,500 / 0 - 2,400 / 0 - 2,200 / 0 - 1,900
Dimensions (L x W x H)	w/ BL4020 / BL4025: 217 x 94 x 297 mm (8-1/2 x 3-11/16 x 11-3/4") w/ BL4040: 217 x 94 x 303 mm (8-1/2 x 3-11/16 x 11-7/8")
Net weight	3.9 - 4.2 kg (8.6 - 9.3 lbs.)



Belt clip, Battery, Charger

## TW007G / TW008G Cordless Impact Wrench 40V max

40Vmax XGT BL Cordless 1/2" (12.7 mm) 760 N-m (560 ft.lbs.) Impact Wrench, Forward/Reverse Rotation Auto Stop Mode



Square drive	12.7 mm (1/2")
Max fastening torque	760 N-m (560 ft.lbs.)
Fastening capacities	Standard bolt: M10 - M24 (3/8 - 1") High strength bolt (Grade 10.9): M10 - M16 (3/8 - 5/8")
Nut-busting torque	1,100 N-m (810 ft.lbs.)
No load speed	Max / Hard / Med. / Soft: 0 - 2,300 / 0 - 1,900 / 0 - 1,200 / 0 - 600 min <sup>-1</sup>
Impacts per minute (IPM)	Max / Hard / Med. / Soft: 0 - 2,900 / 0 - 2,700 / 0 - 1,900 / 0 - 1,200
Dimensions (L x W x H)	w/ BL4020 / BL4025: 170 x 86 x 285 mm (6-11/16 x 3-3/8 x 11-1/4") w/ BL4040: 170 x 86 x 291 mm (6-11/16 x 3-3/8 x 11-1/2") w/ BL4050F: 170 x 86 x 312 mm (6-11/16 x 3-3/8 x 12-1/4")
Net weight	2.7 - 3.3 kg (6.0 - 7.3 lbs.)



Belt clip, Battery, Charger

## TW004G / TW005G Cordless Impact Wrench 40V max

40Vmax XGT BL Cordless 1/2" (12.7 mm) 350 N-m (260 ft.lbs.) Impact Wrench, Forward/Reverse Rotation Auto Stop Mode



Square drive	12.7 mm (1/2")
Max fastening torque	350 N-m (260 ft.lbs.)
Fastening capacities	Standard bolt: M10 - M20 (3/8 - 3/4") High strength bolt: M10 - M16 (3/8 - 5/8")
Nut-busting torque	630 N-m (465 ft.lbs.)
No load speed	Max / Hard / Med. / Soft: 0 - 3,200 / 0 - 2,600 / 0 - 1,800 / 0 - 1,000 min <sup>-1</sup>
Impacts per minute (IPM)	Max / Hard / Med. / Soft: 0 - 4,000 / 0 - 3,400 / 0 - 2,600 / 0 - 1,800
Dimensions (L x W x H)	w/ BL4020 / BL4025: 144 x 86 x 248 mm (5-5/8 x 3-3/8 x 9-3/4") w/ BL4040: 144 x 86 x 253 mm (5-5/8 x 3-3/8 x 10")
Net weight	1.9 - 2.2 kg (4.2 - 4.9 lbs.)



Belt clip, Battery, Charger

## DTW1001 Cordless Impact Wrench 18V

18V LXT BL Brushless Cordless 3-Speed 3/4" (19 mm) 1,250 N-m (920 ft.lbs.) Impact Wrench



Square drive	19 mm (3/4")
Max fastening torque	1,250 N-m (920 ft.lbs.)
Fastening capacities	Standard bolt: M12 - M30 (1/2 - 1-1/4") High strength bolt: M10 - M24 (3/8 - 1")
Nut-busting torque	1,700 N-m (1,250 ft.lbs.)
No load speed	Hard / Med. / Soft: 0 - 1,800 / 0 - 1,000 / 0 - 900 min <sup>-1</sup>
Impacts per minute (IPM)	Hard / Med. / Soft: 0 - 2,200 / 0 - 2,000 / 0 - 1,800
Dimensions (L x W x H)	229 x 91 x 289 mm (9 x 3-5/8 x 11-3/8")
Net weight	3.4 - 3.7 kg (7.5 - 8.2 lbs.)



Charger, Battery, Hook

## DTW1002 Cordless Impact Wrench 18V

18V LXT BL Brushless Cordless 3-Speed 1/2" (12.7 mm) 1,200 N-m (890 ft.lbs.) Impact Wrench



Square drive	12.7 mm (1/2")
Max fastening torque	1,200 N-m (890 ft.lbs.)
Fastening capacities	Standard bolt: M12 - M30 (1/2 - 1-1/4") High strength bolt: M10 - M24 (3/8 - 1")
Nut-busting torque	1,600 N-m (1,180 ft.lbs.)
No load speed	Hard / Med. / Soft: 0 - 1,800 / 0 - 1,000 / 0 - 900 min <sup>-1</sup>
Impacts per minute (IPM)	Hard / Med. / Soft: 0 - 2,200 / 0 - 2,000 / 0 - 1,800
Dimensions (L x W x H)	229 x 91 x 289 mm (9 x 3-5/8 x 11-3/8")
Net weight	3.3 - 3.6 kg (7.3 - 8 lbs.)



Charger, Battery, Hook

## DTW1004 Cordless Impact Wrench 18V

18V LXT BL Brushless Cordless 3-Speed 1/2" (12.7 mm) Pin-detent Square drive 1,050 N-m (780 ft.lbs.) Impact Wrench



Square drive	12.7 mm (1/2")
Max fastening torque	1,050 N-m (780 ft.lbs.)
Fastening capacities	Standard bolt: M12 - M30 (1/2 - 1-1/4") High strength bolt (Grade 10.9): M10 - M20 (3/8 - 3/4")
Nut-busting torque	1,300 N-m (960 ft.lbs.)
No load speed	Hard / Med. / Soft: 0 - 2,000 / 0 - 1,000 / 0 - 900 min <sup>-1</sup>
Impacts per minute (IPM)	Hard / Med. / Soft: 0 - 2,400 / 0 - 2,000 / 0 - 1,800
Dimensions (L x W x H)	w/ BL1830B / BL1840B / BL1850B / BL1860B: 223 x 91 x 289 mm (8-3/4 x 3-5/8 x 11-3/8")
Net weight	3.1 - 3.4 kg (6.8 - 7.5 lbs.)



Charger, Battery, Hook

## DTW800 Cordless Impact Wrench 18V

18V LXT BL Brushless Cordless 3-Speed 7/16" (11.1 mm) 800 N-m (590 ft.lbs.) Impact Wrench



Max fastening torque	800 N-m (590 ft.lbs.)
Fastening capacities	Standard bolt: M12 - M24 (1/2 - 1") High strength bolt: M10 - M22 (3/8 - 7/8")
Hex shank	11.1 mm (7/16")
No load speed	Hard / Med. / Soft: 0 - 1,800 / 0 - 1,000 / 0 - 900 min <sup>-1</sup>
Impacts per minute (IPM)	Hard / Med. / Soft: 0 - 2,200 / 0 - 2,000 / 0 - 1,800
Dimensions (L x W x H)	229 x 91 x 303 mm (9 x 3-5/8 x 11-7/8")
Net weight	3.4 - 3.7 kg (8.2 - 7.5 lbs.)



Charger, Battery, Hook

# Screwing/Drilling

Screwing/Drilling

## DTW700 / DTW701 18V Cordless Impact Wrench

18V LXT BL Cordless 1/2" (12.7 mm) 700 N-m (520 ft.lbs.) Impact Wrench, Forward/Reverse Rotation Auto Stop Mode



DTW700:  
C ring



DTW701:  
Pin detent

Square drive	12.7 mm (1/2")
Max fastening torque	700 N-m (520 ft.lbs.)
Fastening capacities	Standard bolt: M10 - M24 (3/8 - 1") High strength bolt (Grade 10.9): M10 - M16 (3/8 - 5/8")
Nut-busting torque	1,000 N-m (740 ft.lbs.)
No load speed	Max / Hard / Med. / Soft: 0 - 2,200 / 0 - 1,900 / 0 - 1,200 / 0 - 500 min <sup>-1</sup>
Impacts per minute (IPM)	Max / Hard / Med. / Soft: 0 - 2,700 / 0 - 2,400 / 0 - 1,700 / 0 - 1,000
Dimensions (L x W x H)	w/ BL1815N / BL1820B: 170 x 81 x 258 mm (6-11/16 x 3-3/16 x 10") w/ BL1830B / BL1840B / BL1850B / BL1860B: 170 x 81 x 276 mm (6-11/16 x 3-3/16 x 10-7/8")
Net weight	2.3 - 2.7 kg (5.1 - 6.0 lbs.)



Belt clip, Battery, Charger

## DTW450 18V Cordless Impact Wrench

18V LXT Li-Ion Cordless 1/2" (12.7 mm) 440 N-m (325 ft.lbs.) Impact Wrench



Square drive	12.7 mm (1/2")
Max fastening torque	440 N-m (325 ft.lbs.)
Fastening capacities	Standard bolt: M12 - M22 (1/2 - 7/8") High strength bolt: M12 - M16 (1/2 - 5/8")
No load speed (RPM)	1,600
Impacts per minute (IPM)	2,200
Dimensions (L x W x H)	266 x 82 x 290 mm (10-1/2 x 3-1/4 x 11-3/8")
Net weight	3.1 - 3.4 kg (7.6 - 6.9 lbs.)



Hook, Battery, Charger

## DTW300 / DTW301 18V Cordless Impact Wrench

18V LXT BL Cordless 1/2" (12.7 mm) 330 N-m (240 ft.lbs.) Impact Wrench, Forward/Reverse Rotation Auto Stop Mode



DTW300:  
C ring



DTW301:  
Pin detent

Square drive	12.7 mm (1/2")
Max fastening torque	330 N-m (240 ft.lbs.)
Fastening capacities	Standard bolt: M10 - M20 (3/8 - 3/4") High strength bolt: M10 - M16 (3/8 - 5/8")
Nut-busting torque	580 N-m (430 ft.lbs.)
No load speed	Max / Hard / Med. / Soft: 0 - 3,200 / 0 - 2,600 / 0 - 1,800 / 0 - 1,000 min <sup>-1</sup>
Impacts per minute (IPM)	Max / Hard / Med. / Soft: 0 - 4,000 / 0 - 3,400 / 0 - 2,600 / 0 - 1,800
Dimensions (L x W x H)	w/ BL1815N / BL1820B: 144 x 81 x 228 mm (5-5/8 x 3-3/16 x 9") w/ BL1830B / BL1840B / BL1850B / BL1860B: 144 x 81 x 246 mm (5-5/8 x 3-3/16 x 9-11/16")
Net weight	1.5 - 1.8 kg (3.4 - 4.1 lbs.)



Belt clip, Battery, Charger

## DTW302 18V Cordless Impact Wrench

18V LXT BL Cordless 3/8" (9.5 mm) 300 N-m (220 ft.lbs.) Impact Wrench, Forward/Reverse Rotation Auto Stop Mode



Square drive	9.5 mm (3/8")
Max fastening torque	300 N-m (220 ft.lbs.)
Fastening capacities	Standard bolt: M10 - M20 (3/8 - 3/4") High strength bolt: M10 - M16 (3/8 - 5/8")
Nut-busting torque	500 N-m (370 ft.lbs.)
No load speed	Max / Hard / Med. / Soft: 0 - 3,200 / 0 - 2,600 / 0 - 1,800 / 0 - 1,000 min <sup>-1</sup>
Impacts per minute (IPM)	Max / Hard / Med. / Soft: 0 - 4,000 / 0 - 3,400 / 0 - 2,600 / 0 - 1,800
Dimensions (L x W x H)	w/ BL1815N / BL1820B: 138 x 81 x 228 mm (5-7/16 x 3-3/16 x 9") w/ BL1830B / BL1840B / BL1850B / BL1860B: 138 x 81 x 246 mm (5-7/16 x 3-3/16 x 9-11/16")
Net weight	1.4 - 1.8 kg (3.1 - 4.0 lbs.)



Belt clip, Battery, Charger

## DTW251 18V Cordless Impact Wrench

18V LXT Li-Ion Cordless 1/2" (12.7 mm) 230 N-m (170 ft.lbs.) Impact Wrench



Square drive	12.7 mm (1/2")
Max fastening torque	230 N-m (170 ft.lbs.)
Fastening capacities	Standard bolt: M10 - M16 (3/8 - 5/8") High strength bolt: M10 - M14 (3/8 - 9/16")
No load speed (RPM)	0 - 2,100
Impacts per minute (IPM)	0 - 3,200
Dimensions (L x W x H)	165 x 79 x 234 mm (6-1/2 x 3-1/8 x 9-1/4")
Net weight	1.5 - 1.8 kg (3.2 - 3.9 lbs.)



Charger, Battery

## DTW253 18V Cordless Impact Wrench

18V LXT Li-Ion Cordless 3/8" (9.5 mm) 210 N-m (155 ft.lbs.) Impact Wrench



Square drive	9.5 mm (3/8")
Max fastening torque	210 N-m (155 ft.lbs.)
Fastening capacities	Standard bolt: M8 - M16 (5/16 - 5/8") High strength bolt: M6 - M12 (1/4 - 1/2")
No load speed (RPM)	0 - 2,100
Impacts per minute (IPM)	0 - 3,200
Dimensions (L x W x H)	155 x 79 x 234 mm (6-1/8 x 3-1/8 x 9-1/4")
Net weight	1.3 - 1.6 kg (2.8 - 3.6 lbs.)



Battery, Charger

## DTW181 18V Cordless Impact Wrench

18V LXT BL Brushless Cordless 1/2" (12.7 mm) 210 N-m (155 ft.lbs.) Impact Wrench, Reverse Rotation Auto Stop Mode



Square drive	12.7 mm (1/2")
Max fastening torque	210 N-m (155 ft.lbs.)
Fastening capacities	Standard bolt: M8 - M16 (5/16 - 5/8") High strength bolt: M6 - M12 (1/4 - 1/2")
Nut-busting torque	330 N-m (245 ft.lbs.)
No load speed	Hard / Soft: 0 - 2,400 / 0 - 1,300 min <sup>-1</sup>
Impacts per minute (IPM)	Hard / Soft: 0 - 3,600 / 0 - 2,000
Dimensions (L x W x H)	w/ BL1815N / BL1820B: 151 x 79 x 218 mm (5-15/16 x 3-1/8 x 8-5/8") w/ BL1830B / BL1840B / BL1850B / BL1860B: 151 x 79 x 235 mm (5-15/16 x 3-1/8 x 9-1/4")
Net weight	1.2 - 1.5 kg (2.7 - 3.4 lbs.)



Belt clip, Battery, Charger

## DTW190 18V Cordless Impact Wrench

18V LXT Li-Ion Cordless 1/2" (12.7 mm) 190 N-m (140 ft.lbs.) Impact Wrench



Square drive	12.7 mm (1/2")
Max fastening torque	190 N-m (140 ft.lbs.)
Fastening capacities	Standard bolt: M8 - M16 (5/16 - 5/8") High strength bolt: M8 - M12 (5/16 - 1/2")
No load speed (RPM)	0 - 2,300
Impacts per minute (IPM)	0 - 3,000
Overall length	176 mm (6-15/16")
Net weight	1.4 - 1.8 kg (3.2 - 3.9 lbs.)



Shoulder strap (country-specific), Tool hanger (country-specific), Battery, Charger



**DTW180** Cordless Impact Wrench **18V**

18V LXT BL Brushless Cordless 3/8" (9.5 mm) 180 N-m (130 ft.lbs.) Impact Wrench, Reverse Rotation Auto Stop Mode



Square drive	9.5 mm (3/8")
Max fastening torque	180 N-m (230 ft.lbs.)
Fastening capacities	Standard bolt: M8 - M16 (5/16 - 5/8")
	High strength bolt: M6 - M12 (1/4 - 1/2")
Nut-busting torque	310 N-m (210 ft.lbs.)
No load speed	Hard / Soft: 0 - 2,400 / 0 - 1,300 min <sup>-1</sup>
Impacts per minute (IPM)	Hard / Soft: 0 - 3,600 / 0 - 2,000
Dimensions (L x W x H)	w/ BL1815N / BL1820B:
	144 x 79 x 218 mm (5-5/8 x 3-1/8 x 8-5/8")
	w/ BL1830B / BL1840B / BL1850B / BL1860B:
	144 x 79 x 235 mm (5-5/8 x 3-1/8 x 9-1/4")
Net weight	1.2 - 1.5 kg (2.7 - 3.4 lbs.)



Belt clip, Battery, Charger

**TW161D** Cordless Impact Wrench **12V max**

12Vmax CXT BL Brushless Cordless 1/2" (12.7 mm) 165 N-m (122 ft.lbs.) Impact Wrench



Square drive	12.7 mm (1/2")
Max fastening torque	165 N-m (122 ft.lbs.)
Fastening capacities	Standard bolt: M8 - M16 (5/16 - 5/8")
	High strength bolt: M6 - M12 (1/4 - 1/2")
Nut-busting torque	290 N-m (210 ft.lbs.)
No load speed	Hard / Soft: 0 - 2,400 / 0 - 1,300 min <sup>-1</sup>
Impacts per minute (IPM)	Hard / Soft: 0 - 3,600 / 0 - 2,000
Dimensions (L x W x H)	w/ BL1016/BL1021B:
	150 x 66 x 213 mm (5-7/8 x 2-5/8 x 8-3/8")
	w/ BL1041B:
	150 x 66 x 232 mm (5-7/8 x 2-5/8 x 9-1/8")
Net weight	1.1 - 1.2 kg (2.4 - 2.7 lbs.)



Belt clip, Battery, Charger

**TW160D** Cordless Impact Wrench **12V max**

12Vmax CXT BL Brushless Cordless 3/8" (9.5 mm) 160 N-m (120 ft.lbs.) Impact Wrench



Square drive	9.5 mm (3/8")
Max fastening torque	160 N-m (120 ft.lbs.)
Fastening capacities	Standard bolt: M8 - M16 (5/16 - 5/8")
	High strength bolt: M6 - M12 (1/4 - 1/2")
Nut-busting torque	290 N-m (210 ft.lbs.)
No load speed	Hard / Soft: 0 - 2,400 / 0 - 1,300 min <sup>-1</sup>
Impacts per minute (IPM)	Hard / Soft: 0 - 3,600 / 0 - 2,000
Dimensions (L x W x H)	w/ BL1016/BL1021B:
	144 x 66 x 213 mm (5-5/8 x 2-5/8 x 8-3/8")
	w/ BL1041B:
	144 x 66 x 232 mm (5-5/8 x 2-5/8 x 9-1/8")
Net weight	1.0 - 1.2 kg (2.2 - 2.6 lbs.)



Belt clip, Battery, Charger

**TW141D** Cordless Impact Wrench **12V max**

12Vmax CXT Li-Ion Cordless 1/2" (12.7 mm) 145 N-m (107 ft.lbs.) Impact Wrench



Square drive	12.7 mm (1/2")
Max fastening torque	145 N-m (107 ft.lbs.)
Fastening capacities	Standard bolt: M8 - M16 (5/16 - 5/8")
	High strength bolt: M6 - M12 (1/4 - 1/2")
Nut-busting torque	270 N-m (200 ft.lbs.)
No load speed (RPM)	0 - 2,600
Impacts per minute (IPM)	0 - 3,200
Dimensions (L x W x H)	w/ BL1016/BL1021B:
	168 x 66 x 205 mm (6-5/8 x 2-5/8 x 8-1/8")
	w/ BL1041B:
	168 x 66 x 224 mm (6-5/8 x 2-5/8 x 8-7/8")
Net weight	1.1 - 1.2 kg (2.4 - 2.7 lbs.)



Belt clip, Battery, Charger

**TW140D** Cordless Impact Wrench **12V max**

12Vmax CXT Li-Ion Cordless 3/8" (9.5 mm) 140 N-m (100 ft.lbs.) Impact Wrench



Square drive	9.5 mm (3/8")
Max fastening torque	140 N-m (100 ft.lbs.)
Fastening capacities	Standard bolt: M8 - M16 (5/16 - 5/8")
	High strength bolt: M6 - M12 (1/4 - 1/2")
No load speed (RPM)	0 - 2,600
Impacts per minute (IPM)	0 - 3,200
Dimensions (L x W x H)	w/ BL1016/BL1021B:
	161 x 66 x 205 mm (6-3/8 x 2-5/8 x 8-1/8")
	w/ BL1041B:
	161 x 66 x 224 mm (6-3/8 x 2-5/8 x 8-7/8")
Net weight	1 - 1.2 kg (2.3 - 2.7 lbs.)



Belt clip, Battery, Charger

**TW060D** Cordless Impact Wrench **12V max**

12Vmax CXT Li-Ion Cordless 1/4" (6.35 mm) 60 N-m (44 ft.lbs.) Impact Wrench



Square drive	6.35 mm (1/4")
Max fastening torque	60 N-m (44 ft.lbs.)
Fastening capacities	Standard bolt: M8 - M12 (5/16 - 1/2")
	High strength bolt: M6 - M10 (1/4 - 3/8")
No load speed (RPM)	0 - 2,600
Impacts per minute (IPM)	0 - 3,200
Dimensions (L x W x H)	w/ BL1016/BL1021B:
	161 x 66 x 205 mm (6-3/8 x 2-5/8 x 8-1/8")
	w/ BL1041B:
	161 x 66 x 224 mm (6-3/8 x 2-5/8 x 8-7/8")
Net weight	1.0 - 1.2 kg (2.2 - 2.6 lbs.)



Belt clip, Battery, Charger

**TW100D** Cordless Impact Wrench **10.8V**

10.8V (12V max) Li-Ion Cordless 3/8" (9.5 mm) 110 N-m (1,000 in.lbs.) Impact Wrench



Square drive	9.5 mm (3/8")
Max fastening torque	110 N-m (1,000 in.lbs.)
Fastening capacities	Standard bolt: M8 - M12 (5/16 - 1/2")
	High strength bolt: M6 - M10 (1/4 - 3/8")
No load speed (RPM)	0 - 2,300
Impacts per minute (IPM)	0 - 3,000
Dimensions (L x W x H)	163 x 54 x 178 mm (6-3/8 x 2-1/8 x 7")
Net weight	0.95 kg (2.1 lbs.)



Battery, Charger

**TW202D** Cordless Impact Wrench **18V**

18V Li-Ion Cordless 1/2" (12.7 mm) 200 N-m (148 ft.lbs.) Impact Wrench, G-Battery



Square drive	12.7 mm (1/2")
Max fastening torque	200 N-m (148 ft.lbs.)
Fastening capacities	Standard bolt: M8 - M16 (5/16 - 5/8")
	High strength bolt: M8 - M12 (5/16 - 1/2")
Nut-busting torque	320 N-m (236 ft.lbs.)
No load speed (RPM)	0 - 2,300
Impacts per minute (IPM)	0 - 3,000
Net weight	1.5 kg (3.3 lbs.)



Shoulder strap, Tool catcher, Battery, Charger

## Screwing/Drilling

## TW1000

Impact Wrench

## 1" (25.4 mm) 1,000 N-m (738 ft.lbs.) Impact Wrench



Continuous rating Input	1,200W
Fastening capacities	Standard bolt: M24 - M30 (15/16 - 1-3/16")
	High strength bolt: M22 - M24 (7/8 - 15/16")
Square drive	25.4 mm (1")
No load speed (RPM)	1,400
Impacts per minute (IPM)	1,500
Max fastening torque	1,000 N-m (738 ft.lbs.)
Dimensions (L x W x H)	382 x 110 x 290 mm (15 x 4-5/16 x 11-3/8")
Net weight	8.8 kg (19.4 lbs.)



Side grip

## 6906

Impact Wrench

## 3/4" (19 mm) 588 N-m (441 ft.lbs.) Impact Wrench



Continuous rating Input	850W
Capacity	Standard bolt: M16 - M22 (5/8 - 7/8")
	High strength bolt: M16 - M20 (5/8 - 3/4")
Square drive	19 mm (3/4")
No load speed (RPM)	1,700
Impacts per minute (IPM)	1,600
Max fastening torque	588 N-m (441 ft.lbs.)
Overall length	327 mm (12-7/8")
Net weight	5.6 kg (12.2 lbs.)



Side grip, Socket

## 6905H

Impact Wrench

## 1/2" (12.7 mm) 294 N-m (217 ft.lbs.) Impact Wrench



Continuous rating Input	470W
Fastening capacities	Standard bolt: M12 - M20 (1/2 - 3/4")
	High strength bolt: M12 - M16 (1/2 - 5/8")
Square drive	12.7 mm (1/2")
No load speed (RPM)	2,200
Impacts per minute (IPM)	2,600
Max fastening torque	294 N-m (217 ft.lbs.)
Dimensions (L x W x H)	275 x 86 x 197 mm (10-7/8 x 3-3/8 x 7-3/4")
Net weight	2.4 kg (5.2 lbs.)



Socket x3

## TW0350

Impact Wrench

## 1/2" (12.7 mm) 350 N-m (260 ft.lbs.) Impact Wrench



Continuous rating Input	400W
Fastening capacities	Standard bolt: M12 - M22 (1/2 - 7/8")
	High strength bolt: M12 - M16 (1/2 - 5/8")
Square drive	12.7 mm (1/2")
No load speed (RPM)	2,000
Impacts per minute (IPM)	2,000
Max fastening torque	350 N-m (260 ft.lbs.)
Dimensions (L x W x H)	283 x 87 x 233 mm (11-1/8 x 3-7/16 x 9-1/8")
Net weight	3 kg (6.6 lbs.)



Socket

## TW0200

Impact Wrench

## 1/2" (12.7 mm) 200 N-m (150 ft.lbs.) Impact Wrench



Continuous rating Input	380W
Fastening capacities	Standard bolt: M10 - M16 (3/8 - 5/8")
	High strength bolt: M10 - M12 (3/8 - 1/2")
Square drive	12.7 mm (1/2")
No load speed (RPM)	0 - 2,200
Impacts per minute (IPM)	0 - 2,200
Max fastening torque	200 N-m (150 ft.lbs.)
Dimensions (L x W x H)	251 x 72 x 220 mm (9-7/8 x 2-13/16 x 8-5/8")
Net weight	2.1 kg (4.7 lbs.)



Socket x3, Hook

## 6953

Impact Wrench

## 1/2" (12.7 mm) 150 N-m (110 ft.lbs.) Impact Wrench



Continuous rating Input	280W
Fastening capacities	Standard bolt: M10 - M16 (3/8 - 5/8")
	High strength bolt: M8 - M12 (5/16 - 1/2")
Square drive	12.7 mm (1/2")
No load speed (RPM)	0 - 3,000
Impacts per minute (IPM)	0 - 3,000
Max fastening torque	150 N-m (111 ft.lbs.)
Overall length	233 mm (9-1/8")
Net weight	1.5 kg (3.2 lbs.)



## DWR180

Cordless Ratchet Wrench

18V

## 18V LXT Li-Ion Cordless 47.5 N-m (420 in.lbs.) Ratchet Wrench



Capacity	Standard bolt: M5 - M12 (3/16 - 1/2")
	High strength bolt: M5 - M10 (3/16 - 3/8")
Square drive	9.5 / 6.35 mm (3/8 / 1/4")
No load speed (RPM)	0 - 800
Max fastening torque	47.5 N-m (420 in.lbs.)
Flats width	13 mm (1/2")
Angle head size	Diameter: 31 mm (1-7/32")
	Height: 25.5 mm (1")
Dimensions (L x W x H)	w/ BL1815N / BL1820B:
	369 x 79 x 69 mm (14-1/2 x 3-1/8 x 2-3/4")
	w/ BL1830B / BL1840B / BL1850B / BL1860B:
369 x 79 x 87 mm (14-1/2 x 3-1/8 x 3-7/16")	
Net weight	1.2 - 1.6 kg (2.6 - 3.5 lbs.)

LXT XPT



Socket adapter, Battery, Charger

## WR100D

Cordless Ratchet Wrench

12V max

## 12Vmax CXT Li-Ion Cordless 47.5 N-m (420 in.lbs.) Ratchet Wrench



Capacity	Standard bolt: M5 - M12 (3/16 - 1/2")
	High strength bolt: M5 - M10 (3/16 - 3/8")
Square drive	9.5 / 6.35 mm (3/8 / 1/4")
No load speed (RPM)	0 - 800
Max fastening torque	47.5 N-m (420 in.lbs.)
Flats width	13 mm (1/2")
Angle head size	Diameter: 31 mm (1-7/32")
	Height: 25.5 mm (1")
Dimensions (L x W x H)	w/ BL1016/BL1021B:
	341 x 67 x 63 mm (13-7/16 x 2-5/8 x 2-1/2")
	w/ BL1041B:
341 x 67 x 84 mm (13-7/16 x 2-5/8 x 3-5/16")	
Net weight	1.0 - 1.2 kg (2.3 - 2.7 lbs.)

CXT XPT



Socket adapter, Battery, Charger

# Screwing/Drilling

## DTL063 Cordless Angle Impact Wrench 18V

18V LXT Li-Ion Cordless 3/8" (9.5 mm) 60 N-m Angle Impact Wrench



Fastening capacities	Standard bolt: M4 - M12 (5/32 - 1/2") High strength bolt: M4 - M8 (5/32 - 5/16")
Square drive	9.5 mm (3/8")
No load speed (RPM)	0 - 2,000
Impacts per minute (IPM)	0 - 3,000
Max fastening torque	60 N-m
Dimensions (L x W x H)	387 x 78 x 116 mm (15-1/4 x 3-1/16 x 4-9/16")
Net weight	1.4 - 2 kg (3.1 - 4.3 lbs.)



Charger, Battery

## TL065D Cordless Angle Impact Wrench 12V max

12V max CXT Li-Ion Cordless 60 N-m (530 in.lbs.) Angle Impact Wrench



Capacity	Standard bolt: M4 - M12 (5/32 - 1/2") High strength bolt: M4 - M8 (5/32 - 5/16")
Square drive	9.5 mm (3/8")
No load speed (RPM)	0 - 2,000
Impacts per minute (IPM)	0 - 3,000
Max fastening torque	60 N-m (530 in.lbs.)
Dimensions (L x W x H)	361 x 66 x 86 mm (14-1/4 x 2-5/8 x 3-3/8")
Net weight	1.2 - 1.6 kg (2.7 - 3.6 lbs.)



Belt clip, Battery, Charger

## WT001G Cordless Shear Wrench 40V max

40Vmax XGT BL Brushless Cordless M16 (5/8") / M20 (3/4") / M22 (7/8") 804 N-m (593 ft.lbs.) Shear Wrench



Capacity	High strength torque shear bolt (HTB): M16, M20, M22 (5/8, 3/4, 7/8") Super (high) strength torque shear bolt (SHTB): M16, M20 (5/8, 3/4")
No load speed	17 min <sup>-1</sup>
Max fastening torque	804 N-m (593 ft.lbs.)
Dimensions (L x W x H)	w/ M22 Sleeve, w/ BL4040: 270 x 95 x 340 mm (10-5/8 x 3-3/4 x 13-3/8")
Net weight	5.2 - 5.9 kg (11.5 - 13 lbs.)



- Screwdriver, Shoulder belt, Outer sleeve, Inner sleeve, Battery, Charger

## DWT310 Cordless Shear Wrench 18V x2

18V X2 (36V) LXT BL Brushless Cordless M16 (5/8") / M20 (3/4") / M22 (7/8") 804 N-m (593 ft.lbs.) Shear Wrench



Capacity	High strength torque shear bolt (HTB): M16, M20, M22 (5/8, 3/4, 7/8") Super (high) strength torque shear bolt (SHTB): M16, M20 (5/8, 3/4")
No load speed	14 min <sup>-1</sup>
Max fastening torque	804 N-m (593 ft.lbs.)
Dimensions (L x W x H)	296 x 130 x 377 mm (11-5/8 x 5-1/8 x 14-7/8")
Net weight	6.5 - 7.1 kg (14.3 - 15.7 lbs.)



- Screwdriver, Shoulder belt, Battery, Charger

## 6924N Shear Wrench

M22 (7/8") / M24 (1") / SHTB22 1,100 N-m (810 ft.lbs.) Shear Wrench



Continuous rating Input	1,050W
Capacity	Bolt: M22, M24 (7/8, 1") Super high tensile bolt: M22
No load speed (RPM)	19
Max fastening torque	1,100 N-m (810 ft.lbs.)
Dimensions (L x W x H)	330 x 104 x 257 mm (13 x 4-1/8 x 10-1/8")
Net weight	7.5 kg (16.6 lbs.)



- Screwdriver

## 6922NB Shear Wrench

M16 (5/8") / M20 (3/4") / M22 (7/8") 804 N-m (593 ft.lbs.) Shear Wrench



Continuous rating Input	1,330W
Capacity	Bolt: M16, M20, M22 (5/8, 3/4, 7/8")
No load speed (RPM)	18
Max fastening torque	804 N-m (593 ft.lbs.)
Dimensions (L x W x H)	249 x 84 x 252 mm (9-13/16 x 3-5/16 x 9-15/16")
Net weight	4.9 kg (10.8 lbs.)



- Screwdriver



# Screwing/Drilling

Screwing/Drilling

## DBM080

Diamond Core Drill

82 mm (3-1/8") 1,300 W Diamond Core Drill, Dry



Continuous rating Input	1,300W
Capacity	Concrete (w/ Diamond core bit): 82 mm (3-1/4")
Tool holder	(Spindle): M18
No load speed (RPM)	0 - 3,400
Net weight	3.4 kg (7.5 lbs.)



## DBM130

Diamond Core Drill

132 mm (5-3/16") 1,700 W Diamond Core Drill, Dry



Continuous rating Input	1,700W
Capacity	Concrete (w/ Diamond core bit) Hi: 70 mm (2-3/4") Concrete (w/ Diamond core bit) Lo: 132 mm (5-3/16")
Tool holder	(Spindle): M18
No load speed (RPM)	High: 0 - 3,000 Low: 0 - 1,500
Net weight	5.5 kg (12.1 lbs.)



## DBM230

Diamond Core Drill

230 mm (9") 2,500 W Diamond Core Drill



Continuous rating Input	2,500W
Capacity	Concrete (w/ Diamond core bit): 230 mm (9")
No load speed (RPM)	3rd: 1,700 2nd: 1,040 1st: 390
Net weight	37.5 kg (82.7 lbs.)



## DBM131

Diamond Core Drill

132 mm (5-3/16") 1,700 W Diamond Core Drill, Wet & Dry



Continuous rating Input	1,700W
Capacity	Concrete (w/ Diamond core bit) Hi: 70 mm (2-3/4") Concrete (w/ Diamond core bit) Lo: 132 mm (5-3/16")
Tool holder	(Spindle): M18
No load speed (RPM)	High: 0 - 2,300 Low: 0 - 1,100
Net weight	6.3 kg (13.9 lbs.)



## DG002G

Cordless Earth Auger

40V max

40Vmax XGT BL ADT Cordless Earth Auger



Max drilling capacity	200 mm
No load speed (RPM)	High: 0 - 1,500 Low: 0 - 400
Max torque	High: 55 N-m (487 in.lbs) Low: 136 N-m (1,210 in.lbs)
Dimensions (L x W x H)	w/ BL4040: 842 x 605 x 194 mm (33-1/4 x 23-3/4 x 7-5/8")
Net weight	6.8 - 8.0 kg (15.0 - 17.6 lbs.)



Hex wrench, Battery, Charger

## DG001G

Cordless Earth Auger

40V max

40Vmax XGT BL ADT Cordless Earth Auger



Max drilling capacity	200 mm
Capacity	Clay soil: 150 mm Sandy soil: 200 mm
Chuck capacity	2 - 13 mm (1/16 - 1/2")
No load speed (RPM)	High: 0 - 1,500 / Low: 0 - 400
Max torque	High: 55 N-m (487 in.lbs) Low: 136 N-m (1,210 in.lbs)
Dimensions (L x W x H)	w/ BL4020 / BL4025: 836 x 605 x 199 mm (33 x 23-3/4 x 7-7/8") w/ BL4040: 842 x 605 x 199 mm (33-1/4 x 23-3/4 x 7-7/8") w/ BL4050F: 863 x 605 x 199 mm (34 x 23-3/4 x 7-7/8")
Net weight	7.2 - 8.1 kg (15.9 - 17.9 lbs.)



Chuck key, Chuck key holder, Hex wrench, Adapter, Battery, Charger

## DDG461

Cordless Earth Auger

18V x2

18V X2 (36V) LXT BL ADT Cordless Earth Auger



Max drilling capacity	200 mm
No load speed (RPM)	High: 0 - 1,400 Low: 0 - 350
Max torque	High: 48 N-m (430 in.lbs) Low: 136 N-m (1,210 in.lbs)
Dimensions (L x W x H)	w/ BL1830B / BL1840B / BL1850B / BL1860B: 840 x 607 x 223 mm (33 x 23-7/8 x 8-3/4")
Net weight	7.0 - 7.6 kg (15.4 - 16.8 lbs.)



Hex wrench, Battery, Charger

## DDG460

Cordless Earth Auger

18V x2

18V X2 (36V) LXT BL ADT Cordless Earth Auger



Capacity	Clay soil: 150 mm Sandy soil: 200 mm
Chuck capacity	2 - 13 mm (5/64 - 1/2")
No load speed (RPM)	High: 0 - 1,400 Low: 0 - 350
Dimensions (L x W x H)	w/ BL1830B / BL1840B / BL1850B / BL1860B: 840 x 607 x 223 mm (33 x 23-7/8 x 8-3/4")
Net weight	7.3 - 8.2 kg (16.1 - 18.1 lbs.)



Chuck key, Hex wrench, Adapter, Battery, Charger

# Screwing/Drilling

## DFS452

Cordless Screwdriver

18V

18V LXT BL Brushless Cordless 0-4,000 RPM Push Drive Technology Screwdriver, LED Light, Silent Clutch



Capacity	Self-drilling screw: 6 mm (1/4") Drywall screw: 5 mm (3/16")
Driving shank (Hex)	6.35 mm (1/4")
No load speed (RPM)	0 - 4,000
Dimensions (L x W x H)	251 x 79 x 259 mm (10 x 3-1/8 x 11-1/4")
Net weight	1.5 - 1.8 kg (3.2 - 3.9 lbs.)

LXT BL MOTOR XPT



Phillips bit, Magnetic bit holder, Belt clip, Battery, Charger

## DFS451

Cordless Screwdriver

18V

18V LXT Li-Ion Cordless 0-4,000 RPM Screwdriver with LED Light, Silent Clutch



Capacity	Drywall screw: 4 mm (5/32")
Driving shank (Hex)	6.35 mm (1/4")
No load speed (RPM)	0 - 4,000
Dimensions (L x W x H)	281 x 80 x 241 mm (11-1/8 x 3-1/8 x 9-1/2")
Net weight	1.5 - 1.8 kg (3.2 - 4 lbs.)

LXT



Phillips bit, Magnetic bit holder, Belt clip, Battery, Charger

## DFS250

Cordless Screwdriver

18V

18V LXT BL Brushless Cordless 0-2,500 RPM High Torque Push Drive Technology Screwdriver with LED Light, Silent Clutch



Capacity	Coarse thread: 4.5 x 90 mm (3/16 x 3-1/2") Self-drilling screw: 6 mm (1/4") Drywall screw: 5 mm (3/16")
Driving shank (Hex)	6.35 mm (1/4")
No load speed (RPM)	0 - 2,500
Dimensions (L x W x H)	259 x 79 x 259 mm (10-1/4 x 3-1/8 x 10-1/4")
Net weight	1.5 - 1.9 kg (3.4 - 4.1 lbs.)

LXT BL MOTOR



Phillips bit, Magnetic bit holder, Belt clip, Battery, Charger

## DFS251

Cordless Screwdriver

18V

18V LXT BL Brushless Cordless 0-2,500 RPM High Torque Push Drive Technology Screwdriver with LED Light



Capacity	Self-drilling screw: 6 mm (1/4") Drywall screw: 5 mm (3/16") Hex socket screw: 6 mm (1/4")
Driving shank (Hex)	6.35 mm (1/4")
No load speed (RPM)	0 - 2,500
Dimensions (L x W x H)	237 x 79 x 259 mm (9-3/8 x 3-1/8 x 11-1/4")
Net weight	1.5 - 1.8 kg (3.2 - 3.9 lbs.)

LXT BL MOTOR



Magnetic socket bit, Battery, Charger

## FS2700

Screwdriver

570 W 0-2,500 RPM 6 Stage Adjustable Torque Screwdriver with LED Light



Continuous rating Input	570W
Capacity	Self-drilling screw: 6 mm (1/4") Machine screw: 8 mm (5/16") Wood screw: 6.2 mm (1/4")
Driving shank (Hex)	6.35 mm (1/4")
No load speed (RPM)	0 - 2,500
Dimensions (L x W x H)	301 x 70 x 207 mm (11-7/8 x 2-3/4 x 8-1/8")
Net weight	1.8 kg (4 lbs.)



## FS2500

Screwdriver

570 W 0-2,500 RPM Screwdriver with LED Light



Continuous rating Input	570W
Capacity	Drywall screw: 5 mm (3/16") Self-drilling screw: 6 mm (1/4")
Driving shank (Hex)	6.35 mm (1/4")
No load speed (RPM)	0 - 2,500
Dimensions (L x W x H)	280 x 70 x 207 mm (11 x 2-3/4 x 8-1/8")
Net weight	1.5 kg (3.4 lbs.)



Magnetic socket bit

## FS2701

Screwdriver

570 W 0-2,500 RPM 6 Stage Adjustable Torque Screwdriver with LED Light



Continuous rating Input	570W
Capacity	Self-drilling screw: 6 mm (1/4") Machine screw: 8 mm (5/16") Wood screw: 6.2 mm (1/4")
Driving shank (Hex)	6.35 mm (1/4")
No load speed (RPM)	0 - 2,500
Dimensions (L x W x H)	283 x 70 x 207 mm (11-1/8 x 2-3/4 x 8-1/8")
Net weight	1.7 kg (3.8 lbs.)



# Screwing/Drilling

Screwing/Drilling

## DFR452 Cordless Auto Feed Screwdriver 18V

18V LXT BL Cordless 0-6,000 RPM 41 mm (1-5/8") Auto Feed Screwdriver with Silent Clutch



Screw strip	3.5 - 4.2 x 20 - 41 mm (1/8 - 5/32 x 13/16 - 1-5/8")
Driving shank (Hex)	6.35 mm (1/4")
No load speed	0-6,000 min <sup>-1</sup>
Dimensions (L x W x H)	w/ BL1815N / BL1820B: 360 x 88 x 194 mm (14-1/8 x 3-1/2 x 7-5/8") w/ BL1830B / BL1840B / BL1850B / BL1860B: 360 x 88 x 211 mm (14-1/8 x 3-1/2 x 8-5/16")
Net weight	1.9 - 2.2 kg (4.2 - 4.9 lbs.)

LXT BL XPT



Phillips bit x3, Belt clip, Battery, Charger

## DFR551 Cordless Auto Feed Screwdriver 18V

18V LXT BL Cordless 0-6,000 RPM 55 mm (2-3/16") Auto Feed Screwdriver with Silent Clutch



Screw strip	3.5 - 4.2 x 25 - 55 mm (1/8 - 5/32 x 1 - 2-3/16")
Driving shank (Hex)	6.35 mm (1/4")
No load speed	0-6,000 min <sup>-1</sup>
Dimensions (L x W x H)	w/ BL1815N / BL1820B: 396 x 88 x 194 mm (15-5/8 x 3-1/2 x 7-5/8") w/ BL1830B / BL1840B / BL1850B / BL1860B: 396 x 88 x 211 mm (15-5/8 x 3-1/2 x 8-5/16")
Net weight	1.9 - 2.2 kg (4.2 - 4.9 lbs.)

LXT BL XPT



Phillips bit x3, Belt clip, Battery, Charger

## DFR453 Cordless Auto Feed Screwdriver 18V

18V LXT BL Cordless 0-4,500 RPM 41 mm (1-5/8") Auto Feed Screwdriver with Silent Clutch

new



Screw strip	3.5 - 4.2 x 20 - 41 mm (1/8 - 5/32 x 13/16 - 1-5/8")
Driving shank (Hex)	6.35 mm (1/4")
No load speed	0-4,500 min <sup>-1</sup>
Dimensions (L x W x H)	w/ BL1830B / BL1840B / BL1850B / BL1860B: 360 x 88 x 211 mm (14-1/8 x 3-1/2 x 8-5/16")
Net weight	1.9 - 2.2 kg (4.2 - 4.9 lbs.)

LXT BL XPT



Phillips bit x3, Belt clip, Battery, Charger

## DFR552 Cordless Auto Feed Screwdriver 18V

18V LXT BL Cordless 0-4,500 RPM 55 mm (2-3/16") Auto Feed Screwdriver with Silent Clutch

new



Screw strip	3.5 - 4.2 x 25 - 55 mm (1/8 - 5/32 x 1 - 2-3/16")
Driving shank (Hex)	6.35 mm (1/4")
No load speed	0-4,500 min <sup>-1</sup>
Dimensions (L x W x H)	w/ BL1830B / BL1840B / BL1850B / BL1860B: 396 x 88 x 211 mm (15-5/8 x 3-1/2 x 8-5/16")
Net weight	1.9 - 2.2 kg (4.2 - 4.9 lbs.)

LXT BL XPT



Phillips bit x3, Belt clip, Battery, Charger

## DFR550 Cordless Auto Feed Screwdriver 18V

18V LXT Li-Ion Cordless 4,000 RPM 55 mm (2-3/16") Auto Feed Screwdriver with Silent Clutch



Screw strip	4 x 25 - 55 mm (5/32 x 1 - 2-3/16")
Driving shank (Hex)	6.35 mm (1/4")
No load speed	4,000 min <sup>-1</sup>
Dimensions (L x W x H)	424 x 80 x 238 mm (16-3/4 x 3-1/8 x 9-3/8")
Net weight	2.1 - 3.1 kg (4.6 - 6.9 lbs.)

LXT



Phillips bit x3, Battery, Charger

## DFR750 Cordless Auto Feed Screwdriver 18V

18V LXT Li-Ion Cordless 4,000 RPM 75 mm (2-15/16") Auto Feed Screwdriver with Silent Clutch



Screw strip	4 x 45 - 75 mm (5/32 x 1-3/4 - 2-15/16")
Driving shank (Hex)	6.35 mm (1/4")
No load speed	4,000 min <sup>-1</sup>
Dimensions (L x W x H)	464 x 80 x 238 mm (18-1/4 x 3-1/8 x 9-3/8")
Net weight	2.1 - 3.2 kg (4.6 - 7 lbs.)

LXT



Phillips bit x3, Battery, Charger

## 6843 Auto Feed Screwdriver

470 W 6,000 RPM 55 mm (2-3/16") Auto Feed Screwdriver



Continuous rating Input	470W
Screw strip	4 x 25 - 55 mm (5/32 x 1 - 2-3/16")
Driving shank (Hex)	6.35 mm (1/4")
No load speed (RPM)	6,000
Dimensions (L x W x H)	400 x 75 x 243 mm (15-3/4 x 2-15/16 x 9-9/16")
Net weight	2 - 2.7 kg (4.4 - 6 lbs.)



Phillips bit x3, Belt clip

## 6842 Auto Feed Screwdriver

470 W 4,700 RPM 55 mm (2-3/16") Auto Feed Screwdriver



Continuous rating Input	470W
Screw strip	4 x 25 - 55 mm (5/32 x 1 - 2-3/16")
Driving shank (Hex)	6.35 mm (1/4")
No load speed (RPM)	4,700
Dimensions (L x W x H)	400 x 75 x 243 mm (15-3/4 x 2-15/16 x 9-9/16")
Net weight	2 - 2.7 kg (4.4 - 6 lbs.)



Phillips bit x3, Belt clip

# Screwing/Drilling

## FS4300

Drywall Screwdriver

570 W 0-4,000 RPM Drywall Screwdriver with LED Light, Silent Clutch



Continuous rating Input	570W
Capacity	Drywall screw: 5 mm (3/16") Self-drilling screw: 6 mm (1/4")
Driving shank (Hex)	6.35 mm (1/4")
No load speed (RPM)	0 - 4,000
Dimensions (L x W x H)	279 x 65 x 207 mm (11 x 2-9/16 x 8-1/8")
Net weight	1.4 kg (3.1 lbs.)



Phillips insert bit, Magnetic bit holder

## FS4200

Drywall Screwdriver

570 W 0-4,000 RPM Drywall Screwdriver with LED Light



Continuous rating Input	570W
Capacity	Drywall screw: 5 mm (3/16") Self-drilling screw: 6 mm (1/4")
Driving shank (Hex)	6.35 mm (1/4")
No load speed (RPM)	0 - 4,000
Dimensions (L x W x H)	269 x 65 x 207 mm (10-5/8 x 2-9/16 x 8-1/8")
Net weight	1.4 kg (3 lbs.)



Phillips insert bit, Magnetic bit holder

## FS4000

Drywall Screwdriver

570 W 0-4,000 RPM Drywall Screwdriver



Continuous rating Input	570W
Capacity	Drywall screw: 5 mm (3/16") Self-drilling screw: 6 mm (1/4")
Driving shank (Hex)	6.35 mm (1/4")
No load speed (RPM)	0 - 4,000
Dimensions (L x W x H)	269 x 65 x 207 mm (10-5/8 x 2-9/16 x 8-1/8")
Net weight	1.3 kg (2.9 lbs.)



Phillips insert bit, Magnetic bit holder

## FS2300

Drywall Screwdriver

570 W 0-2,500 RPM Drywall Screwdriver with LED Light, Silent Clutch



Continuous rating Input	570W
Capacity	Drywall screw: 5 mm (3/16") Self-drilling screw: 6 mm (1/4")
Driving shank (Hex)	6.35 mm (1/4")
No load speed (RPM)	0 - 2,500
Dimensions (L x W x H)	269 x 70 x 207 mm (11-3/8 x 2-3/4 x 8-1/8")
Net weight	1.6 kg (3.5 lbs.)



Phillips insert bit, Magnetic bit holder

## FS2200

Drywall Screwdriver

570 W 0-2,500 RPM Drywall Screwdriver with LED Light



Continuous rating Input	570W
Capacity	Drywall screw: 5 mm (3/16") Self-drilling screw: 6 mm (1/4")
Driving shank (Hex)	6.35 mm (1/4")
No load speed (RPM)	0 - 2,500
Dimensions (L x W x H)	287 x 70 x 207 mm (11-1/4 x 2-3/4 x 8-1/8")
Net weight	1.6 kg (3.5 lbs.)



Phillips insert bit, Magnetic bit holder

## FS6300R

Drywall Screwdriver

570 W 0-6,000 RPM Drywall Screwdriver with LED Light, Silent Clutch, 15 m (50') Detachable Cord



Continuous rating Input	570W
Capacity	Drywall screw: 4 mm (5/32")
Driving shank (Hex)	6.35 mm (1/4")
No load speed (RPM)	0 - 6,000
Dimensions (L x W x H)	279 x 65 x 207 mm (11 x 2-9/16 x 8-1/8")
Net weight	1.4 kg (3.1 lbs.)



Phillips insert bit, Magnetic bit holder

## FS6300

Drywall Screwdriver

570 W 0-6,000 RPM Drywall Screwdriver with LED Light, Silent Clutch



Continuous rating Input	570W
Capacity	Drywall screw: 4 mm (5/32")
Driving shank (Hex)	6.35 mm (1/4")
No load speed (RPM)	0 - 6,000
Dimensions (L x W x H)	279 x 65 x 207 mm (11 x 2-9/16 x 8-1/8")
Net weight	1.4 kg (3.1 lbs.)



Phillips insert bit, Magnetic bit holder

## FS6200

Drywall Screwdriver

570 W 0-6,000 RPM Drywall Screwdriver with LED Light



Continuous rating Input	570W
Capacity	Drywall screw: 4 mm (5/32")
Driving shank (Hex)	6.35 mm (1/4")
No load speed (RPM)	0 - 6,000
Dimensions (L x W x H)	269 x 65 x 207 mm (10-5/8 x 2-9/16 x 8-1/8")
Net weight	1.4 kg (3 lbs.)



Phillips insert bit, Magnetic bit holder

# Comparison List

Model No.	No load speed (rpm)	Mechanical 3-Speed / 2-Speed	Torque Setting	Max. fastening torque Hard / Soft (N·m)	Overall length (mm)	Net weight (kg)	BL motor
<b>Cordless Driver Drill</b>							
DF001G	0-2,600 / 650	2-Speed	21 / 41	140 / 68	181	2.7 - 3.0 kg (5.9 - 6.6 lbs.)	●
DF002G	0-2,200 / 600	2-Speed	21	64 / 30	164	1.9 - 2.5 kg (4.2 - 5.5 lbs.)	●
DDF486	0-2,100 / 550	2-Speed	21	130 / 65	178	2.3 - 2.6 kg (5.1 - 5.7 lbs.)	●
DDF489	0 - 1,800 / 550	2-Speed	21	73 / 40	174	1.8 - 2.5 kg (4.0 - 5.5 lbs.)	●
DDF484	0-2,000 / 500	2-Speed	21	54 / 30	172	1.5 - 1.8 kg (3.3 - 4.0 lbs.)	●
DDF485	0-1,900 / 500	2-Speed	21	50 / 27	169	1.4 - 1.7 kg (3.1 - 3.8 lbs.)	●
DDF487	0-1,700 / 500	2-Speed	20	40 / 25	150	1.3 - 1.6 kg (2.9 - 3.5 lbs.)	●
DDF458	0-2,000 / 400	2-Speed	21	91 / 58	225	2.1 - 2.5 kg (4.7 - 5.4 lbs.)	-
DDF451	0-1,700 / 600 / 300	3-Speed	16	80 / 40	238	2.3 - 2.6 kg (5.0 - 5.7 lbs.)	-
DDF482	0-1,900 / 600	2-Speed	21	62 / 36	185	1.5 - 1.8 kg (3.2 - 4.0 lbs.)	-
DDF453	0-1,300 / 400	2-Speed	16	42 / 27	222	1.7 - 2.0 kg (3.7 - 4.4 lbs.)	-
DDF083	0-1,700 / 500	2-Speed	20	40 / 23	124	1.1 - 1.4 kg (2.4 - 3.0 lbs.)	●
DF332D	0-1,500 / 450	2-Speed	20	35 / 21	154	1 - 1.2 kg (2.3 - 2.6 lbs.)	●
DF032D	0-1,500 / 450	2-Speed	20	35 / 21	124	0.88 - 1 kg (1.9 - 2.3 lbs.)	●
DF333D	0-1,700 / 450	2-Speed	20	30 / 14	179	1.1 - 1.2 kg (2.4 - 2.7 lbs.)	-
DF033D	0-1,700 / 450	2-Speed	20	30 / 14	149	0.9 - 1.1 kg (2.1 - 2.4 lbs.)	-
DF030D	0-1,300 / 350	2-Speed	18	24 / 14	157	0.89 kg (2 lbs.)	-
DF330D	0-1,300 / 350	2-Speed	18	24 / 14	189	1 kg (2.2 lbs.)	-
DF012D	650 / 200	2-Speed	21	5.6 / 3.6	218	0.53 kg (1.2 lbs.)	-
DF001D	220	-	-	4.0 / 3.0	287	0.36 kg (0.79 lbs.)	-
DF488D	0-1,400 / 400	2-Speed	16	42 / 24	221	1.7 kg (3.7 lbs.)	-
DF347D	0-1,400 / 400	2-Speed	16	30 / 15	198	1.4 kg (3.2 lbs.)	-

## Cordless Hammer Driver Drill

HP001G	0-2,600 / 650	2-Speed	21 / 41	140 / 68	182	2.7 - 3.0 kg (6.0 - 6.6 lbs.)	●
HP002G	0-2,200 / 600	2-Speed	21	64 / 30	174	2.0 - 2.6 kg (4.4 - 5.7 lbs.)	●
DHP486	0-2,100 / 550	2-Speed	21	130 / 65	178	2.3 - 2.7 kg (5.1 - 6.0 lbs.)	●
DHP489	0 - 1,800 / 550	2-Speed	21	73 / 40	175	1.8 - 2.5 kg (4.0 - 5.5 lbs.)	●
DHP484	0-2,000 / 500	2-Speed	21	54 / 30	182	1.6 - 1.9 kg (3.5 - 4.2 lbs.)	●
DHP485	0-1,900 / 500	2-Speed	21	50 / 27	182	1.5 - 1.8 kg (3.2 - 3.9 lbs.)	●
DHP487	0-1,700 / 500	2-Speed	20	40 / 25	164	1.4 - 1.7 kg (3.1 - 3.7 lbs.)	●
DHP458	0-2,000 / 400	2-Speed	21	91 / 58	225	2.2 - 2.6 kg (4.9 - 5.7 lbs.)	-
DHP451	0-1,700 / 600 / 300	3-Speed	16	80 / 40	250	2.5 - 2.9 kg (5.6 - 6.3 lbs.)	-
DHP482	0-1,900 / 600	2-Speed	21	62 / 36	198	1.5 - 1.8 kg (3.4 - 4.1 lbs.)	-
DHP453	0-1,300 / 400	2-Speed	16	42 / 27	240	1.7 - 2.0 kg (3.6 - 4.4 lbs.)	-
HP333D	0-1,700 / 450	2-Speed	20	30 / 14	193	1.1 - 1.3 kg (2.4 - 2.9 lbs.)	-
HP332D	0-1,500 / 450	2-Speed	20	35 / 21	168	1.1 - 1.3 kg (2.4 - 2.8 lbs.)	●
HP330D	0-1,500 / 400	2-Speed	18	24 / 12	201	1.1 kg (2.3 lbs.)	-
HP488D	0-1,400 / 400	2-Speed	16	42 / 24	239	1.8 kg (4.0 lbs.)	-
HP347D	0-1,400 / 400	2-Speed	16	30 / 15	216	1.4 kg (3.1 lbs.)	-



# Comparison List

Model No.	No load speed (rpm)	Electronic Speed	Max. fastening torque (N-m)	Overall length (mm)	Net weight (kg)	BL motor
-----------	---------------------	------------------	-----------------------------	---------------------	-----------------	----------

### Cordless Impact Driver

TD002G	0 - 3,700 / 3,200 / 2,100 / 1,100	4-Speed	220	119	1.7 - 2.9 kg (3.7 - 6.4 lbs.)	●
TD001G	0 - 3,700 / 3,200 / 2,100 / 1,100	4-Speed	220	120	1.7 - 2.0 kg (3.7 - 4.4 lbs.)	●
TD003G	0 - 3,700 / 3,200 / 2,100 / 1,100	4-Speed	210	121	1.7 - 2.9 kg (3.7 - 6.4 lbs.)	●
DTD172	0 - 3,600 / 3,200 / 2,100 / 1,100	4-Speed	180	114	1.2 - 1.5 kg (2.6 - 3.3 lbs.)	●
DTD154	0 - 3,600 / 2,100 / 1,100	3-Speed	175	117	1.3 - 1.6 kg (2.7 - 3.4 lbs)	●
DTD153	0 - 3,400	-	170	126	1.3 - 1.6 kg (2.8 - 3.5 lbs)	●
DTD152	0 - 2,900	-	165	137	1.3 - 1.6 kg (2.8 - 3.5 lbs)	-
DTD156	0 - 2,500	-	155	143	1.3 - 1.6 kg (2.9 - 3.6 lbs.)	-
DTD157	0 - 3,000 / 1,300	2-Speed	140	133	1.2 - 1.5 kg (2.6 - 3.3 lbs)	●
TD111D	0 - 3,000 / 1,300	2-Speed	135	135	0.97 - 1.1 kg (2.1 - 2.5 lbs.)	●
TD110D	0 - 2,600	-	110	153	1 - 1.2 kg (2.3 - 2.6 lbs.)	-
TD090D	0 - 2,400	-	90	155	0.92 kg (2 lbs.)	-
TD022D	0 - 2,450	-	25	227	0.55 - 0.56 kg (1.2 lbs.)	-
TD127D	0 - 2,300	-	140	173	1.5 kg (3.2 lbs.)	-
TD126D	0 - 2,400	-	135	173	1.4 kg (3.1 lbs.)	-

### Cordless 4 Mode Impact Driver (Impact-driver mode)

DTP141	0 - 2,700 / 2,200 / 1,300	3-Speed	150	171	1.5 - 1.9 kg (3.4 - 4.1 lbs)	●
--------	---------------------------	---------	-----	-----	------------------------------	---

### Cordless Oil-Pulse Driver

DTS141	0 - 3,200 / 2,000 / 1,200	3-Speed	40	136	1.3 - 1.6 kg (2.8 - 3.5 lbs)	●
--------	---------------------------	---------	----	-----	------------------------------	---

Model No.	Square drive	Max Fastening Torque (N-m)	No load speed (rpm)	Overall length (mm)	Net weight (kg)	BL motor
-----------	--------------	----------------------------	---------------------	---------------------	-----------------	----------

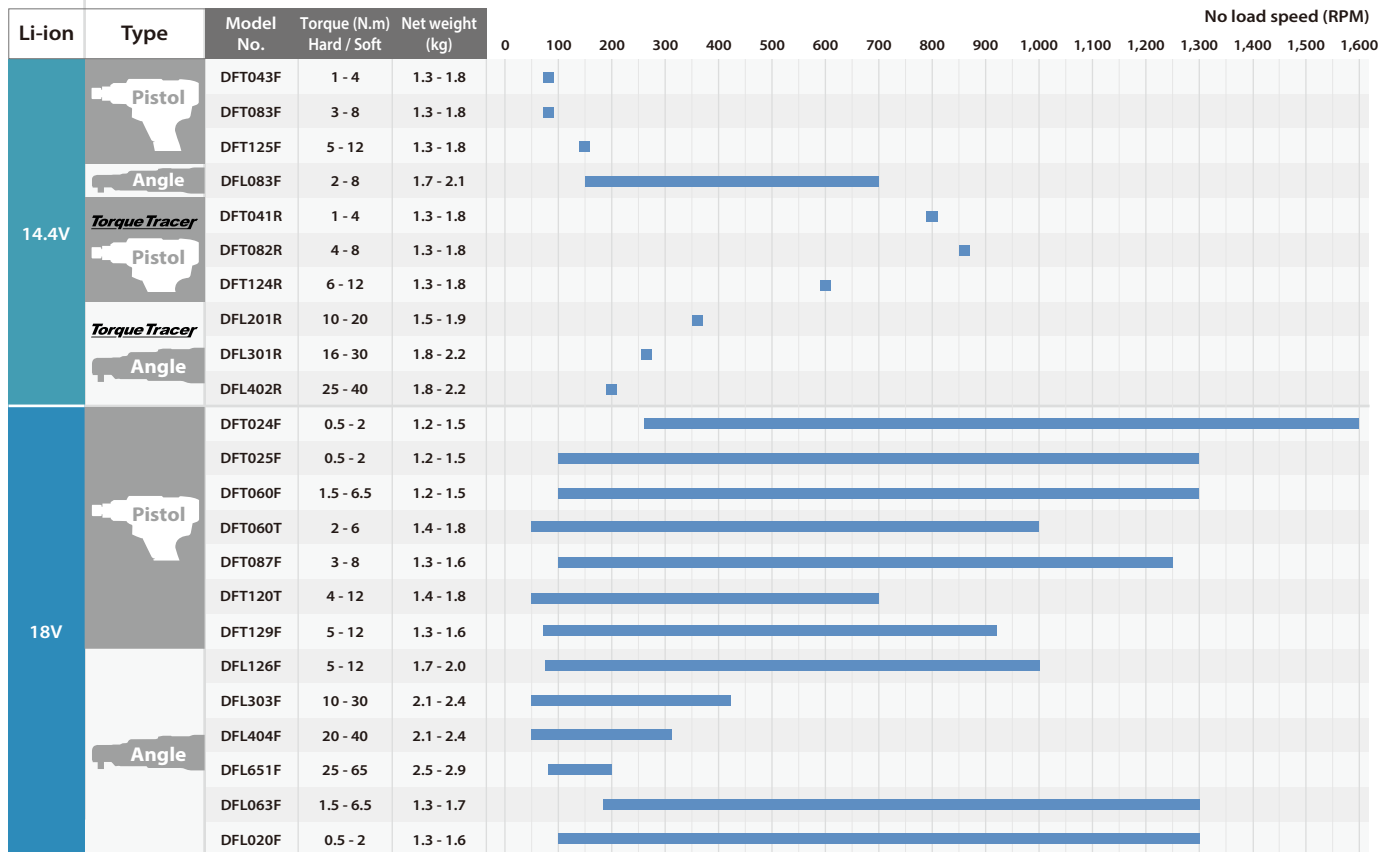
### Cordless Impact Wrench

TW009G	1" (25.4 mm)	2,715	0 - 1,200/ 850/ 700/ 600	435	11.1 kg (24.5lbs.)	●
TW010G	1" (25.4 mm)	2,715	0 - 1,200/ 850/ 700/ 600	569	12.2 kg (26.9lbs.)	●
TW001G	3/4" (19 mm)	1,800	0 - 1,800/ 1,400/ 1,150/ 950	217	3.9 - 4.2 kg (8.6 - 9.3 lbs.)	●
TW007G	1/2" (12.7mm)	760	0 - 2,300/ 1,900/ 1,200/ 600	170	2.7 - 3.3 kg (6.0 - 7.3 lbs.)	●
TW008G	1/2" (12.7mm)	760	0 - 2,300/ 1,900/ 1,200/ 600	170	2.7 - 3.3 kg (6.0 - 7.3 lbs.)	●
TW004G	1/2" (12.7mm)	350	0 - 3,200/ 2,600/ 1,800/ 1,000	144	1.9 - 2.2 kg (4.2 - 4.9 lbs.)	●
TW005G	1/2" (12.7mm)	350	0 - 3,200/ 2,600/ 1,800/ 1,000	144	1.9 - 2.2 kg (4.2 - 4.9 lbs.)	●
DTW1001	3/4" (19mm)	1,250	0-1,800/ 1,000/ 900	229	3.4 - 3.7 kg (7.5 - 8.2 lbs)	●
DTW1002	1/2" (12.7mm)	1,200	0-1,800/ 1,000/ 900	229	3.3 - 3.6 kg (7.3 - 8.0 lbs)	●
DTW1004	1/2" (12.7mm)	1,050	0-2,000/ 1,000/ 900	223	3.1 - 3.4 kg (6.8 - 7.5 lbs.)	●
DTW800	7/16" (11.2mm) Hex.	800	0-1,800/ 1,000/ 900	229	3.4 - 3.7 kg (8.2 - 7.5 lbs)	●
DTW700	1/2" (12.7mm)	700	0 - 2,200/ 1,900/ 1,200/ 500	170	2.3 - 2.7 kg (5.1 - 6.0 lbs)	●
DTW701	1/2" (12.7mm)	700	0 - 2,200/ 1,900/ 1,200/ 500	170	2.3 - 2.7 kg (5.1 - 6.0 lbs)	●
DTW450	1/2" (12.7mm)	440	1,600	266	3.1 - 3.4 kg (7.6 - 6.9 lbs)	-
DTW300	1/2" (12.7mm)	330	0 - 3,200/ 2,600/ 1,800/ 1,000	144	1.5 - 1.8 kg (3.4 - 4.1 lbs.)	●
DTW301	1/2" (12.7mm)	330	0 - 3,200/ 2,600/ 1,800/ 1,000	144	1.5 - 1.8 kg (3.4 - 4.1 lbs.)	●
DTW302	3/8" (9.5 mm )	300	0 - 3,200/ 2,600/ 1,800/ 1,000	138	1.4 - 1.8 kg (3.1 - 4.0 lbs.)	●
DTW251	1/2" (12.7mm)	230	0-2,100	165	1.5 - 1.8 kg (3.2 - 3.9 lbs)	-
DTW253	3/8" (9.5mm)	210	0-2,100	155	1.3 - 1.6 kg (2.8 - 3.6 lbs)	-
DTW181	1/2" (12.7mm)	210	0-2,400/ 1,300	151	1.2 - 1.5 kg (2.7 - 3.4 lbs.)	●
DTW190	1/2" (12.7mm)	190	0-2,300	176	1.4 - 1.8 kg (3.2 - 3.9 lbs)	-
DTW180	3/8" (9.5mm)	180	0-2,400/ 1,300	144	1.2 - 1.5 kg (2.7 - 3.4 lbs.)	●
TW161D	1/2" (12.7 mm)	165	0-2,400/ 1,300	150	1.1 - 1.2 kg (2.4 - 2.7 lbs.)	●
TW160D	3/8" (9.5 mm )	160	0-2,400/ 1,300	144	1.0 - 1.2 kg (2.2 - 2.6 lbs.)	●
TW141D	1/2" (12.7 mm)	145	0-2,600	168	1.1 - 1.2 kg (2.4 - 2.7 lbs.)	-
TW140D	3/8" (9.5 mm )	140	0-2,600	161	1.0 - 1.2 kg (2.3 - 2.7 lbs.)	-
TW060D	1/4" (6.35 mm)	60	0-2,600	161	1.0 - 1.2 kg (2.2 - 2.6 lbs.)	-
TW100D	3/8" (9.5 mm )	110	0-2,300	163	0.95 kg (2.1 lbs.)	-
TW202D	1/2" (12.7 mm)	200	0 - 2,300	176	1.5 kg (3.3 lbs.)	-

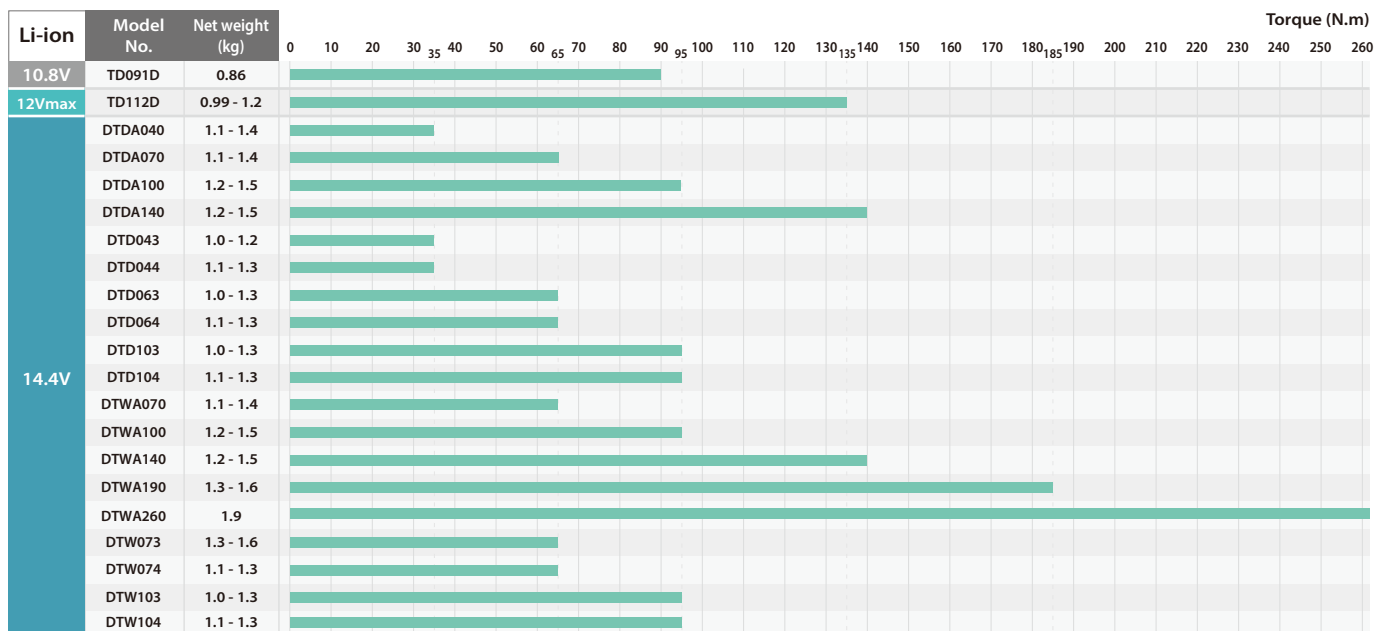
# Cordless Tools for Industry



## Screwdriver, Angle Screwdriver



## Impact Driver, Impact Wrench



## Cordless Screwdriver

### 18V LXT BL Brushless Programmable Cordless Screwdriver

18V



LXT BL



	DFT060T	DFT120T
Driving shank (Hex)	6.35 mm (1/4")	6.35 mm (1/4")
No load speed (RPM)	50 - 1,000	50 - 700
Fastening torque	Hard / Soft: 2 - 6 / 2 - 6 N·m (18 - 53 / 18 - 53 in.lbs.)	Hard / Soft: 4 - 12 / 4 - 12 N·m (35 - 106 / 35 - 106 in.lbs.)
Dimensions (L x W x H)	w/ BL1815N / BL1820B: 206 x 75 x 247 mm (8-1/8 x 2-15/16 x 9-3/4") w/ BL1830B / BL1840B / BL1850B / BL1860B: 206 x 75 x 263 mm (8-1/8 x 2-15/16 x 10-3/8")	w/ BL1815N / BL1820B: 206 x 75 x 247 mm (8-1/8 x 2-15/16 x 9-3/4") w/ BL1830B / BL1840B / BL1850B / BL1860B: 206 x 75 x 263 mm (8-1/8 x 2-15/16 x 10-3/8")
Net weight	1.4 - 1.8 kg (3.1 - 4.0 lbs.)	1.4 - 1.8 kg (3.1 - 4.0 lbs.)

Protector (country-specific)

## Cordless Screwdriver

### 18V LXT BL Brushless Programmable Cordless Screwdriver

18V



LXT BL



	DFT024F	DFT025F	DFT060F
Driving shank (Hex)	6.35 mm (1/4")	6.35 mm (1/4")	6.35 mm (1/4")
No load speed (RPM)	260 - 1,600	100 - 1,300	100 - 1,300
Fastening torque	Hard / Soft: 0.5 - 2 / 0.5 - 2 N·m (4 - 18 / 4 - 18 in.lbs.)	Hard / Soft: 0.5 - 2 / 0.5 - 2 N·m (4 - 18 / 4 - 18 in.lbs.)	Hard / Soft: 1.5 - 6.5 / 1.5 - 6.5 N·m (13 - 58 / 13 - 58 in.lbs.)
Dimensions (L x W x H)	w/ BL1815N / BL1820B: 161 x 75 x 242 mm (6-3/8 x 2-15/16 x 9-1/2") w/ BL1830B / BL1840B / BL1850B / BL1860B: 161 x 75 x 258 mm (6-3/8 x 2-15/16 x 10-1/8")	w/ BL1815N / BL1820B: 161 x 75 x 242 mm (6-3/8 x 2-15/16 x 9-1/2") w/ BL1830B / BL1840B / BL1850B / BL1860B: 161 x 75 x 258 mm (6-3/8 x 2-15/16 x 10-1/8")	w/ BL1815N / BL1820B: 161 x 75 x 242 mm (6-3/8 x 2-15/16 x 9-1/2") w/ BL1830B / BL1840B / BL1850B / BL1860B: 161 x 75 x 258 mm (6-3/8 x 2-15/16 x 10-1/8")
Net weight	1.2 - 1.5 kg (2.6 - 3.3 lbs.)	1.2 - 1.5 kg (2.6 - 3.3 lbs.)	1.2 - 1.5 kg (2.6 - 3.3 lbs.)

Torque adjust tool (country-specific), USB cable (country-specific)

## Cordless Screwdriver

### 18V LXT BL Programmable Cordless Screwdriver

18V



LXT BL



	DFT087F	DFT129F
Driving shank (Hex)	6.35 mm (1/4")	6.35 mm (1/4")
No load speed (RPM)	100 - 1,250	70 - 900
Fastening torque	Hard / Soft: 3 - 8 / 3 - 8 N·m (27 - 71 / 27 - 71 in.lbs.)	Hard / Soft: 5 - 12 / 5 - 12 N·m (44 - 106 / 44 - 106 in.lbs.)
Center height	26 mm (1")	26 mm (1")
Dimensions (L x W x H)	For products with specifications compatible with HERUTU module, w/ BL1815N / BL1820B: 179 x 81 x 242 mm (7 x 3-3/16 x 9-1/2") For products with specifications compatible with HERUTU module, w/ BL1830B / BL1840B / BL1850B / BL1860B: 179 x 81 x 258 mm (7 x 3-3/16 x 10-1/8")	For products with specifications compatible with HERUTU module, w/ BL1815N / BL1820B: 179 x 81 x 242 mm (7 x 3-3/16 x 9-1/2") For products with specifications compatible with HERUTU module, w/ BL1830B / BL1840B / BL1850B / BL1860B: 179 x 81 x 258 mm (7 x 3-3/16 x 10-1/8")
Net weight	1.3 - 1.6 kg (2.9 - 3.5 lbs.)	1.3 - 1.6 kg (2.9 - 3.5 lbs.)

Torque adjust tool (country-specific), USB cable (country-specific), Protector (country-specific)

## Cordless Screwdriver

### 14.4V LXT Li-Ion Cordless Screwdriver

14.4V



LXT




	DFT043F	DFT083F	DFT125F
Driving shank (Hex)	6.35 mm (1/4")	6.35 mm (1/4")	6.35 mm (1/4")
No load speed (RPM)	80	80	150
Fastening torque	Hard / Soft: 1 - 4 / 1 - 4 N·m (8.9 - 35 / 8.9 - 35 in.lbs.)	Hard / Soft: 3 - 8 / 3 - 8 N·m (27 - 71 / 27 - 71 in.lbs.)	Hard / Soft: 5 - 12 / 5 - 12 N·m (44 - 106 / 44 - 106 in.lbs.)
Dimensions (L x W x H)	200 x 72 x 255 mm (7-7/8 x 2-13/16 x 10")	200 x 72 x 255 mm (7-7/8 x 2-13/16 x 10")	200 x 72 x 255 mm (7-7/8 x 2-13/16 x 10")
Net weight	1.3 - 1.8 kg (2.9 - 4 lbs.)	1.3 - 1.8 kg (2.9 - 4 lbs.)	1.3 - 1.8 kg (2.9 - 4 lbs.)

## Cordless Angle Screwdriver

### 18V LXT BL Brushless Cordless Angle Screwdriver

18V



LXT BL



	DFL126F	DFL303F	DFL404F
Driving shank (Square)	9.5 mm (3/8")	9.5 mm (3/8")	9.5 mm (3/8")
No load speed (RPM)	75 - 1,000	50 - 420	50 - 310
Fastening torque	Hard / Soft: 5 - 12 / 5 - 12 N·m (44 - 106 / 44 - 106 in.lbs.)	Hard / Soft: 10 - 30 / 10 - 30 N·m (89 - 266 / 89 - 266 in.lbs.)	Hard / Soft: 20 - 40 / 20 - 40 N·m (177 - 354 / 177 - 354 in.lbs.)
Dimensions (L x W x H)	w/ BL1815N / BL1820B: 408 x 81 x 116 mm (16 x 3-3/16 x 4-9/16") w/ BL1830B / BL1840B / BL1850B / BL1860B: 426 x 81 x 116 mm (16-3/4 x 3-3/16 x 4-9/16")	w/ BL1815N / BL1820B: 456 x 81 x 116 mm (18 x 3-3/16 x 4-9/16") w/ BL1830B / BL1840B / BL1850B / BL1860B: 472 x 81 x 116 mm (18-5/8 x 3-3/16 x 4-9/16")	w/ BL1815N / BL1820B: 456 x 81 x 116 mm (18 x 3-3/16 x 4-9/16") w/ BL1830B / BL1840B / BL1850B / BL1860B: 472 x 81 x 116 mm (18-5/8 x 3-3/16 x 4-9/16")
Net weight	1.7 - 2.0 kg (3.7 - 4.4 lbs.)	2.1 - 2.4 kg (4.6 - 5.3 lbs.)	2.1 - 2.4 kg (4.6 - 5.3 lbs.)

Adjust grip (country-specific), USB cable (country-specific)

## Cordless Angle Screwdriver

### 14.4V LXT BL Brushless Cordless Angle Screwdriver

14.4V



LXT BL



	DFL083F
Driving shank (Square)	9.5 mm (3/8")
No load speed (RPM)	150 - 700
Fastening torque	Hard / Soft: 2 - 8 / 2 - 8 N·m (18 - 71 / 18 - 71 in.lbs.)
Dimensions (L x W x H)	w/ BL1415N: 464 x 74 x 98 mm (18-1/4 x 2-15/16 x 3-7/8") w/ BL1430(B) / BL1440 / BL1450 / BL1460B: 481 x 74 x 98 mm (19 x 2-15/16 x 3-7/8")
Net weight	1.7 - 2.1 kg (3.8 - 4.7 lbs.)

Adjust grip (country-specific), Protector (country-specific), USB cable

# Cordless Tools for Industry

## Cordless Angle Screwdriver

### 18V LXT BL Brushless Cordless Angle Screwdriver

18V

	DFL020F	DFL063F	DFL651F
Driving shank (Square)	9.5 mm (3/8")	9.5 mm (3/8")	9.5 / 12.7 mm (3/8 / 1/2")
No load speed (RPM)	100 - 1,300	180 - 1,300	80 - 200
Fastening torque	Hard / Soft: 0.5 - 2 / 0.5 - 2 N·m (4 - 18 / 4 - 18 in.lbs.)	Hard / Soft: 1.5 - 6.5 / 1.5 - 6.5 N·m (13 - 58 / 13 - 58 in.lbs.)	Hard / Soft: 25 - 65 / 25 - 65 N·m (220 - 580 / 220 - 580 in.lbs.)
Dimensions (L x W x H)	w/ BL1815N / BL1820B: 380 x 74 x 116 mm (15 x 2-5/16 x 4-9/16") w/ BL1830B / BL1840B / BL1850B / BL1860B: 397 x 74 x 116 mm (15-5/8 x 2-5/16 x 4-9/16")	w/ BL1815N / BL1820B: 380 x 74 x 116 mm (15 x 2-5/16 x 4-9/16") w/ BL1830B / BL1840B / BL1850B / BL1860B: 397 x 74 x 116 mm (15-5/8 x 2-5/16 x 4-9/16")	600 x 75 x 116 mm (23-5/8 x 2-15/16 x 4-9/16")
Net weight	1.3 - 1.6 kg (2.9 - 3.5 lbs.)	1.3 - 1.7 kg (2.9 - 3.8 lbs.)	2.5 - 2.9 kg (5.5 - 6.5 lbs.)

LXT BL



Torque adjust tool (country-specific), USB cable (country-specific), Protector (country-specific)

## Cordless Impact Driver

### 14.4V LXT BL Brushless Cordless Impact Driver

14.4V

	DTDA040	DTDA070	DTDA100	DTDA140
Capacity	Standard bolt: M5 - M10 (3/16 - 3/8") High strength bolt: M5 - M8 (3/16 - 5/16") Steel: 22 mm (7/8")	Standard bolt: M5 - M12 (3/16 - 1/2") High strength bolt: M5 - M10 (3/16 - 3/8") Steel: 22 mm (7/8")	Standard bolt: M5 - M12 (3/16 - 1/2") High strength bolt: M5 - M10 (3/16 - 3/8")	Standard bolt: M6 - M16 (1/4 - 5/8") High strength bolt: M6 - M12 (1/4 - 1/2") Steel: 22 mm (7/8")
No load speed (RPM)	0 - 2,400	0 - 2,500	0 - 2,700	0 - 2,700
Impacts per minute (IPM)	0 - 3,700	0 - 3,700	0 - 3,300	0 - 3,300
Max fastening torque	35 N·m (310 in.lbs.)	65 N·m (575 in.lbs.)	95 N·m (840 in.lbs.)	140 N·m (1,240 in.lbs.)
Dimensions (L x W x H)	w/ BL1415N: 139 x 74 x 239 mm (5-1/2 x 2-15/16 x 9-3/8") w/ BL1430(B) / BL1440 / BL1450 / BL1460B: 139 x 74 x 256 mm (5-1/2 x 2-15/16 x 10-1/8")	w/ BL1415N: 139 x 74 x 239 mm (5-1/2 x 2-15/16 x 9-3/8") w/ BL1430(B) / BL1440 / BL1450 / BL1460B: 139 x 74 x 256 mm (5-1/2 x 2-15/16 x 10-1/8")	w/ BL1415N: 146 x 74 x 239 mm (5-3/4 x 2-15/16 x 9-3/8") w/ BL1430(B) / BL1440 / BL1450 / BL1460B: 146 x 74 x 256 mm (5-3/4 x 2-15/16 x 10-1/8")	w/ BL1415N: 146 x 74 x 239 mm (5-3/4 x 2-15/16 x 9-3/8") w/ BL1430(B) / BL1440 / BL1450 / BL1460B: 146 x 74 x 256 mm (5-3/4 x 2-15/16 x 10-1/8")
Net weight	1.1 - 1.4 kg (2.4 - 3.1 lbs.)	1.1 - 1.4 kg (2.4 - 3.1 lbs.)	1.2 - 1.5 kg (2.7 - 3.3 lbs.)	1.2 - 1.5 kg (2.7 - 3.3 lbs.)

LXT BL



## Cordless Screwdriver

### 14.4V LXT BL Brushless Cordless Screwdriver, Torque Tracer

14.4V

	DFT041R	DFT082R	DFT124R
Driving shank (Hex)	6.35 mm (1/4")	6.35 mm (1/4")	6.35 mm (1/4")
No load speed (RPM)	800	860	600
Fastening torque	Hard / Soft: 1 - 4 / 1 - 4 N·m (8.9 - 35 / 8.9 - 35 in.lbs.)	Hard / Soft: 4 - 8 / 4 - 8 N·m (35 - 71 / 35 - 71 in.lbs.)	Hard / Soft: 6 - 12 / 6 - 12 N·m (53 - 106 / 53 - 106 in.lbs.)
Dimensions (L x W x H)	191 x 72 x 266 mm (7-1/2 x 2-13/16 x 10-1/2")	191 x 72 x 266 mm (7-1/2 x 2-13/16 x 10-1/2")	191 x 72 x 266 mm (7-1/2 x 2-13/16 x 10-1/2")
Net weight	1.3 - 1.8 kg (2.9 - 4 lbs.)	1.3 - 1.8 kg (2.9 - 4 lbs.)	1.3 - 1.8 kg (2.9 - 4 lbs.)

LXT BL Torque Tracer



## Cordless Angle Screwdriver

### 14.4V LXT BL Brushless Cordless Angle Screwdriver, Torque Tracer

14.4V

	DFL201R	DFL301R	DFL402R
Driving shank (Square)	9.5 mm (3/8")	9.5 mm (3/8")	9.5 mm (3/8")
No load speed (RPM)	360	260	200
Fastening torque	Hard / Soft: 10 - 20 / 10 - 20 N·m (88.5 - 177 / 88.5 - 177 in.lbs.)	Hard / Soft: 16 - 30 / 16 - 30 N·m (142 - 266 / 142 - 266 in.lbs.)	Hard / Soft: 25 - 40 / 25 - 40 N·m (221 - 354 / 221 - 354 in.lbs.)
Dimensions (L x W x H)	429 x 72 x 98 mm (16-7/8 x 2-13/16 x 3-7/8")	477 x 72 x 98 mm (18-3/4 x 2-13/16 x 3-7/8")	477 x 72 x 98 mm (18-3/4 x 2-13/16 x 3-7/8")
Net weight	1.5 - 1.9 kg (3.3 - 4.1 lbs.)	1.8 - 2.2 kg (4 - 4.8 lbs.)	1.8 - 2.2 kg (4 - 4.8 lbs.)

LXT BL Torque Tracer



## Cordless Impact Driver

### 14.4V LXT Li-Ion Cordless Impact Driver

14.4V

	DTD104	DTD064	DTD044
Capacity	Machine screw: M4 - M8 (5/32 - 5/16") Standard bolt: M5 - M12 (3/16 - 1/2") High strength bolt: M5 - M10 (3/16 - 3/8")	Machine screw: M4 - M8 (5/32 - 5/16") Standard bolt: M5 - M10 (3/16 - 3/8") High strength bolt: M5 - M6 (3/16 - 1/4")	Machine screw: M4 - M8 (5/32 - 5/16") Standard bolt: M5 - M10 (3/16 - 3/8") High strength bolt: M5 - M6 (3/16 - 1/4")
No load speed (RPM)	0 - 2,700	0 - 2,500	0 - 2,300
Impacts per minute (IPM)	0 - 3,500	0 - 3,500	0 - 3,500
Max fastening torque	95 N·m (841 in.lbs.)	35 N·m (310 in.lbs.)	35 N·m (310 in.lbs.)
Dimensions (L x W x H)	144 x 74 x 216 mm (5-5/8 x 2-15/16 x 8-1/2")	144 x 74 x 216 mm (5-5/8 x 2-15/16 x 8-1/2")	144 x 74 x 216 mm (5-5/8 x 2-15/16 x 8-1/2")
Net weight	1.1 - 1.3 kg (2.3 - 2.9 lbs.)	1 kg (2.3 lbs.)	1 kg (2.3 lbs.)

LXT



## Cordless Impact Driver

### 9.6V Ni-MH Cordless Impact Driver

9.6V



#### BTD040

Capacity	Machine screw: M4 - M8 (5/32 - 5/16") Standard bolt: M5 - M10 (3/16 - 3/8") High strength bolt: M5 - M8 (3/16 - 5/16")
No load speed (RPM)	0 - 2,500
Impacts per minute (IPM)	0 - 3,500
Max fastening torque	40 N-m (354 in.lbs.)
Overall length	164 mm (6-7/16")
Net weight	1.1 - 1.3 kg (2.4 - 2.8 lbs.)

## Cordless Impact Driver

### 14.4V LXT Li-Ion Cordless Impact Driver

14.4V



LXT



#### DTD103

Capacity	Machine screw: M4 - M8 (5/32 - 5/16") Standard bolt: M5 - M12 (3/16 - 1/2") High strength bolt: M5 - M10 (3/16 - 3/8") Steel: 22 mm (7/8")
No load speed (RPM)	0 - 2,700
Impacts per minute (IPM)	0 - 3,500
Max fastening torque	95 N-m (841 in.lbs.)
Dimensions (L x W x H)	144 x 74 x 216 mm (5-5/8 x 2-15/16 x 8-1/2")
Net weight	1 - 1.3 kg (2.3 - 2.8 lbs.)

#### DTD063

Capacity	Machine screw: M4 - M8 (5/32 - 5/16") Standard bolt: M5 - M12 (3/16 - 1/2") High strength bolt: M5 - M10 (3/16 - 3/8") Steel: 22 mm (7/8")
No load speed (RPM)	0 - 2,500
Impacts per minute (IPM)	0 - 3,500
Max fastening torque	65 N-m (575 in.lbs.)
Dimensions (L x W x H)	144 x 74 x 216 mm (5-5/8 x 2-15/16 x 8-1/2")
Net weight	1 - 1.3 kg (2.3 - 2.8 lbs.)

#### DTD043

Capacity	Machine screw: M4 - M8 (5/32 - 5/16") Standard bolt: M5 - M10 (3/16 - 3/8") High strength bolt: M5 - M6 (3/16 - 1/4") Steel: 22 mm (7/8")
No load speed (RPM)	0 - 2,300
Impacts per minute (IPM)	0 - 3,500
Max fastening torque	35 N-m (310 in.lbs.)
Dimensions (L x W x H)	144 x 74 x 216 mm (5-5/8 x 2-15/16 x 8-1/2")
Net weight	1 - 1.2 kg (2.2 - 2.7 lbs.)

## Cordless Impact Driver

### 12Vmax CXT BL Brushless Cordless Impact Driver

12V max



CXT BL



#### TD112D

Capacity	Standard bolt: M5 - M14 (3/16 - 9/16") High strength bolt: M5 - M12 (3/16 - 1/2") 6.35 mm (1/4")
Hex shank	
No load speed (RPM)	Hard / Soft: 0 - 3,000 / 0 - 2,000
Impacts per minute (IPM)	Hard / Soft: 0 - 3,900 / 0 - 3,300
Max fastening torque	Hard / Soft: 135 N-m (1,200 in.lbs.) / 80 N-m (700 in.lbs.)
Dimensions (L x W x H)	w/ BL1016/BL1021B: 1 45 x 64 x 221 mm (5-3/4 x 2-1/2 x 8-3/4") w/ BL1041B: 145 x 64 x 240 mm (5-3/4 x 2-1/2 x 9-1/2")
Net weight	0.99 - 1.2 kg (2.2 - 2.6 lbs.)

## Cordless Impact Driver

### 10.8V (12V max) Li-Ion Cordless Impact Driver

10.8V



#### TD091D

Capacity	Machine screw: M4 - M8 (5/32 - 5/16") Standard bolt: M5 - M12 (3/16 - 1/2") High strength bolt: M5 - M10 (3/16 - 3/8")
No load speed (RPM)	0 - 2,400
Impacts per minute (IPM)	0 - 3,000
Max fastening torque	90 N-m (800 in.lbs.)
Dimensions (L x W x H)	134 x 54 x 200 mm (5-1/4 x 2-1/8 x 7-7/8")
Net weight	0.86 kg (1.9 lbs.)

Charger, Battery

## Cordless Impact Wrench

### 18V LXT BL Brushless Cordless Impact Wrench

18V



LXT BL



#### DTWA260

Square drive	12.7 mm (1/2")
Max fastening torque	260 N-m (190 ft.lbs.)
Capacity	Standard bolt: M14 - M20 (9/16 - 3/4") High strength bolt: M10 - M16 (3/8 - 5/8")
No load speed (RPM)	0 - 2,800
Impacts per minute (IPM)	0 - 3,400
Dimensions (L x W x H)	w/ BL1830B / BL1840B / BL1850B / BL1860B: 161 x 82 x 265 mm (6-3/8 x 3-1/4 x 10-3/8")
Net weight	1.8 kg (4.0 lbs.)

## Cordless Impact Wrench

### 14.4V LXT BL Brushless Cordless Impact Wrench

14.4V



LXT BL



#### DTWA070

Square drive	9.5 mm (3/8")
Max fastening torque	65 N-m (48 ft.lbs.)
Capacity	Standard bolt: M5 - M12 (3/16 - 1/2") High strength bolt: M5 - M10 (3/16 - 3/8")
No load speed (RPM)	0 - 2,500
Impacts per minute (IPM)	0 - 3,700
Dimensions (L x W x H)	w/ BL1415N: 144 x 74 x 239 mm (5-5/8 x 2-15/16 x 9-3/8") w/ BL1430(B) / BL1440 / BL1450 / BL1460B: 144 x 74 x 256 mm (5-5/8 x 2-15/16 x 10-1/8")
Net weight	1.1 - 1.4 kg (2.4 - 3.1 lbs.)

#### DTWA100

Square drive	9.5 mm (3/8")
Max fastening torque	95 N-m (70 ft.lbs.)
Capacity	Standard bolt: M5 - M12 (3/16 - 1/2") High strength bolt: M5 - M10 (3/16 - 3/8")
No load speed (RPM)	0 - 2,700
Impacts per minute (IPM)	0 - 3,300
Dimensions (L x W x H)	w/ BL1415N: 151 x 74 x 239 mm (5-15/16 x 2-15/16 x 9-3/8") w/ BL1430(B) / BL1440 / BL1450 / BL1460B: 151 x 74 x 256 mm (5-15/16 x 2-15/16 x 10-1/8")
Net weight	1.2 - 1.5 kg (2.7 - 3.3 lbs.)

#### DTWA140

Square drive	12.7 mm (1/2")
Max fastening torque	140 N-m (103 ft.lbs.)
Capacity	Standard bolt: M6 - M16 (1/4 - 5/8") High strength bolt: M6 - M12 (1/4 - 1/2")
No load speed (RPM)	0 - 2,700
Impacts per minute (IPM)	0 - 3,300
Dimensions (L x W x H)	w/ BL1415N: 158 x 74 x 239 mm (6-1/4 x 2-15/16 x 9-3/8") w/ BL1430(B) / BL1440 / BL1450 / BL1460B: 158 x 74 x 256 mm (6-1/4 x 2-15/16 x 10-1/8")
Net weight	1.2 - 1.5 kg (2.7 - 3.3 lbs.)

#### DTWA190

Square drive	12.7 mm (1/2")
Max fastening torque	185 N-m (136 ft.lbs.)
Capacity	Standard bolt: M8 - M16 (5/16 - 5/8") High strength bolt: M8 - M14 (5/16 - 9/16")
No load speed (RPM)	0 - 2,600
Impacts per minute (IPM)	0 - 3,000
Dimensions (L x W x H)	w/ BL1415N: 158 x 74 x 239 mm (6-1/4 x 2-15/16 x 9-3/8") w/ BL1430(B) / BL1440 / BL1450 / BL1460B: 158 x 74 x 256 mm (6-1/4 x 2-15/16 x 10-1/8")
Net weight	1.3 - 1.6 kg (2.9 - 3.5 lbs.)

# Cordless Tools for Industry

## Cordless Impact Wrench

### 14.4V LXT BL Brushless Cordless Impact Wrench

14.4V



LXT



	<b>DTW104</b>	<b>DTW074</b>
Square drive	9.5 mm (3/8")	9.5 mm (3/8")
Max fastening torque	95 N·m (841 in.lbs.)	65 N·m (575 in.lbs.)
Capacity	Standard bolt: M5 - M12 (3/16 - 1/2") High strength bolt: M5 - M10 (3/16 - 3/8")	Standard bolt: M5 - M12 (3/16 - 1/2") High strength bolt: M5 - M10 (3/16 - 3/8")
No load speed (RPM)	0 - 2,700	0 - 2,500
Impacts per minute (IPM)	0 - 3,500	0 - 3,500
Dimensions (L x W x H)	w/ BL1415N: 144 x 74 x 216 mm (5-5/8 x 2-15/16 x 8-1/2") w/ BL1430(B) / BL1440 / BL1450 / BL1460B: 144 x 74 x 234 mm (5-5/8 x 2-15/16 x 9-1/4")	144 x 74 x 216 mm (5-5/8 x 2-15/16 x 8-1/2")
Net weight	1.1 kg (2.4 lbs.)	1.1 - 1.3 kg (2.3 - 2.9 lbs.)

## Cordless Impact Wrench

### 14.4V LXT Li-Ion Cordless Impact Wrench

14.4V



LXT











	<b>DTW103</b>	<b>DTW073</b>
Max fastening torque	95 N·m (841 in.lbs.)	65 N·m (575 in.lbs.)
Capacity	Standard bolt: M5 - M12 (3/16 - 1/2") High strength bolt: M5 - M10 (3/16 - 3/8")	Standard bolt: M5 - M12 (3/16 - 1/2") High strength bolt: M5 - M10 (3/16 - 3/8")
No load speed (RPM)	0 - 2,700	0 - 2,500
Impacts per minute (IPM)	0 - 3,500	0 - 3,500
Dimensions (L x W x H)	144 x 74 x 216 mm (5-5/8 x 2-15/16 x 8-1/2")	144 x 74 x 216 mm (5-5/8 x 2-15/16 x 8-1/2")
Net weight	1 - 1.3 kg (2.3 - 2.8 lbs.)	1.3 - 1.6 kg (2.9 - 3.5 lbs.)



# PRODUCTS

## Stirring



-  Double Insulation
-  Variable Speed
-  Anti-restart function
-  Mechanical 2-Speed
-  Electronic 2-Speed
-  Constant Speed
-  Soft Start
-  Carrying Case

## Stirring

## VR001G

Cordless Concrete Vibrator

40V max

## 40Vmax XGT Cordless Concrete Vibrator



Vibrations per minute (VPM)	Power mode: 15,500 Normal mode: 12,000
Work amount on a full battery charge	w/ 28mm-0.8m shaft, w/ BL4040, Power mode: 45 min w/ 28mm-0.8m shaft, w/ BL4040, Normal mode: 60 min
Dimensions (L x W x H)	w/o Flexible shaft, w/ BL4020/BL4025/BL4040: 282 x 112 x 258 mm (11-1/8 x 4-3/8 x 10-1/8") w/o Flexible shaft, w/ BL4050F/BL4080F and Battery case L set: 296 x 112 x 299 mm (11-5/8 x 4-3/8 x 11-3/4")
Net weight	4.8 - 7.8 kg (10.6 - 17.2 lbs.)

XGT BL MOTOR XPT



Wrench

## VR003G

Cordless Concrete Vibrator

40V max

## 40Vmax XGT Cordless 32 mm (1-1/4") Concrete Vibrator



Vibrator diameter	32 mm (1-1/4")
Flexible shaft length	1.2, 1.7, 2.4 m (3.9, 5.6, 7.9 ft)
Vibrations per minute (VPM)	Power mode: 15,500 Normal mode: 12,000
Work amount on a full battery charge	w/ 28mm-0.8m shaft, w/ BL4040, Power mode: 45 min w/ 28mm-0.8m shaft, w/ BL4040, Normal mode: 60 min
Dimensions (L x W x H)	w/o Flexible shaft, w/ BL4020/BL4025/BL4040: 282 x 112 x 258 mm (11-1/8 x 4-3/8 x 10-1/8") w/o Flexible shaft, w/ BL4050F/BL4080F and Battery case L set: 296 x 112 x 299 mm (11-5/8 x 4-3/8 x 11-3/4")
Net weight	4.8 - 7.8 kg (10.6 - 17.2 lbs.)

XGT BL MOTOR XPT



Wrench, Battery, Charger

## VR004G

Cordless Concrete Vibrator

40V max

## 40Vmax XGT Cordless 38 mm (1-1/2") Concrete Vibrator



Vibrator diameter	38 mm (1-1/2")
Flexible shaft length	1.2, 2.4 m (3.9, 7.9 ft)
Vibrations per minute (VPM)	Power mode: 15,500 Normal mode: 12,000
Work amount on a full battery charge	w/ 28mm-0.8m shaft, w/ BL4040, Power mode: 45 min w/ 28mm-0.8m shaft, w/ BL4040, Normal mode: 60 min
Dimensions (L x W x H)	w/o Flexible shaft, w/ BL4020/BL4025/BL4040: 282 x 112 x 258 mm (11-1/8 x 4-3/8 x 10-1/8") w/o Flexible shaft, w/ BL4050F/BL4080F and Battery case L set: 296 x 112 x 299 mm (11-5/8 x 4-3/8 x 11-3/4")
Net weight	4.8 - 7.8 kg (10.6 - 17.2 lbs.)

XGT BL MOTOR XPT



Wrench, Battery, Charger

## DVR850

Cordless Concrete Vibrator

18V

## 18V LXT Li-Ion Cordless 2.4 m (8.0 ft) 25 mm (1") Concrete Vibrator



Vibrator diameter	25 mm (1")
Flexible shaft length	2,400 mm (8 ft)
Vibrations per minute (VPM)	12,500
Dimensions (L x W x H)	2,683 x 93 x 250 mm (105-1/2 x 3-5/8 x 9-7/8")
Net weight	4.5 - 5.5 kg (9.9 - 12 lbs.)

LXT

Charger, Battery, Carrying case for battery and charger

## DVR450

Cordless Concrete Vibrator

18V

## 18V LXT Li-Ion Cordless 1.2 m (4.0 ft) 25 mm (1") Concrete Vibrator



Vibrator diameter	25 mm (1")
Flexible shaft length	1,200 mm (4.0 ft)
Vibrations per minute (VPM)	13,000
Dimensions (L x W x H)	1,483 x 93 x 250 mm (58-1/2 x 3-5/8 x 9-7/8")
Net weight	3.3 - 3.8 kg (7.3 - 8.3 lbs.)

LXT

Charger, Battery, Carrying case for battery and charger

## DVR350

Cordless Concrete Vibrator

18V

## 18V LXT Li-Ion Cordless 80 cm (2.6 ft) 25 mm (1") Concrete Vibrator



Vibrator diameter	25 mm (1")
Flexible shaft length	800 mm (2.6 ft)
Vibrations per minute (VPM)	13,000
Dimensions (L x W x H)	1,083 x 93 x 250 mm (42-3/4 x 3-5/8 x 9-7/8")
Net weight	2.9 - 3.3 kg (6.5 - 7.4 lbs.)

LXT

Charger, Battery, Carrying case for battery and charger

## VR001C

Battery Powered Concrete Vibrator

40V max

## Battery Powered 1.5 m (4.9 ft) 43 mm (1-11/16") Concrete Vibrator



Vibrator diameter	43 mm (1-11/16")
Flexible shaft length	1.5 m (4.9 ft)
Vibrations per minute (VPM)	12,000
Continuous run time on full battery charge	w/ PDC01 (BL1860B x4): 100 min w/ PDC1200: 300 min
Net weight	w/ PDC01 (BL1860B x4): 11.8 kg (26.0 lbs.)

## VR002C

Battery Powered Concrete Vibrator

40V max

## Battery Powered 3.0 m (9.8 ft) 43 mm (1-11/16") Concrete Vibrator



Vibrator diameter	43 mm (1-11/16")
Flexible shaft length	3.0 m (9.8 ft)
Vibrations per minute (VPM)	12,000
Continuous run time on full battery charge	w/ PDC01 (BL1860B x4): 100 min w/ PDC1200: 300 min
Net weight	w/ PDC01 (BL1860B x4): 12.9 kg (28.4 lbs.)



**VR003C** Battery Powered Concrete Vibrator

**Battery Powered 1.5 m (4.9 ft) 52 mm (2") Concrete Vibrator**



Vibrator diameter	52 mm (2")
Flexible shaft length	1.5 m (4.9 ft)
Vibrations per minute (VPM)	12,000
Continuous run time on full battery charge	w/ PDC01 (BL1860B x4): 60 min w/ PDC1200: 200 min
Net weight	w/ PDC01 (BL1860B x4): 12.6 kg (27.8 lbs.)

**VR004C** Battery Powered Concrete Vibrator

**Battery Powered 3.0 m (9.8 ft) 52 mm (2") Concrete Vibrator**



Vibrator diameter	52 mm (2")
Flexible shaft length	3.0 m (9.8 ft)
Vibrations per minute (VPM)	12,000
Continuous run time on full battery charge	w/ PDC01 (BL1860B x4): 60 min w/ PDC1200: 200 min
Net weight	w/ PDC01 (BL1860B x4): 13.7 kg (30.2 lbs.)

**UT001G** Cordless Mixer **40V max**

**40Vmax XGT BL Cordless 240 mm (9-1/2") Variable 2-Speed Mixer**



Blade diameter	240 mm (9-1/2")
No load speed (RPM)	High / Low: 0 - 920 / 0 - 500
Dimensions (L x W x H)	w/ Cover S, w/ BL4020 / BL4025 / BL4040 or w/o Battery: 373 x 458 x 235 mm (14-3/4 x 18 x 9-1/4") w/ Cover L, w/ BL4050F / BL4080F: 414 x 458 x 235 mm (16-1/4 x 18 x 9-1/4")
Net weight	5.7 - 7.0 kg (12.6 - 15.4 lbs.)



Mixing blade, Shaft (country-specific), Shaft holder (country-specific), Wrenches (country-specific), Battery, Charger

**UT002G** Cordless Mixer **40V max**

**40Vmax XGT BL Cordless 240 mm (9-1/2") Variable 2-Speed Mixer with Keyed Chuck**



Blade diameter	240 mm (9-1/2")
Chuck capacity	13 mm (1/2")
No load speed (RPM)	High / Low: 0 - 920 / 0 - 500
Dimensions (L x W x H)	w/ Cover S, w/ BL4020 / BL4025 / BL4040 or w/o Battery: 363 x 458 x 235 mm (14-1/4 x 18 x 9-1/4") w/ Cover L, w/ BL4050F / BL4080F: 404 x 458 x 235 mm (15-7/8 x 18 x 9-1/4")
Net weight	5.8 - 7.2 kg (12.8 - 15.9 lbs.)



Chuck key, Hex wrench, Mixing blade, Shaft (country-specific), Shaft holder (country-specific), Wrenches (country-specific), Battery, Charger

**DUT130** Cordless Mixer **18V**

**18V LXT BL Cordless 165 mm (6-1/2") Variable 2-Speed Mixer**



Blade diameter	165 mm (6-1/2")
Shank size of tool holder portion	M12 or M14
No load speed (RPM)	High / Low: 0 - 1,300 / 0 - 350
Dimensions (L x W x H)	w/ Mixing blade: 916 x 89 x 231 mm (36 x 3-1/2 x 9-1/8") w/o Mixing blade: 320 x 89 x 231 mm (12-5/8 x 3-1/2 x 9-1/8")
Net weight	2.5 - 2.8 kg (5.6 - 6.3 lbs.)



Mixing blade, Shaft, Shaft holder (country-specific), Grip, Front cover, Wrenches, Battery, Charger

**DUT131** Cordless Mixer **18V**

**18V LXT BL Cordless Variable 2-Speed Mixer with Keyed Chuck**



Chuck capacity	1.5 - 13 mm (1/16 - 1/2")
No load speed (RPM)	High / Low: 0 - 1,300 / 0 - 350
Dimensions (L x W x H)	307 x 89 x 231 mm (12-1/8 x 3-1/2 x 9-1/8")
Net weight	2.7 - 3.0 kg (5.8 - 6.6 lbs.)



Front cover, Grip, Chuck key, Battery, Charger

**UT2204** Mixer

**220 mm (8-5/8") 850 W Mixer**



Continuous rating Input	850W
Blade diameter	220 mm (8-5/8")
No Load Speed (RPM)	550
Shank size of tool holder portion	M12 or M14
Dimensions (L x W x H)	929 x 89 x 152 mm (36-1/2 x 3-1/2 x 6")
Net weight	2.7 kg (5.9 lbs.)



Wrenches, Side grip

**UT1305** Mixer

**165 mm (6-1/2") 850 W Mixer**



Continuous rating Input	850W
Blade diameter	165 mm (6-1/2")
No Load Speed (RPM)	1,300
Shank size of tool holder portion	M12
Dimensions (L x W x H)	942 x 87 x 152 mm (37 x 3-7/16 x 6")
Net weight	2.6 kg (5.7 lbs.)



Wrenches, Side grip

## Stirring

## UT1600

Power Mixer

180 mm (7-1/8") 1,800 W Variable 2-Speed Power Mixer



Continuous rating Input	1,800W
Mixing capacity	90 kg
Blade diameter	180 mm (7-1/8")
No load speed (RPM)	High / Low: 0 - 970 / 0 - 440
Dimensions (L x W x H)	430 x 180 x 349 mm (17 x 7-1/8 x 13-3/4")
Net weight	7.1 kg (15.7 lbs.)



## UT1401

Power Mixer

140 mm (5-1/2") 1,300 W Variable 2-Speed Power Mixer



Continuous rating Input	1,300W
Mixing capacity	60 kg
Blade diameter	140 mm (5-1/2")
No load speed (RPM)	High / Low: 0 - 730 / 0 - 400
Dimensions (L x W x H)	430 x 180 x 349 mm (17 x 7-1/8 x 13-3/4")
Net weight	5.5 kg (12.1 lbs.)



## UT1400

Power Mixer

140 mm (5-1/2") 1,300 W Variable Speed Power Mixer



Continuous rating Input	1,300W
Mixing capacity	50 kg
Blade diameter	140 mm (5-1/2")
No load speed (RPM)	0 - 900
Dimensions (L x W x H)	430 x 180 x 305 mm (17 x 7-1/8 x 12")
Net weight	5.2 kg (11.5 lbs.)



## UT1200

Power Mixer

120 mm (4-3/4") 960 W Variable Speed Power Mixer
















Continuous rating Input	960W
Mixing capacity	40 kg
Blade diameter	120 mm (4-3/4")
No load speed (RPM)	0 - 590
Dimensions (L x W x H)	345 x 180 x 295 mm (13-5/8 x 7-1/8 x 11-5/8")
Net weight	3.2 kg (7 lbs.)



# PRODUCTS

## Hammer drilling/Chiselling



-  Double Insulation
-  Variable Speed
-  Brake
-  Reversing
-  Anti-restart function
-  Mechanical 2-Speed
-  Keyless Chuck
-  Adapted for SDS-MAX bits
-  Adapted for SDS-PLUS bits
-  17mm Hex Shank
-  19mm Hex Shank
-  21mm Hex Shank
-  28.6mm Hex Shank
-  30mm Hex Shank
-  Spline Shank
-  Torque Limiter
-  Constant Speed
-  Soft Start
-  Dust Collection
-  Built-in Job Light
-  Carrying Case

# Hammer drilling/Chiselling

## HR006G

Cordless Rotary Hammer

40V max x2

40Vmax X2 (80Vmax) XGT BL AFT AWS AVT SOFT NO LOAD Cordless 52 mm (2-1/16") 21.4 J Rotary Hammer, SDS-MAX, Twin LED lights



Impact energy	EPTA-Procedure 05/2009: 21.4 J
Capacity	Concrete (w/ TCT bit): 52 mm (2-1/16")
Blows per minute (BPM)	1,100 - 2,250
No load speed (RPM)	150 - 310
Dimensions (L x W x H)	w/ BL4040: 610 x 140 x 337 mm (24 x 5-1/2 x 13-1/4")
Net weight	12.9 - 14.3 kg (28.4 - 31.5 lbs.)

XGT BL AFT AVT AWS SOFT NO LOAD XPT



Side handle, Side grip, Depth gauge, Bit grease, Cloth, Wireless unit (country-specific), Wireless unit adapter (country-specific), Battery, Charger

## HR005G

Cordless Rotary Hammer

40V max

40Vmax XGT BL AFT AWS AVT SOFT NO LOAD Cordless 40 mm (1-9/16") Rotary Hammer, SDS-MAX, Twin LED Lights



Impact energy	EPTA-Procedure 05/2009: 8 J
Capacity	Concrete (w/ TCT bit): 40 mm (1-9/16")
Blows per minute (BPM)	1,450 - 2,900
No load speed (RPM)	250 - 500
Dimensions (L x W x H)	w/ BL4020 / BL4025: 484 x 115 x 286 mm (19 x 4-1/2 x 11-1/4") w/ BL4040: 500 x 115 x 286 mm (19-3/4 x 4-1/2 x 11-1/4") w/ BL4050F: 520 x 115 x 305 mm (20-1/2 x 4-1/2 x 12")
Net weight	7.4 - 8.2 kg (16.3 - 18.1 lbs.)

XGT BL AFT AVT AWS SOFT NO LOAD XPT



Side handle, Side grip, Depth gauge, Bit grease, Cloth, Wireless unit (country-specific), Wireless unit adapter (country-specific), Battery, Charger

## HR009G

Cordless Combination Hammer

40V max

40Vmax XGT BL AFT AWS AVT Cordless 30 mm (1-3/16") Combination Hammer, SDS-PLUS, Quick Change Drill Chuck, Twin LED lights



Impact energy	EPTA-Procedure 05/2009: 3.9 J (2.9 ft.lbs.)
Capacity	Concrete (w/ TCT bit): 30 mm (1-3/16") Steel: 13 mm (1/2"), Wood: 32 mm (1-1/4")
Chuck capacity	1.5 - 13 mm (1/16 - 1/2")
Blows per minute (BPM)	0 - 4,500
No load speed (RPM)	0 - 840
Dimensions (L x W x H)	w/ BL4020 / BL4025: 424 x 97 x 242 mm (16-3/4 x 3-13/16 x 9-1/2") w/ BL4040: 439 x 97 x 242 mm (17-1/4 x 3-13/16 x 9-1/2") w/ BL4050F: 457 x 97 x 263 mm (18 x 3-13/16 x 10-3/8") w/ BL4080F: 457 x 97 x 282 mm (18 x 3-13/16 x 11-1/8")
Net weight	5.3 - 6.7 kg (11.7 - 14.8 lbs.)

XGT BL AFT AVT AWS XPT



Quick change drill chuck

Quick change drill chuck, Side grip, Depth gauge, Battery, Charger

## HR008G

Cordless Combination Hammer

40V max

40Vmax XGT BL AFT AWS AVT Cordless 30 mm (1-3/16") Combination Hammer, SDS-PLUS, LED light



Impact energy	EPTA-Procedure 05/2009: 3.9 J (2.9 ft.lbs.)
Capacity	Concrete (w/ TCT bit): 30 mm (1-3/16") Steel: 13 mm (1/2"), Wood: 32 mm (1-1/4")
Blows per minute (BPM)	0 - 4,500
No load speed (RPM)	0 - 840
Dimensions (L x W x H)	w/ BL4020 / BL4025: 407 x 97 x 242 mm (16 x 3-13/16 x 9-1/2") w/ BL4040: 422 x 97 x 242 mm (16-5/8 x 3-13/16 x 9-1/2") w/ BL4050F: 441 x 97 x 263 mm (17-3/8 x 3-13/16 x 10-3/8") w/ BL4080F: 441 x 97 x 282 mm (17-3/8 x 3-13/16 x 11-1/8")
Net weight	5.2 - 6.8 kg (11.5 - 15.0 lbs.)

XGT BL AFT AVT AWS XPT



Side grip, Depth gauge, Battery, Charger

## Dust Collection System

### DX11

model: HR009G / HR3012FC



### DX10

model: HR008G / HR3011FC



**HEPA**  
filter

## HR007G

Cordless Combination Hammer

40V max

40Vmax XGT BL AFT AWS AVT Cordless 28 mm (1-1/8") Combination Hammer, SDS-PLUS, LED light



Impact energy	EPTA-Procedure 05/2009: 3.0 J (2.2 ft.lbs.)
Capacity	Masonry: 28 mm (1-1/8") Steel: 13 mm (1/2") Wood: 32 mm (1-1/4")
Blows per minute (BPM)	0 - 5,000
No load speed (RPM)	0 - 980
Dimensions (L x W x H)	w/ BL4020 / BL4025: 458 x 101 x 234 mm (18 x 4 x 9-1/4") w/ BL4040: 473 x 101 x 240 mm (18-5/8 x 4 x 9-1/2") w/ BL4050F: 492 x 101 x 261 mm (19-3/8 x 4 x 10-1/4")
Net weight	3.8 - 4.8 kg (8.4 - 10.6 lbs.)

XGT BL AFT AVT AWS XPT



Side grip, Depth gauge, Battery, Charger, Cloth, Grease vessel, Air duct cap

## Dust Collection System

### DX15

model: HR007G



**HEPA**  
filter

## HR002G

Cordless Combination Hammer

40V max

40Vmax XGT BL AFT AWS AVT SOFT NO LOAD Cordless 28 mm (1-1/8") Combination Hammer, SDS-PLUS, Quick Change Chuck, Twin LED lights



Impact energy	EPTA-Procedure 05/2009: 2.9 J (2.1 ft.lbs.)
Capacity	Masonry: 28 mm (1-1/8") Steel: 13 mm (1/2") Wood: 32 mm (1-1/4") Wood (Self-feed bit): 32 mm (1-1/4")
Chuck capacity	1.5 - 13 mm (1/16 - 1/2")
Blows per minute (BPM)	0 - 5,000
No load speed (RPM)	0 - 980
Dimensions (L x W x H)	w/ BL4020 / BL4025: 389 x 102 x 232 mm (15-1/4 x 4 x 9-1/8") w/ BL4040: 404 x 102 x 238 mm (15-7/8 x 4 x 9-3/8")
Net weight	4.1 - 4.6 kg (9.0 - 10.1 lbs.)

XGT BL AFT AVT AWS SOFT NO LOAD XPT



Quick change drill chuck

Side grip, Depth gauge, Battery, Charger, Wireless unit (country-specific), Dust cup (country-specific), Cleaning cloth (country-specific), Bit grease (country-specific)

# Hammer drilling/Chiselling

## HR001G

Cordless Combination Hammer

40V max

40Vmax XGT BL AFT AWS AVT SOFT NO LOAD Cordless 28 mm (1-1/8") Combination Hammer, SDS-PLUS



Impact energy	EPTA-Procedure 05/2009: 2.8 J (2.1 ft.lbs.)
Capacity	Masonry: 28 mm (1-1/8") Steel: 13 mm (1/2") Wood: 32 mm (1-1/4") Wood (Self-feed bit): 32 mm (1-1/4")
Chuck capacity	1.5 - 13 mm (1/16 - 1/2")
Blows per minute (BPM)	0 - 5,000
No load speed (RPM)	0 - 980
Dimensions (L x W x H)	w/ BL4020 / BL4025: 358 x 102 x 232 mm (14-1/8 x 4 x 9-1/8") w/ BL4040: 373 x 102 x 238 mm (14-3/4 x 4 x 9-3/8")
Net weight	3.9 - 4.6 kg (8.6 - 10.1 lbs.)

XGT BL AFT AVT AWS SOFT NOLOAD XPT



Side grip, Depth gauge, Battery, Charger, Wireless unit (country-specific), Dust cup (country-specific), Cleaning cloth (country-specific), Bit grease (country-specific)

## HR003G

Cordless Combination Hammer

40V max

40Vmax XGT BL AVT Cordless 28 mm (1-1/8") Combination Hammer, SDS-PLUS, Twin LED lights



Impact energy	EPTA-Procedure 05/2009: 2.8 J (2.1 ft.lbs.)
Capacity	Masonry: 28 mm (1-1/8") Steel: 13 mm (1/2") Wood: 32 mm (1-1/4") Wood (Self-feed bit): 32 mm (1-1/4")
Chuck capacity	1.5 - 13 mm (1/16 - 1/2")
Blows per minute (BPM)	0 - 5,000
No load speed (RPM)	0 - 980
Dimensions (L x W x H)	w/ BL4020 / BL4025: 358 x 102 x 232 mm (14-1/8 x 4 x 9-1/8") w/ BL4040: 373 x 102 x 238 mm (14-3/4 x 4 x 9-3/8")
Net weight	3.9 - 4.6 kg (8.6 - 10.1 lbs.)

XGT BL AVT XPT



Side grip, Depth gauge, Battery, Charger, Dust cup (country-specific), Cleaning cloth (country-specific), Bit grease (country-specific)

## HR010G

Cordless Combination Hammer

40V max

40Vmax XGT Cordless 20 mm (13/16") SDS-PLUS Combination Hammer, BL, AWS, AVT, LED light



Impact energy	EPTA-Procedure 05/2009: 2.1 J
Capacity	Concrete (w/ TCT bit): 20 mm (13/16") Steel: 13 mm (1/2") Wood: 26 mm (1")
Blows per minute (BPM)	0 - 5,000
No load speed (RPM)	0 - 1,350
Dimensions (L x W x H)	w/ BL4020 / BL4025: 289 x 93 x 217 mm (11-3/8 x 3-5/8 x 8-1/2")
Net weight	2.8 - 4.5 kg (6.2 - 9.9 lbs.)

XGT BL AVT AWS XPT



Side grip, Depth gauge, Battery, Charger

## DHR400

Cordless Rotary Hammer

18V x2

18V X2 (36V) LXT BL AFT AWS AVT SOFT NO LOAD Cordless 40 mm (1-9/16") Rotary Hammer, SDS-MAX, Twin LED Lights



Impact energy	EPTA-Procedure 05/2009: 8 J
Capacity	Concrete (w/ TCT bit): 40 mm (1-9/16") Masonry: 40 mm (1-9/16")
Blows per minute (BPM)	1,450 - 2,900
No load speed (RPM)	250 - 500
Dimensions (L x W x H)	473 x 120 x 285 mm (18-5/8 x 4-3/4 x 11-1/4")
Net weight	7.3 - 8.1 kg (16.1 - 17.9 lbs.)

LXT BL AFT AVT AWS SOFT NOLOAD XPT



Side handle, Side grip, Depth gauge, Bit grease, Cloth, Wireless unit (country-specific), Battery, Charger

## HR004G

Cordless Combination Hammer

40V max

40Vmax XGT BL AVT Cordless 28 mm (1-1/8") Combination Hammer, SDS-PLUS, Quick Change Chuck, Twin LED lights



Impact energy	EPTA-Procedure 05/2009: 2.9 J (2.1 ft.lbs.)
Capacity	Masonry: 28 mm (1-1/8") Steel: 13 mm (1/2") Wood: 32 mm (1-1/4") Wood (Self-feed bit): 32 mm (1-1/4")
Chuck capacity	1.5 - 13 mm (1/16 - 1/2")
Blows per minute (BPM)	0 - 5,000
No load speed (RPM)	0 - 980
Dimensions (L x W x H)	w/ BL4020 / BL4025: 389 x 102 x 232 mm (15-1/4 x 4 x 9-1/8") w/ BL4040: 404 x 102 x 238 mm (15-7/8 x 4 x 9-3/8")
Net weight	4.0 - 4.5 kg (8.8 - 9.9 lbs.)

XGT BL AVT XPT



Quick change drill chuck

Side grip, Depth gauge, Battery, Charger, Dust cup (country-specific), Cleaning cloth (country-specific), Bit grease (country-specific)

## Dust Collection System

### DX12

model: HR001G / HR003G



### DX14

model: HR002G / HR004G



HEPA filter

## Dust Collection System

### DX16

model: HR010G / DHR183



HEPA filter

## DHR283

Cordless Combination Hammer

18V x2

18V X2 (36V) LXT BL AFT AWS AVT SOFT NO LOAD Cordless 28 mm (1-1/8") Combination Hammer, SDS-PLUS, Quick Change Drill Chuck, Twin LED lights



Impact energy	EPTA-Procedure 05/2009: 2.9 J (2.1 ft.lbs.)
Capacity	Masonry: 28 mm (1-1/8") Steel: 13 mm (1/2") Wood: 32 mm (1-1/4") Wood (Self-feed bit): 32 mm (1-1/4")
Chuck capacity	1.5 - 13 mm (1/16 - 1/2")
Blows per minute (BPM)	0 - 5,000
No load speed (RPM)	0 - 980
Dimensions (L x W x H)	404 x 134 x 232 mm (15-7/8 x 5-1/4 x 9-1/8")
Net weight	4.0 - 4.9 kg (8.8 - 10.8 lbs.)

LXT BL AFT AVT AWS SOFT NOLOAD XPT



Quick change drill chuck

Quick change drill chuck, Side grip, Depth gauge, Battery, Charger, Wireless unit (country-specific), Dust cup (country-specific), Cleaning cloth (country-specific), Bit grease (country-specific)

# Hammer drilling/Chiselling

## DHR282

Cordless Combination Hammer

18V x2

18V X2 (36V) LXT BL AFT AWS AVT SOFT NO LOAD Cordless 28 mm (1-1/8") Combination Hammer, SDS-PLUS, Twin LED lights



Impact energy	EPTA-Procedure 05/2009: 2.8 J (2.1 ft.lbs.)
Capacity	Masonry: 28 mm (1-1/8")
	Steel: 13 mm (1/2")
	Wood: 32 mm (1-1/4")
	Wood (Self-feed bit): 32 mm (1-1/4")
Chuck capacity	1.5 - 13 mm (1/16 - 1/2")
Blows per minute (BPM)	0 - 5,000
No load speed (RPM)	0 - 980
Dimensions (L x W x H)	373 x 134 x 232 mm (14-3/4 x 5-1/4 x 9-1/8")
Net weight	3.9 - 5.0 kg (8.6 - 11.0 lbs.)

LXT BL AFT AWS AVT SOFT NOLOAD XPT



Side grip, Depth gauge, Battery, Charger, Wireless unit (country-specific), Dust cup (country-specific), Cleaning cloth (country-specific), Bit grease (country-specific)

## DHR280

Cordless Combination Hammer

18V x2

18V X2 (36V) LXT BL AVT SOFT NO LOAD Cordless 28 mm (1-1/8") Combination Hammer, SDS-PLUS, Twin LED lights



Impact energy	EPTA-Procedure 05/2009: 2.8 J (2.1 ft.lbs.)
Capacity	Masonry: 28 mm (1-1/8")
	Steel: 13 mm (1/2")
	Wood: 32 mm (1-1/4")
	Wood (Self-feed bit): 32 mm (1-1/4")
Chuck capacity	1.5 - 13 mm (1/16 - 1/2")
Blows per minute (BPM)	0 - 5,000
No load speed (RPM)	0 - 980
Dimensions (L x W x H)	373 x 134 x 232 mm (14-3/4 x 5-1/4 x 9-1/8")
Net weight	3.8 - 4.9 kg (8.4 - 10.8 lbs.)

LXT BL AVT SOFT NOLOAD XPT



Side grip, Depth gauge, Battery, Charger, Dust cup (country-specific), Cleaning cloth (country-specific), Bit grease (country-specific)

## DHR264

Cordless Combination Hammer

18V x2

18V X2 (36V) LXT Cordless 26 mm (1") Combination Hammer, SDS-PLUS, Quick Change Drill Chuck, LED light



Impact energy	EPTA-Procedure 05/2009: 2.5 J (1.8 ft.lbs.)
Capacity	Masonry: 26 mm (1")
	Steel: 13 mm (1/2")
	Wood: 32 mm (1-1/4")
	Wood (Self-feed bit): 32 mm (1-1/4")
Chuck capacity	1.5 - 13 mm (1/16 - 1/2")
Blows per minute (BPM)	0 - 5,000
No load speed (RPM)	0 - 1,250
Dimensions (L x W x H)	374 x 116 x 232 mm (14-3/4 x 4-9/16 x 9-1/8")
Net weight	4.2 - 5.1 kg (9.2 - 11.2 lbs.)

LXT XPT



Quick change drill chuck, Side handle, Depth gauge, Battery, Charger, Dust cup (country-specific), Cleaning cloth (country-specific), Bit grease (country-specific)

## DHR243

Cordless Combination Hammer

18V

18V LXT BL Brushless Cordless 24 mm (15/16") Combination Hammer, SDS-PLUS, Quick Change Drill Chuck



Impact energy	2 J
Capacity	Masonry: 24 mm (15/16")
	Steel: 13 mm (1/2")
	Wood: 27 mm (1-1/16")
	Wood (Self-feed bit): 27 mm (1-1/16")
Chuck capacity	1.5 - 13 mm (1/16 - 1/2")
Blows per minute (BPM)	0 - 4,700
No load speed (RPM)	0 - 950
Dimensions (L x W x H)	353 x 85 x 213 mm (13-7/8 x 3-3/8 x 8-3/8")
Net weight	3.2 - 3.7 kg (6.9 - 8.3 lbs.)

LXT BL XPT



Charger, Battery, Quick change drill chuck, Depth gauge, Side grip

## DHR281

Cordless Combination Hammer

18V x2

18V X2 (36V) LXT BL AVT SOFT NO LOAD Cordless 28 mm (1-1/8") Combination Hammer, SDS-PLUS, Quick Change Drill Chuck, Twin LED lights



Impact energy	EPTA-Procedure 05/2009: 2.9 J (2.1 ft.lbs.)
Capacity	Masonry: 28 mm (1-1/8")
	Steel: 13 mm (1/2")
	Wood: 32 mm (1-1/4")
	Wood (Self-feed bit): 32 mm (1-1/4")
Chuck capacity	1.5 - 13 mm (1/16 - 1/2")
Blows per minute (BPM)	0 - 5,000
No load speed (RPM)	0 - 980
Dimensions (L x W x H)	404 x 134 x 232 mm (15-7/8 x 5-1/4 x 9-1/8")
Net weight	4.0 - 4.9 kg (8.8 - 10.8 lbs.)

LXT BL AVT SOFT NOLOAD XPT



Quick change drill chuck

Quick change drill chuck, Side grip, Depth gauge, Battery, Charger, Dust cup (country-specific), Cleaning cloth (country-specific), Bit grease (country-specific)

## Dust Collection System

### DX09

model: DHR283 / DHR281



### DX08

model: DHR282 / DHR280



**HEPA**  
filter

## DHR263

Cordless Combination Hammer

18V x2

18V X2 (36V) LXT Cordless 26 mm (1") Combination Hammer, SDS-PLUS, LED light



Impact energy	EPTA-Procedure 05/2009: 2.5 J (1.8 ft.lbs.)
Capacity	Masonry: 26 mm (1")
	Steel: 13 mm (1/2")
	Wood: 32 mm (1-1/4")
	Wood (Self-feed bit): 32 mm (1-1/4")
Chuck capacity	1.5 - 13 mm (1/16 - 1/2")
Blows per minute (BPM)	0 - 5,000
No load speed (RPM)	0 - 1,250
Dimensions (L x W x H)	350 x 116 x 232 mm (13-3/4 x 4-9/16 x 9-1/8")
Net weight	4.1 - 5.1 kg (9 - 11.3 lbs.)

LXT XPT



Side handle, Depth gauge, Battery, Charger, Dust cup (country-specific), Cleaning cloth (country-specific), Bit grease (country-specific)

## DHR242

Cordless Combination Hammer

18V

18V LXT BL Brushless Cordless 24 mm (15/16") Combination Hammer, SDS-PLUS



Impact energy	2 J
Capacity	Masonry: 24 mm (15/16")
	Steel: 13 mm (1/2")
	Wood: 27 mm (1-1/16")
	Wood (Self-feed bit): 27 mm (1-1/16")
Chuck capacity	1.5 - 13 mm (1/16 - 1/2")
Blows per minute (BPM)	0 - 4,700
No load speed (RPM)	0 - 950
Dimensions (L x W x H)	328 x 85 x 213 mm (12-7/8 x 3-3/8 x 8-3/8")
Net weight	3.1 - 3.8 kg (6.7 - 8.4 lbs.)

LXT BL XPT



Charger, Battery, Depth gauge, Side grip

# Hammer drilling/Chiselling

## DHR241 Cordless Combination Hammer 18V

18V LXT Li-Ion Cordless 20 mm (13/16") Combination Hammer, SDS-PLUS

Impact energy	1.9 J
Capacity	Masonry: 20 mm (13/16") Steel: 13 mm (1/2") Wood: 26 mm (1")
Chuck capacity	Wood (Self-feed bit): 26 mm (1")
Blows per minute (BPM)	1.5 - 13 mm (1/16 - 1/2") 0 - 4,000
No load speed (RPM)	0 - 1,100
Dimensions (L x W x H)	417 x 84 x 219 mm (16-3/8 x 3-5/16 x 8-5/8")
Net weight	3.2 - 4 kg (7.1 - 8.8 lbs.)



Charger, Battery, Side grip, Depth gauge

## DHR202 Cordless Combination Hammer 18V

18V LXT Li-Ion Cordless 20 mm (13/16") Combination Hammer, SDS-PLUS, LED light

Impact energy	EPTA-Procedure 05/2009: 2.0 J (1.5 ft.lbs.)
Capacity	Masonry: 20 mm (13/16") Steel: 13 mm (1/2") Wood: 26 mm (1")
Chuck capacity	Wood (Self-feed bit): 26 mm (1")
Blows per minute (BPM)	1.5 - 13 mm (1/16 - 1/2") 0 - 4,000
No load speed (RPM)	0 - 1,100
Dimensions (L x W x H)	358 x 84 x 259 mm (14-1/8 x 3-5/16 x 10-1/4")
Net weight	3.2 - 4 kg (7.1 - 8.8 lbs.)



Charger, Battery, Side grip, Depth gauge

## DHR183 Cordless Rotary Hammer 18V

18V LXT BL AVT Cordless 18 mm (11/16") Rotary Hammer, SDS-PLUS, LED light

Impact energy	EPTA-Procedure 05/2009: 1.7 J
Capacity	Concrete: 18 mm (11/16") Steel: 13 mm (1/2") Wood: 24 mm (15/16")
Blows per minute (BPM)	0 - 5,000
No load speed (RPM)	0 - 1,100
Dimensions (L x W x H)	w/ BL1830B / BL1840B / BL1850B / BL1860B: 288 x 89 x 215 mm (11-3/8 x 3-1/2 x 8-1/2")
Net weight	2.1 - 2.9 kg (4.6 - 6.4 lbs.)



Dust cup (country-specific), Side grip, Depth gauge, Battery, Charger

## DHR182 Cordless Combination Hammer 18V

18V LXT BL AWS AVT Cordless 18 mm (11/16") Combination Hammer, SDS-PLUS, Twin LED lights

Impact energy	EPTA-Procedure 05/2009: 1.7 J (1.3 ft.lbs.)
Capacity	Masonry: 18 mm (11/16") Steel: 13 mm (1/2") Wood: 24 mm (15/16")
Chuck capacity	1.5 - 13 mm (1/16 - 1/2")
Blows per minute (BPM)	0 - 5,000
No load speed (RPM)	0 - 1,350
Dimensions (L x W x H)	w/ BL1830B / BL1840B / BL1850B / BL1860B: 301 x 82 x 285 mm (11-7/8 x 3-1/4 x 11-1/4")
Net weight	2.4 - 3.2 kg (5.3 - 7.0 lbs.)



Dust cup (country-specific), Side grip, Depth gauge, Battery, Charger

## DHR171 Cordless Rotary Hammer 18V

18V LXT BL Brushless Cordless 17 mm (11/16") Rotary Hammer, SDS-PLUS, LED light

Impact energy	EPTA-Procedure 05/2009: 1.2 J
Capacity	Concrete: 17 mm (11/16") Steel: 10 mm (3/8") Wood: 13 mm (1/2")
Chuck capacity	Masonry: 17 mm (11/16")
Blows per minute (BPM)	1.5 - 13 mm (1/16 - 1/2") 0 - 4,800
No load speed (RPM)	0 - 680
Dimensions (L x W x H)	w/ BL1815N / BL1820B: 273 x 86 x 194 mm (10-3/4 x 3-3/8 x 7-5/8") w/ BL1830B / BL1840B / BL1850B / BL1860B: 273 x 86 x 211 mm (10-3/4 x 3-3/8 x 8-5/16")
Net weight	2.1 - 2.8 kg (4.6 - 6.2 lbs.)



Dust cup (country-specific), Side grip, Depth gauge, Battery, Charger

## DHR165 Cordless Rotary Hammer 18V

18V LXT Li-Ion Cordless 16 mm (5/8") Rotary Hammer, SDS-PLUS, LED light

Impact energy	1.3 J
Capacity	Concrete (w/ TCT bit): 16 mm (5/8") Concrete (w/ Diamond core bit): 32 mm (1-1/4") Steel: 13 mm (1/2") Wood: 24 mm (15/16")
Chuck capacity	Masonry: 16 mm (5/8")
Blows per minute (BPM)	1.5 - 13 mm (1/16 - 1/2") 0 - 5,300
No load speed (RPM)	0 - 1,600
Dimensions (L x W x H)	297 x 79 x 253 mm (11-3/4 x 3-1/8 x 10")
Net weight	2.3 - 3 kg (5 - 6.6 lbs.)



Charger, Battery, Side grip, Depth gauge

## HR166D Cordless Rotary Hammer 12V max

12V max CXT BL Cordless 16 mm (5/8") Rotary Hammer, SDS-PLUS, LED light

Impact energy	EPTA-Procedure 05/2009: 1.1 J
Capacity	Concrete: 16 mm (5/8") Steel: 10 mm (3/8") Wood: 13 mm (1/2")
Chuck capacity	Masonry: 16 mm (5/8")
Blows per minute (BPM)	1.5 - 13 mm (1/16 - 1/2") 0 - 4,800
No load speed (RPM)	0 - 680
Dimensions (L x W x H)	w/ BL1016/BL1021B: 250 x 74 x 187 mm (9-7/8 x 2-15/16 x 7-3/8") w/ BL1041B: 250 x 74 x 206 mm (9-7/8 x 2-15/16 x 8-1/8")
Net weight	1.8 - 2.4 kg (4.1 - 5.4 lbs.)



Dust cup (country-specific), Side grip, Depth gauge, Battery, Charger

## HR140D Cordless Rotary Hammer 12V max

12V max CXT Cordless 14 mm (9/16") Rotary Hammer, SDS-PLUS, LED light

Impact energy	EPTA-Procedure 05/2009: 1.0 J
Capacity	Concrete: 14 mm (9/16") Steel: 10 mm (3/8") Wood: 13 mm (1/2")
Chuck capacity	Masonry: 14 mm (9/16")
Blows per minute (BPM)	1.5 - 13 mm (1/16 - 1/2") 0 - 4,900
No load speed (RPM)	0 - 850
Dimensions (L x W x H)	w/ BL1016/BL1021B: 246 x 74 x 179 mm (9-11/16 x 2-15/16 x 7") w/ BL1041B: 246 x 74 x 198 mm (9-11/16 x 2-15/16 x 7-3/4")
Net weight	1.9 - 2.6 kg (4.3 - 5.6 lbs.)



Side grip, Depth gauge, Dust cup (country-specific), Battery, Charger

# Hammer drilling/Chiselling

## HR5212C

Rotary Hammer

52 mm (2-1/16") 20.0 J AVT SOFT NO LOAD Rotary Hammer, SDS-MAX



Continuous rating Input	1,510W
Impact energy	EPTA-Procedure 05/2009: 20 J
Capacity	Concrete (w/TCT bit): 52 mm (2") Core cutter: 80 mm (3-1/8") Masonry: 52 mm (2")
Blows per minute (BPM)	1,100 - 2,250
No load speed (RPM)	150 - 310
Dimensions (L x W x H)	599 x 140 x 287 mm (23-1/2 x 5-1/2 x 11-1/4")
Net weight	11.9 - 12 kg (26.2 - 26.5 lbs.)

**AVT SOFT NOLOAD**



Side handle, Side grip, Depth gauge, Grease vessel

## HR5202C

Rotary Hammer

52 mm (2-1/16") 19.1 J Rotary Hammer, SDS-MAX



Continuous rating Input	1,510W
Impact energy	EPTA-Procedure 05/2009: 19.1 J
Capacity	Concrete (w/TCT bit): 52 mm (2") Core cutter: 80 mm (3-1/8") Masonry: 52 mm (2")
Blows per minute (BPM)	1,100 - 2,250
No load speed (RPM)	150 - 310
Dimensions (L x W x H)	599 x 134 x 287 mm (23-1/2 x 5-1/4 x 11-1/4")
Net weight	10.9 - 11.1 kg (24.1 - 24.4 lbs.)



Side handle, Side grip, Depth gauge, Grease vessel

## HR4511C

Rotary Hammer

45 mm (1-3/4") 9.4 J AVT Rotary Hammer, SDS-MAX



Continuous rating Input	1,350W
Impact energy	EPTA-Procedure 05/2009: 9.4 J
Capacity	Concrete (w/TCT bit): 45 mm (1-3/4") Core cutter: 80 mm (3-1/8") Masonry: 45 mm (1-3/4")
Blows per minute (BPM)	1,250 - 2,750
No load speed (RPM)	130 - 280
Dimensions (L x W x H)	458 x 136 x 288 mm (18 x 5-3/8 x 11-3/8")
Net weight	9 - 9.1 kg (19.8 - 20.1 lbs.)

**AVT**



Side handle, Side grip, Depth gauge, Grease vessel

## HR4510C

Rotary Hammer

45 mm (1-3/4") 9.4 J AVT Rotary Hammer, SDS-MAX



Continuous rating Input	1,350W
Impact energy	EPTA-Procedure 05/2009: 9.4 J
Capacity	Concrete (w/TCT bit): 45 mm (1-3/4") Core cutter: 80 mm (3-1/8") Masonry: 45 mm (1-3/4")
Blows per minute (BPM)	1,250 - 2,750
No load speed (RPM)	130 - 280
Dimensions (L x W x H)	458 x 136 x 288 mm (18 x 5-3/8 x 11-3/8")
Net weight	8.9 - 9 kg (19.5 - 19.9 lbs.)

**AVT**



Side handle, Side grip, Depth gauge, Grease vessel

## HR4501C

Rotary Hammer

45 mm (1-3/4") 10.1 J Rotary Hammer, SDS-MAX



Continuous rating Input	1,350W
Impact energy	EPTA-Procedure 05/2009: 10.1 J
Capacity	Concrete (w/TCT bit): 45 mm (1-3/4") Core cutter: 80 mm (3-1/8") Masonry: 45 mm (1-3/4")
Blows per minute (BPM)	1,250 - 2,750
No load speed (RPM)	130 - 280
Dimensions (L x W x H)	458 x 121 x 288 mm (18 x 4-3/4 x 11-3/8")
Net weight	8.2 - 8.4 kg (18.1 - 18.5 lbs.)



Side handle, Side grip, Depth gauge, Grease vessel

## HR4041C

Rotary Hammer

40 mm (1-9/16") 9.2 J Rotary Hammer, Spline Shank



Continuous rating Input	1,100W
Capacity	Concrete (w/TCT bit): 40 mm (1-9/16") Masonry: 40 mm (1-9/16")
Blows per minute (BPM)	1,300 - 2,600
No load speed (RPM)	230 - 460
Dimensions (L x W x H)	428 x 107 x 247 mm (16-7/8 x 4-1/4 x 9-3/4")
Net weight	6.7 kg (14.8 lbs.)



Depth gauge, Side grip

## HR4030C

Rotary Hammer

40 mm (1-9/16") 9.2 J Rotary Hammer, 17 mm Hex Shank



Continuous rating Input	1,100W
Capacity	Concrete (w/TCT bit): 40 mm (1-9/16") Masonry: 40 mm (1-9/16")
Blows per minute (BPM)	1,300 - 2,600
No load speed (RPM)	230 - 460
Dimensions (L x W x H)	413 x 107 x 247 mm (16-1/4 x 4-1/4 x 9-3/4")
Net weight	6.9 kg (15.2 lbs.)



Depth gauge, Side grip

## HR4003C

Rotary Hammer

40 mm (1-9/16") 8.3 J Rotary Hammer, SDS-MAX



Continuous rating Input	1,100W
Impact energy	EPTA-Procedure 05/2009: 8.3 J
Capacity	Concrete (w/TCT bit): 40 mm (1-9/16") Core cutter: 80 mm (3-1/8") Masonry: 40 mm (1-9/16")
Blows per minute (BPM)	1,450 - 2,900
No load speed (RPM)	250 - 500
Dimensions (L x W x H)	479 x 106 x 263 mm (18-11/16 x 4-3/16 x 10-3/8")
Net weight	6.2 - 6.4 kg (13.7 - 14.1 lbs.)



Depth gauge, Side handle, Bit grease



# Hammer drilling/Chiselling

## HR4013C

Rotary Hammer

40 mm (1-9/16") 8.0 J AVT SOFT NO LOAD Rotary Hammer, SDS-MAX



Continuous rating Input	1,100W
Impact energy	EPTA-Procedure 05/2009: 8 J
Capacity	Concrete (w/TCT bit): 40 mm (1-9/16") Core cutter: 80 mm (3-1/8") Masonry: 40 mm (1-9/16")
Blows per minute (BPM)	1,450 - 2,900
No load speed (RPM)	250 - 500
Dimensions (L x W x H)	479 x 112 x 263 mm (18-11/16 x 4-3/8 x 10-3/8")
Net weight	6.8 - 6.9 kg (14.9 - 15.3 lbs.)

**AVT** SOFT NOLOAD



Depth gauge, Side handle, Bit grease

## HR4002

Rotary Hammer

40 mm (1-9/16") 6.1 J Rotary Hammer, SDS-MAX



Continuous rating Input	1,050W
Impact energy	EPTA-Procedure 05/2009: 6.1 J
Capacity	Concrete (w/TCT bit): 40 mm (1-9/16") Core cutter: 80 mm (3-1/8") Masonry: 40 mm (1-9/16")
Blows per minute (BPM)	2,500
No load speed (RPM)	680
Dimensions (L x W x H)	458 x 114 x 256 mm (18 x 4-1/2 x 10-1/8")
Net weight	6.6 - 6.8 kg (14.6 - 15 lbs.)



Side grip, Bit grease, Depth gauge

## HR3530

Rotary Hammer

35 mm (1-3/8") 6.2 J Rotary Hammer, 17 mm Hex Shank



Continuous rating Input	1,010W
Capacity	Concrete (w/TCT bit): 35 mm (1-3/8") Masonry: 35 mm (1-3/8")
Blows per minute (BPM)	3,100
No load speed (RPM)	760
Dimensions (L x W x H)	374 x 100 x 243 mm (14-3/4 x 3-15/16 x 9-9/16")
Net weight	5.8 kg (12.8 lbs.)



Side grip, Depth gauge

## HR3541FC

Combination Hammer

35 mm (1-3/8") 5.7 J AVT Combination Hammer, SDS-MAX, LED Job Light



Continuous rating Input	850W
Impact energy	EPTA-Procedure 05/2009: 5.7 J
Capacity	Concrete (w/TCT bit): 35 mm (1-3/8") Steel: 13 mm (1/2") Wood: 32 mm (1-1/4") Wood (Self-feed bit): 32 mm (1-1/4") Diamond core bit: 90 mm (3-1/2") Masonry: 35 mm (1-3/8")
Chuck capacity	1.5 - 13 mm (1/16 - 1/2")
Blows per minute (BPM)	1,650 - 3,300
No load speed (RPM)	315 - 630
Dimensions (L x W x H)	439 x 114 x 239 mm (17-1/4 x 4-1/2 x 9-3/8")
Net weight	5.6 - 5.7 kg (12.3 - 12.6 lbs.)

**AVT**



Depth gauge, Side grip, Bit grease

## HR3540C

Combination Hammer

35 mm (1-3/8") 5.6 J Combination Hammer, SDS-MAX



Continuous rating Input	850W
Impact energy	EPTA-Procedure 05/2009: 5.6 J
Capacity	Concrete (w/TCT bit): 35 mm (1-3/8") Steel: 13 mm (1/2") Wood: 32 mm (1-1/4") Wood (Self-feed bit): 32 mm (1-1/4") Diamond core bit: 90 mm (3-1/2") Masonry: 35 mm (1-3/8")
Chuck capacity	1.5 - 13 mm (1/16 - 1/2")
Blows per minute (BPM)	1,650 - 3,300
No load speed (RPM)	315 - 630
Dimensions (L x W x H)	439 x 108 x 239 mm (17-1/4 x 4-1/4 x 9-3/8")
Net weight	5.2 - 5.3 kg (11.4 - 11.6 lbs.)



Depth gauge, Side grip, Bit grease

## HR3210FCT

Combination Hammer

32 mm (1-1/4") 4.9 J AVT Combination Hammer, SDS-PLUS, Quick Change Drill Chuck, LED Job Light



Continuous rating Input	850W
Impact energy	EPTA-Procedure 05/2009: 4.9 J
Capacity	Concrete (w/TCT bit): 32 mm (1-1/4") Steel: 13 mm (1/2") Wood: 32 mm (1-1/4") Wood (Self-feed bit): 32 mm (1-1/4") Diamond core bit: 90 mm (3-1/2") Masonry: 32 mm (1-1/4")
Chuck capacity	1.5 - 13 mm (1/16 - 1/2")
Blows per minute (BPM)	1,650 - 3,300
No load speed (RPM)	315 - 630
Dimensions (L x W x H)	424 x 114 x 239 mm (16-3/4 x 4-1/2 x 9-3/8")
Net weight	5.4 - 5.6 kg (11.9 - 12.3 lbs.)

**AVT**



Quick change drill chuck

Quick change drill chuck, Depth gauge, Side grip, Grease vessel

## HR3210C

Combination Hammer

32 mm (1-1/4") 5.0 J AVT Combination Hammer, SDS-PLUS



Continuous rating Input	850W
Impact energy	EPTA-Procedure 05/2009: 5 J
Capacity	Concrete (w/TCT bit): 32 mm (1-1/4") Steel: 13 mm (1/2") Wood: 32 mm (1-1/4") Wood (Self-feed bit): 32 mm (1-1/4") Diamond core bit: 90 mm (3-1/2") Masonry: 32 mm (1-1/4")
Chuck capacity	1.5 - 13 mm (1/16 - 1/2")
Blows per minute (BPM)	1,650 - 3,300
No load speed (RPM)	315 - 630
Dimensions (L x W x H)	398 x 114 x 239 mm (15-5/8 x 4-1/2 x 9-3/8")
Net weight	5.2 - 5.6 kg (11.4 - 12.4 lbs.)

**AVT**



Depth gauge, Side grip, Grease vessel

## HR3200C

Combination Hammer

32 mm (1-1/4") 5.1 J Combination Hammer, SDS-PLUS



Continuous rating Input	850W
Impact energy	EPTA-Procedure 05/2009: 5.1 J
Capacity	Concrete (w/TCT bit): 32 mm (1-1/4") Steel: 13 mm (1/2") Wood: 32 mm (1-1/4") Wood (Self-feed bit): 32 mm (1-1/4") Diamond core bit: 90 mm (3-1/2") Masonry: 32 mm (1-1/4")
Chuck capacity	1.5 - 13 mm (1/16 - 1/2")
Blows per minute (BPM)	1,650 - 3,300
No load speed (RPM)	315 - 630
Dimensions (L x W x H)	398 x 108 x 239 mm (15-5/8 x 4-1/4 x 9-3/8")
Net weight	4.8 - 5.2 kg (10.5 - 11.5 lbs.)



Depth gauge, Side grip, Grease vessel

# Hammer drilling/Chiselling

## HR3012FC

Combination Hammer

30 mm (1-3/16") 3.9 J AVT Combination Hammer, SDS-PLUS, Quick Change Drill Chuck, LED Light



Continuous rating Input	1,050W
Impact energy	EPTA-Procedure 05/2009: 3.9 J
Capacity	Concrete (w/TCT bit): 30 mm (1-3/16") Concrete (w/ Diamond core bit): 80 mm (3-1/8") Steel: 13 mm (1/2") Wood: 32 mm (1-1/4") Wood (Self-feed bit): 32 mm (1-1/4") Diamond core bit: 80 mm (3-1/8") Masonry: 30 mm (1-3/16")
Chuck capacity	1.5 - 13 mm (1/16 - 1/2")
Blows per minute (BPM)	0 - 4,500
No load speed (RPM)	0 - 840
Dimensions (L x W x H)	386 x 98 x 242 mm (15-1/4 x 3-7/8 x 9-1/2")
Net weight	4.5 - 4.7 kg (9.9 - 10.4 lbs.)

AVT



Quick change drill chuck

Depth gauge, Side grip

## HR3011FC

Combination Hammer

30 mm (1-3/16") 3.9 J AVT Combination Hammer, SDS-PLUS, LED Light



Continuous rating Input	1,050W
Impact energy	EPTA-Procedure 05/2009: 3.9 J
Capacity	Concrete (w/TCT bit): 30 mm (1-3/16") Concrete (w/ Diamond core bit): 80 mm (3-1/8") Steel: 13 mm (1/2") Wood: 32 mm (1-1/4") Wood (Self-feed bit): 32 mm (1-1/4") Diamond core bit: 80 mm (3-1/8") Masonry: 30 mm (1-3/16")
Chuck capacity	1.5 - 13 mm (1/16 - 1/2")
Blows per minute (BPM)	0 - 4,500
No load speed (RPM)	0 - 840
Dimensions (L x W x H)	369 x 98 x 242 mm (14-1/2 x 3-7/8 x 9-1/2")
Net weight	4.4 - 4.8 kg (9.7 - 10.6 lbs.)

AVT



Depth gauge, Side grip

## HR3001C

Combination Hammer

30 mm (1-3/16") 3.9 J Combination Hammer, SDS-PLUS



Continuous rating Input	1,050W
Impact energy	EPTA-Procedure 05/2009: 3.9 J
Capacity	Concrete (w/TCT bit): 30 mm (1-3/16") Concrete (w/ Diamond core bit): 80 mm (3-1/8") Steel: 13 mm (1/2") Wood: 32 mm (1-1/4") Wood (Self-feed bit): 32 mm (1-1/4") Diamond core bit: 80 mm (3-1/8") Masonry: 30 mm (1-3/16")
Chuck capacity	1.5 - 13 mm (1/16 - 1/2")
Blows per minute (BPM)	0 - 4,500
No load speed (RPM)	0 - 840
Dimensions (L x W x H)	369 x 98 x 226 mm (14-1/2 x 3-7/8 x 8-7/8")
Net weight	4.1 - 4.5 kg (9.0 - 9.9 lbs.)



Depth gauge, Side grip

## HR2811FT

Combination Hammer

28 mm (1-1/8") 2.9 J Combination Hammer, SDS-PLUS, Quick Change Drill Chuck, LED Light



Continuous rating Input	800W
Impact energy	EPTA-Procedure 05/2009: 2.9 J
Capacity	Concrete (w/TCT bit): 28 mm (1-1/8") Steel: 13 mm (1/2") Wood: 32 mm (1-1/4") Wood (Self-feed bit): 32 mm (1-1/4") Diamond core bit: 80 mm (3-1/8") Masonry: 28 mm (1-1/4")
Chuck capacity	1.5 - 13 mm (1/16 - 1/2")
Blows per minute (BPM)	0 - 4,500
No load speed (RPM)	0 - 1,100
Dimensions (L x W x H)	345 x 89 x 225 mm (13-5/8 x 3-1/2 x 8-7/8")
Net weight	3.6 - 3.9 kg (8.0 - 8.6 lbs.)



Quick change drill chuck

Quick change drill chuck, Depth gauge, Side grip

## HR2811F

Combination Hammer

28 mm (1-1/8") 2.8 J Combination Hammer, SDS-PLUS, LED Light



Continuous rating Input	800W
Impact energy	EPTA-Procedure 05/2009: 2.8 J
Capacity	Concrete (w/TCT bit): 28 mm (1-1/8") Steel: 13 mm (1/2") Wood: 32 mm (1-1/4") Wood (Self-feed bit): 32 mm (1-1/4") Diamond core bit: 80 mm (3-1/8") Masonry: 28 mm (1-1/8")
Chuck capacity	1.5 - 13 mm (1/16 - 1/2")
Blows per minute (BPM)	0 - 4,500
No load speed (RPM)	0 - 1,100
Dimensions (L x W x H)	320 x 89 x 225 mm (12-5/8 x 3-1/2 x 8-7/8")
Net weight	3.5 - 3.9 kg (7.7 - 8.7 lbs.)



Depth gauge, Side grip

## HR2810T

Combination Hammer

28 mm (1-1/8") 2.9 J Combination Hammer, SDS-PLUS, Quick Change Drill Chuck



Continuous rating Input	800W
Impact energy	EPTA-Procedure 05/2009: 2.9 J
Capacity	Concrete (w/TCT bit): 28 mm (1-1/8") Steel: 13 mm (1/2") Wood: 32 mm (1-1/4") Wood (Self-feed bit): 32 mm (1-1/4") Diamond core bit: 80 mm (3-1/8") Masonry: 28 mm (1-1/8")
Chuck capacity	1.5 - 13 mm (1/16 - 1/2")
Blows per minute (BPM)	0 - 4,500
No load speed (RPM)	0 - 1,100
Dimensions (L x W x H)	339 x 89 x 225 mm (13-3/8 x 3-1/2 x 8-7/8")
Net weight	3.5 - 3.8 kg (7.8 - 8.4 lbs.)



Quick change drill chuck

Quick change drill chuck, Depth gauge, Side grip

## HR2810

Combination Hammer

28 mm (1-1/8") 2.8 J Combination Hammer, SDS-PLUS



Continuous rating Input	800W
Impact energy	EPTA-Procedure 05/2009: 2.8 J
Capacity	Concrete (w/TCT bit): 28 mm (1-1/8") Steel: 13 mm (1/2") Wood: 32 mm (1-1/4") Wood (Self-feed bit): 32 mm (1-1/4") Diamond core bit: 80 mm (3-1/8") Masonry: 28 mm (1-1/8")
Chuck capacity	1.5 - 13 mm (1/16 - 1/2")
Blows per minute (BPM)	0 - 4,500
No load speed (RPM)	0 - 1,100
Dimensions (L x W x H)	314 x 89 x 225 mm (12-3/8 x 3-1/2 x 8-7/8")
Net weight	3.4 - 3.8 kg (7.5 - 8.5 lbs.)



Depth gauge, Side grip

## HR2800

Rotary Hammer

28 mm (1-1/8") 2.8 J Rotary Hammer, SDS-PLUS



Continuous rating Input	800W
Impact energy	EPTA-Procedure 05/2009: 2.8 J
Capacity	Concrete (w/TCT bit): 28 mm (1-1/8") Concrete (w/ Diamond core bit): 80 mm (3-1/8") Steel: 13 mm (1/2") Wood: 32 mm (1-1/4") Masonry: 28 mm (1-1/8") Wood (Self-feed bit): 32 mm (1-1/4")
Chuck capacity	1.5 - 13 mm (1/16 - 1/2")
Blows per minute (BPM)	0 - 4,500
No load speed (RPM)	0 - 1,100
Dimensions (L x W x H)	314 x 89 x 225 mm (12-3/8 x 3-1/2 x 8-7/8")
Net weight	3.4 - 3.8 kg (7.4 - 8.4 lbs.)



Depth gauge, Side grip

# Hammer drilling/Chiselling

## HR2641

Combination Hammer

26 mm (1") 2.4 J AVT D-Handle Combination Hammer, SDS-PLUS



Continuous rating Input	800W
Impact energy	EPTA-Procedure 05/2009: 2.4 J
Capacity	Concrete: 26 mm (1") Steel: 13 mm (1/2") Wood: 32 mm (1-1/4") Wood (Self-feed bit): 32 mm (1-1/4") Diamond core bit: 80 mm (3-1/8") Masonry: 26 mm (1")
Chuck capacity	1.5 - 13 mm (1/16 - 1/2")
Blows per minute (BPM)	0 - 4,500
No load speed (RPM)	0 - 1,100
Dimensions (L x W x H)	422 x 76 x 156 mm (16-5/8 x 3 x 6-1/8")
Net weight	3.1 - 3.5 kg (6.8 - 7.8 lbs.)

AVT



Side handle, Depth gauge

## HR2631FT

Combination Hammer

26 mm (1") 2.4 J AVT Combination Hammer, SDS-PLUS, Quick Change Chuck, LED Light



Continuous rating Input	800W
Impact energy	EPTA-Procedure 05/2009: 2.4 J
Capacity	Concrete: 26 mm (1") Steel: 13 mm (1/2") Wood: 32 mm (1-1/4") Wood (Self-feed bit): 32 mm (1-1/4") Diamond core bit: 80 mm (3-1/8") Masonry: 26 mm (1")
Chuck capacity	1.5 - 13 mm (1/16 - 1/2")
Blows per minute (BPM)	0 - 4,600
No load speed (RPM)	0 - 1,200
Dimensions (L x W x H)	385 x 77 x 209 mm (15-1/8 x 3 x 8-1/4")
Net weight	3.1 - 3.6 kg (6.8 - 7.9 lbs.)

AVT



Quick change drill chuck

Side handle, Depth gauge, Quick change drill chuck, Bit grease (country-specific), Dust cup (country-specific), Bull point (country-specific), Scaling chisel (country-specific), Cold chisel (country-specific)

## HR2631F

Combination Hammer

26 mm (1") 2.4 J AVT Combination Hammer, SDS-PLUS, LED Light



Continuous rating Input	800W
Impact energy	EPTA-Procedure 05/2009: 2.4 J
Capacity	Concrete: 26 mm (1") Steel: 13 mm (1/2") Wood: 32 mm (1-1/4") Wood (Self-feed bit): 32 mm (1-1/4") Diamond core bit: 80 mm (3-1/8") Masonry: 26 mm (1")
Chuck capacity	1.5 - 13 mm (1/16 - 1/2")
Blows per minute (BPM)	0 - 4,600
No load speed (RPM)	0 - 1,200
Dimensions (L x W x H)	361 x 77 x 209 mm (14-1/4 x 3 x 8-1/4")
Net weight	2.9 - 3.4 kg (6.4 - 7.4 lbs.)

AVT



Side handle, Depth gauge, Bit grease (country-specific), Dust cup (country-specific), Bull point (country-specific), Cold chisel (country-specific)

## HR2630T

Combination Hammer

26 mm (1") 2.4 J Combination Hammer, SDS-PLUS, Quick Change Chuck



Continuous rating Input	800W
Impact energy	EPTA-Procedure 05/2009: 2.4 J
Capacity	Concrete: 26 mm (1") Steel: 13 mm (1/2") Wood: 32 mm (1-1/4") Wood (Self-feed bit): 32 mm (1-1/4") Diamond core bit: 80 mm (3-1/8") Masonry: 26 mm (1")
Chuck capacity	1.5 - 13 mm (1/16 - 1/2")
Blows per minute (BPM)	0 - 4,600
No load speed (RPM)	0 - 1,200
Dimensions (L x W x H)	385 x 77 x 209 mm (15-1/8 x 3 x 8-1/4")
Net weight	3 - 3.5 kg (6.6 - 7.7 lbs.)

AVT



Quick change drill chuck

Side handle, Depth gauge, Quick change drill chuck, Bit grease (country-specific), Dust cup (country-specific), Bull point (country-specific), Scaling chisel (country-specific), Cold chisel (country-specific)

## HR2630

Combination Hammer

26 mm (1") 2.4 J Combination Hammer, SDS-PLUS



Continuous rating Input	800W
Impact energy	EPTA-Procedure 05/2009: 2.4 J
Capacity	Concrete: 26 mm (1") Steel: 13 mm (1/2") Wood: 32 mm (1-1/4") Wood (Self-feed bit): 32 mm (1-1/4") Diamond core bit: 80 mm (3-1/8") Masonry: 26 mm (1")
Chuck capacity	1.5 - 13 mm (1/16 - 1/2")
Blows per minute (BPM)	0 - 4,600
No load speed (RPM)	0 - 1,200
Dimensions (L x W x H)	385 x 77 x 209 mm (15-1/8 x 3 x 8-1/4")
Net weight	2.8 - 3.3 kg (6.3 - 7.2 lbs.)



Side handle, Depth gauge, Bit grease (country-specific), Dust cup (country-specific), Bull point (country-specific), Scaling chisel (country-specific), Cold chisel (country-specific)

## HR2601

Rotary Hammer

26 mm (1") 2.4 J AVT Rotary Hammer, SDS-PLUS



Continuous rating Input	800W
Impact energy	EPTA-Procedure 05/2009: 2.4 J
Capacity	Concrete (w/TCT bit): 26 mm (1") Concrete (w/ Diamond core bit): 80 mm (3-1/8") Steel: 13 mm (1/2") Wood: 32 mm (1-1/4") Masonry: 26 mm (1") Wood (Self-feed bit): 32 mm (1-1/4")
Chuck capacity	1.5 - 13 mm (1/16 - 1/2")
Blows per minute (BPM)	0 - 4,600
No load speed (RPM)	0 - 1,200
Dimensions (L x W x H)	361 x 77 x 209 mm (14-1/4 x 3 x 8-1/4")
Net weight	3.1 - 3.6 kg (6.9 - 7.8 lbs.)

AVT



Side grip, Depth gauge

## HR2600

Rotary Hammer

26 mm (1") 2.4 J Rotary Hammer, SDS-PLUS



Continuous rating Input	800W
Impact energy	EPTA-Procedure 05/2009: 2.4 J
Capacity	Concrete (w/TCT bit): 26 mm (1") Concrete (w/ Diamond core bit): 80 mm (3-1/8") Steel: 13 mm (1/2") Wood: 32 mm (1-1/4") Masonry: 26 mm (1") Wood (Self-feed bit): 32 mm (1-1/4")
Chuck capacity	1.5 - 13 mm (1/16 - 1/2")
Blows per minute (BPM)	0 - 4,600
No load speed (RPM)	0 - 1,200
Dimensions (L x W x H)	361 x 77 x 209 mm (14-1/4 x 3 x 8-1/4")
Net weight	3 - 3.4 kg (6.5 - 7.5 lbs.)



Side grip, Depth gauge

## HR2653T

Combination Hammer with Self Dust Collection

26 mm (1") 2.2 J AVT Combination Hammer with HEPA Self Dust Collection, SDS-PLUS, Quick Change Chuck



Continuous rating Input	800W
Impact energy	EPTA-Procedure 05/2009: 2.2 J
Capacity	Concrete: 26 mm (1") Steel: 13 mm (1/2") Wood: 32 mm (1-1/4") Wood (Self-feed bit): 32 mm (1-1/4") Masonry: 26 mm (1") Wood (Auger bit): 32 mm (1-1/4") Diamond core bit: 80 mm (3-1/8")
Chuck capacity	1.5 - 13 mm (1/16 - 1/2")
Blows per minute (BPM)	0 - 4,600
No load speed (RPM)	0 - 1,200
Dimensions (L x W x H)	630 x 89 x 260 mm (24-3/4 x 3-1/2 x 10-1/4")
Net weight	3.2 - 4.5 kg (7.2 - 9.9 lbs.)

AVT



Quick change drill chuck

Side grip, Depth gauge, Sealing cap

# Hammer drilling/Chiselling

## HR2653

Combination Hammer with Self Dust Collection

26 mm (1") 2.2 J AVT Combination Hammer with HEPA Self Dust Collection, SDS-PLUS



Continuous rating Input	800W
Impact energy	EPTA-Procedure 05/2009: 2.2 J
Capacity	Concrete: 26 mm (1")
	Steel: 13 mm (1/2")
	Wood: 32 mm (1-1/4")
	Wood (Self-feed bit): 32 mm (1-1/4")
	Masonry: 26 mm (1")
	Wood (Auger bit): 32 mm (1-1/4")
	Diamond core bit: 80 mm (3-1/8")
Chuck capacity	1.5 - 13 mm (1/16 - 1/2")
Blows per minute (BPM)	0 - 4,600
No load speed (RPM)	0 - 1,200
Dimensions (L x W x H)	604 x 89 x 260 mm (23-3/4 x 3-1/2 x 10-1/4")
Net weight	3.1 - 4.3 kg (6.9 - 9.6 lbs.)

AVT



Side grip, Depth gauge, Sealing cap

## HR2652

Combination Hammer with Self Dust Collection

26 mm (1") 2.2 J Combination Hammer with HEPA Self Dust Collection, SDS-PLUS



Continuous rating Input	800W
Impact energy	EPTA-Procedure 05/2009: 2.2 J
Capacity	Concrete: 26 mm (1")
	Steel: 13 mm (1/2")
	Wood: 32 mm (1-1/4")
	Wood (Self-feed bit): 32 mm (1-1/4")
	Masonry: 26 mm (1")
	Wood (Auger bit): 32 mm (1-1/4")
	Diamond core bit: 80 mm (3-1/8")
Chuck capacity	1.5 - 13 mm (1/16 - 1/2")
Blows per minute (BPM)	0 - 4,600
No load speed (RPM)	0 - 1,200
Dimensions (L x W x H)	604 x 89 x 260 mm (23-3/4 x 3-1/2 x 10-1/4")
Net weight	3 - 4.3 kg (6.7 - 9.4 lbs.)



Side grip, Depth gauge, Sealing cap

## HR2663

Combination Hammer with Self Dust Collection

26 mm (1") 2.2 J AVT D-Handle Combination Hammer with HEPA Self Dust Collection, SDS-PLUS



Continuous rating Input	800W
Impact energy	EPTA-Procedure 05/2009: 2.2 J
Capacity	Concrete: 26 mm (1")
	Steel: 13 mm (1/2")
	Wood: 32 mm (1-1/4")
	Wood (Self-feed bit): 32 mm (1-1/4")
	Masonry: 26 mm (1")
	Wood (Auger bit): 32 mm (1-1/4")
	Diamond core bit: 80 mm (3-1/8")
Chuck capacity	1.5 - 13 mm (1/16 - 1/2")
Blows per minute (BPM)	0 - 4,500
No load speed (RPM)	0 - 1,100
Dimensions (L x W x H)	666 x 89 x 260 mm (26-1/4 x 3-1/2 x 10-1/4")
Net weight	3.3 - 4.6 kg (7.3 - 10.0 lbs.)

AVT



Side grip, Depth gauge, Sealing cap

## HR2470FT

Combination Hammer

24 mm (15/16") 2.4 J Combination Hammer, SDS-PLUS, Quick Change Chuck, LED Light



Continuous rating Input	780W
Impact energy	EPTA-Procedure 05/2009: 2.4 J
Capacity	Concrete: 24 mm (15/16")
	Steel: 13 mm (1/2")
	Wood: 32 mm (1-1/4")
	Wood (Self-feed bit): 32 mm (1-1/4")
	Masonry: 24 mm (15/16")
	Diamond core bit: 65 mm (2-9/16")
Chuck capacity	1.5 - 13 mm (1/16 - 1/2")
Blows per minute (BPM)	0 - 4,500
No load speed (RPM)	0 - 1,100
Dimensions (L x W x H)	394 x 84 x 214 mm (15-1/2 x 3-5/16 x 8-3/8")
Net weight	3 - 3.3 kg (6.7 - 7.3 lbs.)



Quick change drill chuck

Side handle, Depth gauge, Quick change drill chuck, Bull point (country-specific)

## HR2470T

Combination Hammer

24 mm (15/16") 2.4 J Combination Hammer, SDS-PLUS, Quick Change Chuck



Continuous rating Input	780W
Impact energy	EPTA-Procedure 05/2009: 2.4 J
Capacity	Concrete: 24 mm (15/16")
	Steel: 13 mm (1/2")
	Wood: 32 mm (1-1/4")
	Wood (Self-feed bit): 32 mm (1-1/4")
	Diamond core bit: 65 mm (2-9/16")
	Masonry: 24 mm (15/16")
Chuck capacity	1.5 - 13 mm (1/16 - 1/2")
Blows per minute (BPM)	0 - 4,500
No load speed (RPM)	0 - 1,100
Dimensions (L x W x H)	394 x 84 x 214 mm (15-1/2 x 3-5/16 x 8-3/8")
Net weight	3 - 3.3 kg (6.7 - 7.3 lbs.)



Quick change drill chuck

Side handle, Depth gauge, Quick change drill chuck, Scaling chisel (country-specific)

## HR2470F

Combination Hammer

24 mm (15/16") 2.4 J Combination Hammer, SDS-PLUS, LED Job Light



Continuous rating Input	780W
Impact energy	EPTA-Procedure 05/2009: 2.4 J
Capacity	Concrete: 24 mm (15/16")
	Steel: 13 mm (1/2")
	Wood: 32 mm (1-1/4")
	Wood (Self-feed bit): 32 mm (1-1/4")
	Diamond core bit: 65 mm (2-9/16")
	Masonry: 24 mm (15/16")
Chuck capacity	1.5 - 13 mm (1/16 - 1/2")
Blows per minute (BPM)	0 - 4,500
No load speed (RPM)	0 - 1,100
Dimensions (L x W x H)	370 x 84 x 214 mm (14-1/2 x 3-5/16 x 8-3/8")
Net weight	2.9 - 3.3 kg (6.4 - 7.3 lbs.)



Side handle, Depth gauge, Bull point (country-specific)

## HR2470

Combination Hammer

24 mm (15/16") 2.4 J Combination Hammer, SDS-PLUS



Continuous rating Input	780W
Impact energy	EPTA-Procedure 05/2009: 2.4 J
Capacity	Concrete: 24 mm (15/16")
	Steel: 13 mm (1/2")
	Wood: 32 mm (1-1/4")
	Wood (Self-feed bit): 32 mm (1-1/4")
	Diamond core bit: 65 mm (2-9/16")
	Masonry: 24 mm (15/16")
Chuck capacity	1.5 - 13 mm (1/16 - 1/2")
Blows per minute (BPM)	0 - 4,500
No load speed (RPM)	0 - 1,100
Dimensions (L x W x H)	370 x 84 x 214 mm (14-1/4 x 3-5/16 x 8-3/8")
Net weight	2.9 - 3.3 kg (6.4 - 7.3 lbs.)



Side handle, Depth gauge, Bull point (country-specific), Scaling chisel (country-specific), Cold chisel (country-specific)

## HR2460

Rotary Hammer

24 mm (15/16") 2.4 J Rotary Hammer, SDS-PLUS



Continuous rating Input	780W
Impact energy	EPTA-Procedure 05/2009: 2.4 J
Capacity	Concrete: 24 mm (15/16")
	Steel: 13 mm (1/2")
	Wood: 32 mm (1-1/4")
	Masonry: 24 mm (15/16")
	Wood (Self-feed bit): 32 mm (1-1/4")
Chuck capacity	1.5 - 13 mm (1/16 - 1/2")
Blows per minute (BPM)	0 - 4,500
No load speed (RPM)	0 - 1,100
Dimensions (L x W x H)	362 x 84 x 214 mm (14-1/4 x 3-5/16 x 8-3/8")
Net weight	2.8 - 3.2 kg (6.1 - 7 lbs.)



Side grip, Depth gauge

# Hammer drilling/Chiselling

## HR2475

Combination Hammer

24 mm (15/16") 2.3 J D-Handle Combination Hammer, SDS-PLUS



Continuous rating Input	780W
Impact energy	EPTA-Procedure 05/2009: 2.3 J
Capacity	Concrete: 24 mm (15/16") Steel: 13 mm (1/2") Wood: 32 mm (1-1/4") Wood (Self-feed bit): 32 mm (1-1/4") Diamond core bit: 65 mm (2-9/16") Masonry: 24 mm (15/16")
Chuck capacity	1.5 - 13 mm (1/16 - 1/2")
Blows per minute (BPM)	0 - 4,500
No load speed (RPM)	0 - 1,100
Dimensions (L x W x H)	429 x 84 x 158 mm (16-7/8 x 3-5/16 x 6-1/4")
Net weight	3 - 3.4 kg (6.6 - 7.6 lbs.)



Side handle, Depth gauge

## HR2320T

Combination Hammer

23 mm (7/8") 2.3 J Combination Hammer, SDS-PLUS, Quick Change Drill Chuck



Continuous rating Input	720W
Impact energy	EPTA-Procedure 05/2009: 2.3 J
Capacity	Concrete: 23 mm (7/8") Steel: 13 mm (1/2") Wood: 32 mm (1-1/4") Wood (Self-feed bit): 32 mm (1-1/4") Diamond core bit: 70 mm (2-3/4") Masonry: 23 mm (7/8")
Chuck capacity	1.5 - 13 mm (1/16 - 1/2")
Blows per minute (BPM)	0 - 4,600
No load speed (RPM)	0 - 1,200
Dimensions (L x W x H)	380 x 77 x 209 mm (15 x 3 x 8-1/4")
Net weight	2.9 - 3.2 kg (6.4 - 7 lbs.)



Quick change drill chuck



Quick change drill chuck, Side grip, Depth gauge

## HR2300

Rotary Hammer

23 mm (7/8") 2.3 J Rotary Hammer, SDS-PLUS



Continuous rating Input	720W
Impact energy	EPTA-Procedure 05/2009: 2.3 J
Capacity	Concrete (w/ TCT bit): 23 mm (7/8") Concrete (w/ Diamond core bit): 70 mm (2-3/4") Steel: 13 mm (1/2") Wood: 32 mm (1-1/4") Masonry: 23 mm (7/8") Wood (Self-feed bit): 32 mm (1-1/4")
Chuck capacity	1.5 - 13 mm (1/16 - 1/2")
Blows per minute (BPM)	0 - 4,600
No load speed (RPM)	0 - 1,200
Dimensions (L x W x H)	356 x 77 x 209 mm (14 x 3 x 8-1/4")
Net weight	2.7 - 3.1 kg (5.9 - 6.9 lbs.)



Side grip, Depth gauge

## HR2230

Rotary Hammer

22 mm (7/8") 2.2 J Rotary Hammer, SDS-PLUS



Continuous rating Input	710W
Impact energy	EPTA-Procedure 05/2009: 2.2 J
Capacity	Concrete (w/ TCT bit): 22 mm (7/8") Concrete (w/ Diamond core bit): 65 mm (2-9/16") Steel: 13 mm (1/2") Wood: 32 mm (1-1/4") Masonry: 22 mm (7/8") Wood (Self-feed bit): 32 mm (1-1/4")
Chuck capacity	1.5 - 13 mm (1/16 - 1/2")
Blows per minute (BPM)	0 - 4,050
No load speed (RPM)	0 - 1,050
Dimensions (L x W x H)	357 x 84 x 214 mm (14 x 3-5/16 x 8-3/8")
Net weight	2.6 - 3.1 kg (5.8 - 6.8 lbs.)



Side grip, Depth gauge

## HR1841F

Rotary Hammer

18 mm (11/16") 1.4 J AVT Rotary Hammer, SDS-PLUS, LED Job Light



Continuous rating Input	470W
Impact energy	EPTA-Procedure 05/2009: 1.4 J
Capacity	Concrete: 18 mm (11/16") Steel: 13 mm (1/2") Wood: 24 mm (15/16") Masonry: 18 mm (11/16")
Chuck capacity	1.5 - 13 mm (1/16 - 1/2")
Blows per minute (BPM)	0 - 4,800
No load speed (RPM)	0 - 2,100
Dimensions (L x W x H)	285 x 75 x 208 mm (11-1/4 x 3 x 8-3/16")
Net weight	2 - 2.5 kg (4.5 - 5.4 lbs.)

**AVT**



Dust cup (country-specific), Side grip, Depth gauge

## HR1840

Rotary Hammer

18 mm (11/16") 1.4 J Rotary Hammer, SDS-PLUS



Continuous rating Input	470W
Impact energy	EPTA-Procedure 05/2009: 1.4 J
Capacity	Concrete: 18 mm (11/16") Steel: 13 mm (1/2") Wood: 24 mm (15/16") Masonry: 18 mm (11/16")
Chuck capacity	1.5 - 13 mm (1/16 - 1/2")
Blows per minute (BPM)	0 - 4,800
No load speed (RPM)	0 - 2,100
Dimensions (L x W x H)	285 x 75 x 208 mm (11-1/4 x 3 x 8-3/16")
Net weight	2 - 2.4 kg (4.3 - 5.3 lbs.)







































Dust cup (country-specific), Side grip, Depth gauge





# Compatibility list between Model and Drill Bit


 Adapted for SDS-MAX bits	 Adapted for SDS-PLUS bits
	Compatible size range of TCT Drill Bit
	Recommended size range of Drill Bit
	Compatible size range of Core Bit


Capacity	Bit	Model No.	Battery	0 5 10 15 20 25 30 40 50 60 70 80 90 100 110 120 130 140 150 160																		
				[Scale with tick marks]																		
14 mm		HR140D 	12V max	3.2-14 3.2-10																	Diamond Core Bit/Core Bit not recommended	
16 mm		HR166D 	12V max	3.2-16 3.2-10																	Diamond Core Bit/Core Bit not recommended	
16 mm		DHR165 	18V	3.2-16 3.2-10																	35	Diamond Core Bit (Dry Type): 32 mm
17 mm		DHR171 	18V	3.2-17 3.2-10																		Diamond Core Bit/Core Bit not recommended
18 mm		DHR182 	18V	3.2-18 3.2-10																	35	Diamond Core Bit (Dry Type): 32 mm
18 mm		DHR183 	18V	3.2-18 3.2-10																		Diamond Core Bit/Core Bit not recommended
20 mm		DHR202 	18V	3.2-20 4-12																	35-54	Diamond Core Bit (Dry Type): 32 mm
24 mm		DHR241 	18V	3.2-20 4-12																	35-54	Diamond Core Bit (Dry Type): 32 mm
24 mm		DHR242 / DHR243 	18V	3.2-24 4-16																	35-54	Diamond Core Bit (Dry Type): 32~65 mm
26 mm		DHR263 / DHR264 	18V x2	3.2-26 4-18																	35-54	Diamond Core Bit (Dry Type): 32~65 mm
28 mm		DHR280 / DHR281 / DHR282 / DHR283 	18V x2	3.2-28 6-20																	35-54	Diamond Core Bit (Dry Type): 32~65 mm
20 mm		HR010G 	40V max	3.2-20 3.2-12																	35	Diamond Core Bit (Dry Type): 32 mm
28 mm		HR001G / HR002G / HR003G / HR004G 	40V max	3.2-28 6-20																	35-54	Diamond Core Bit (Dry Type): 32~65 mm
28 mm		HR007G 	40V max	3.2-28 6-20																	35-54	Diamond Core Bit (Dry Type): 32~65 mm
30 mm		HR008G / HR009G 	40V max	6-30 8-22																	35-80	Diamond Core Bit (Dry Type): 32~80 mm
40 mm		DHR400 	18V x2	10-40 16-35 20-105																		
40 mm		HR005G 	40V max	10-40 16-35 20-105																		
52 mm		HR006G 	40V max x2	19-52 25-45 20-160																		


# Compatibility list between Model and Drill Bit

































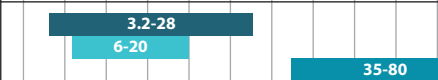





























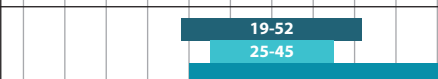
 Adapted for SDS-MAX bits

 Adapted for SDS-PLUS bits

 Compatible size range of TCT Drill Bit

 Recommended size range of Drill Bit

 Compatible size range of Core Bit

Capacity	Bit	Model No.	Powered	Capacity (mm)																
				0	5	10	15	20	25	30	40	50	60	70	80	90	100	110	120	130
18 mm	 HR1841F / HR1840 	AC																		Diamond Core Bit (Dry Type): 32~65 mm
22 mm	 HR2230 	AC																		Diamond Core Bit (Dry Type): 32~65 mm
23 mm	 HR2320T 	AC																		Diamond Core Bit (Dry Type): 32~70 mm
23 mm	 HR2300 	AC																		Diamond Core Bit (Dry Type): 32~70 mm
24 mm	 HR2460 / HR2470 / HR2470F / HR2470T / HR2470FT 	AC																		Diamond Core Bit (Dry Type): 32~65 mm
24 mm	 HR2475 	AC																		Diamond Core Bit (Dry Type): 32~65 mm
26 mm	 HR2641 	AC																		Diamond Core Bit (Dry Type): 32~80 mm
26 mm	 HR2630 / HR2631F / HR2630T / HR2631FT 	AC																		Diamond Core Bit (Dry Type): 32~80 mm
26 mm	 HR2600 / HR2601 	AC																		Diamond Core Bit (Dry Type): 32~80 mm
26 mm	 HR2652 / HR2653 / HR2653T / HR2663 	AC																		Diamond Core Bit (Dry Type): 32~80 mm
28 mm	 HR2800 / HR2810 / HR2810T / HR2811F / HR2811FT 	AC																		Diamond Core Bit (Dry Type): 32~80 mm
30 mm	 HR3001C / HR3011FC / HR3012FC 	AC																		Diamond Core Bit (Dry Type): 32~80 mm
32 mm	 HR3210C / HR3210FCT / HR3200C 	AC																		Diamond Core Bit (Dry Type): 32~90 mm
35 mm	 HR3530 	AC																		
35 mm	 HR3540C / HR3541FC 	AC																		
40 mm	 HR4041C 	AC																		
40 mm	 HR4030C 	AC																		
40 mm	 HR4013C / HR4003C 	AC																		
40 mm	 HR4002 	AC																		
45 mm	 HR4511C / HR4510C / HR4501C 	AC																		
52 mm	 HR5212C / HR5202C 	AC																		

# Comparison List

Model No.	Powered	Capacity / Concrete (mm)	Impact energy (EPTA-Procedure 05/2009)	Type	Net weight (kg)	AVT	Soft No load	Built-in Job Light	Quick change
<b>Cordless Rotary Hammer / Cordless Combination Hammer</b>									
SDS-MAX Shank									
HR006G	40Vmax x2	52	21.4	Rotary	12.9 - 14.3 kg (28.4 - 31.5 lbs.)	●	●	●	-
HR005G	40Vmax	40	8	Rotary	7.4 - 8.2 kg (16.3 - 18.1 lbs.)	●	●	●	-
DHR400	18V x2	40	8	Rotary	7.3 - 8.1 kg (16.1 - 17.9 lbs.)	●	●	●	-
SDS-PLUS Shank									
HR009G	40Vmax	30	3.9	Combination	5.3 - 6.7 kg (11.7 - 14.8 lbs.)	●	-	●	●
HR008G	40Vmax	30	3.9	Combination	5.2 - 6.8 kg (11.5 - 15.0 lbs.)	●	-	●	-
HR002G	40Vmax	28	2.9	Combination	4.1 - 4.6 kg (9.0 - 10.1 lbs.)	●	●	●	●
HR001G	40Vmax	28	2.8	Combination	3.9 - 4.6 kg (8.6 - 10.1 lbs.)	●	●	●	-
HR004G	40Vmax	28	2.9	Combination	4.0 - 4.5 kg (8.8 - 9.9 lbs.)	●	-	●	●
HR003G	40Vmax	28	2.8	Combination	3.9 - 4.6 kg (8.6 - 10.1 lbs.)	●	-	●	-
HR007G	40Vmax	28	3	Combination	3.8 - 4.8 kg (8.4 - 10.6 lbs.)	●	-	●	-
HR010G	40Vmax	20	2.1	Combination	2.8 - 4.5 kg (6.2 - 9.9 lbs.)	●	-	●	-
DHR283	18V x2	28	2.9	Combination	4.0 - 4.9 kg (8.8 - 10.8 lbs.)	●	●	●	●
DHR282	18V x2	28	2.8	Combination	3.9 - 5.0 kg (8.6 - 11.0 lbs.)	●	●	●	-
DHR281	18V x2	28	2.9	Combination	4.0 - 4.9 kg (8.8 - 10.8 lbs.)	●	●	●	●
DHR280	18V x2	28	2.8	Combination	3.8 - 4.9 kg (8.4 - 10.8 lbs.)	●	●	●	-
DHR264	18V x2	26	2.5	Combination	4.2 - 5.1 kg (9.2 - 11.2 lbs.)	-	-	●	●
DHR263	18V x2	26	2.5	Combination	4.1 - 5.1 kg (9 - 11.3 lbs.)	-	-	●	-
DHR243	18V	24	2	Combination	3.2 - 3.7 kg (6.9 - 8.3 lbs.)	-	-	-	●
DHR242	18V	24	2	Combination	3.1 - 3.8 kg (6.7 - 8.4 lbs.)	-	-	-	-
DHR241	18V	20	1.9	Combination	3.2 - 4 kg (7.1 - 8.8 lbs.)	-	-	-	-
DHR202	18V	20	2	Combination	3.2 - 4 kg (7.1 - 8.8 lbs.)	-	-	●	-
DHR183	18V	18	1.7	Rotary	2.1 - 2.9 kg (4.6 - 6.4 lbs.)	●	-	●	-
DHR182	18V	18	1.7	Combination	2.4 - 3.2 kg (5.3 - 7.0 lbs.)	●	-	●	-
DHR171	18V	17	1.2	Rotary	2.1 - 2.8 kg (4.6 - 6.2 lbs.)	-	-	●	-
DHR165	18V	16	1.3	Rotary	2.3 - 3 kg (5 - 6.6 lbs.)	-	-	●	-
HR166D	12Vmax	16	1.1	Rotary	1.8 - 2.4 kg (4.1 - 5.4 lbs.)	-	-	●	-
HR140D	12Vmax	14	1	Rotary	1.9 - 2.6 kg (4.3 - 5.6 lbs.)	-	-	●	-

\*with Dust Extraction



# Comparison List

Model No.	Capacity (mm)	Continuous rating Input (W)	Impact energy (EPTA-Procedure 05/2009)	Type	Net weight (kg)	AVT	Soft No load	Built-in Job Light	Quick change
-----------	---------------	-----------------------------	--	------	-----------------	-----	--------------	--------------------	--------------

### Rotary Hammer / Combination Hammer

#### SDS-MAX Shank

HR5212C	52	1,510	20	Rotary	11.9 - 12.0 kg (26.2 - 26.5 lbs)	●	●	-	-
HR5202C	52	1,510	19.1	Rotary	10.9 - 11.1 kg (24.1 - 24.4 lbs)	-	-	-	-
HR4511C	45	1,350	9.4	Rotary	9.0 - 9.1 kg (19.8 - 20.1 lbs)	●	-	-	-
HR4510C	45	1,350	9.4	Rotary	8.9 - 9.0 kg (19.5 - 19.9 lbs)	●	-	-	-
HR4501C	45	1,350	10.1	Rotary	8.2 - 8.4 kg (18.1 - 18.5 lbs)	-	-	-	-
HR4003C	40	1,100	8.3	Rotary	6.2 - 6.4 kg (13.7 - 14.1 lbs)	-	-	-	-
HR4013C	40	1,100	8	Rotary	6.8 - 6.9 kg (14.9 - 15.3 lbs)	●	●	-	-
HR4002	40	1,050	6.1	Rotary	6.6 - 6.8 kg (14.6 - 15.0 lbs)	-	-	-	-
HR3541FC	35	850	5.7	Combination	5.6 - 5.7 kg (12.3 - 12.6 lbs)	●	-	●	-
HR3540C	35	850	5.6	Combination	5.2 - 5.3 kg (11.4 - 11.6 lbs)	-	-	-	-

#### SDS-PLUS Shank

HR3210FCT	32	850	4.9	Combination	5.4 - 5.6 kg (11.9 - 12.3 lbs)	●	-	●	●
HR3210C	32	850	5	Combination	5.2 - 5.6 kg (11.4 - 12.4 lbs)	●	-	-	-
HR3200C	32	850	5.1	Combination	4.8 - 5.2 kg (10.5 - 11.5 lbs)	-	-	-	-
HR3012FC	30	1,050	3.9	Combination	4.5 - 4.7 kg (9.9 - 10.4 lbs.)	●	-	●	●
HR3011FC	30	1,050	3.9	Combination	4.4 - 4.8 kg (9.7 - 10.6 lbs.)	●	-	●	-
HR3001C	30	1,050	3.9	Combination	4.1 - 4.5 kg (9.0 - 9.9 lbs.)	-	-	-	-
HR2811FT	28	800	2.9	Combination	3.6 - 3.9 kg (8.0 - 8.6 lbs)	-	-	●	●
HR2811F	28	800	2.8	Combination	3.5 - 3.9 kg (7.7 - 8.7 lbs)	-	-	●	-
HR2810T	28	800	2.9	Combination	3.5 - 3.8 kg (7.8 - 8.4 lbs)	-	-	-	●
HR2810	28	800	2.8	Combination	3.4 - 3.8 kg (7.5 - 8.5 lbs)	-	-	-	-
HR2800	28	800	2.8	Rotary	3.4 - 3.8 kg (7.4 - 8.4 lbs)	-	-	-	-
HR2641(D handle)	26	800	2.4	Combination	3.1 - 3.5 kg (6.8 - 7.8 lbs)	●	-	-	-
HR2631FT	26	800	2.4	Combination	3.1 - 3.6 kg (6.8 - 7.9 lbs)	●	-	●	●
HR2631F	26	800	2.4	Combination	2.9 - 3.4 kg (6.4 - 7.4 lbs)	●	-	●	-
HR2630T	26	800	2.4	Combination	3.0 - 3.5 kg (6.6 - 7.7 lbs)	-	-	-	●
HR2630	26	800	2.4	Combination	2.8 - 3.3 kg (6.3 - 7.2 lbs)	-	-	-	-
HR2601	26	800	2.4	Rotary	3.1 - 3.6 kg (6.9 - 7.8 lbs)	●	-	-	-
HR2600	26	800	2.4	Rotary	3.0 - 3.4 kg (6.5 - 7.5 lbs)	-	-	-	-
HR2653T	26	800	2.2	Combination	3.2 - 4.5 kg (7.2 - 9.9 lbs.)	●	-	-	●
HR2653	26	800	2.2	Combination	3.1 - 4.3 kg (6.9 - 9.6 lbs.)	●	-	-	-
HR2652	26	800	2.2	Combination	3.0 - 4.3 kg (6.7 - 9.4 lbs.)	-	-	-	-
HR2663(D handle)	26	800	2.2	Combination	3.3 - 4.6 kg (7.3 - 10.0 lbs.)	●	-	-	-
HR2470FT	24	780	2.4	Combination	3.0 - 3.3 kg (6.7 - 7.3 lbs)	-	-	●	●
HR2470T	24	780	2.4	Combination	3.0 - 3.3 kg (6.7 - 7.3 lbs)	-	-	-	●
HR2470F / HR2470	24	780	2.4	Combination	2.9 - 3.3 kg (6.4 - 7.3 lbs)	-	-	● / -	-
HR2460	24	780	2.4	Rotary	2.8 - 3.2 kg (6.1 - 7 lbs.)	-	-	-	-
HR2475(D handle)	24	780	2.3	Combination	3.0 - 3.4 kg (6.6 - 7.6 lbs)	-	-	-	-
HR2320T	23	720	2.3	Combination	2.9 - 3.2 kg (6.4 - 7.0 lbs)	-	-	-	●
HR2300	23	720	2.3	Rotary	2.7 - 3.1 kg (5.9 - 6.9 lbs)	-	-	-	-
HR2230	22	710	2.2	Rotary	2.6 - 3.1 kg (5.8 - 6.8 lbs)	-	-	-	-
HR1841F / HR1840	18	470	1.4	Rotary	2.0 - 2.5 kg (4.5 - 5.4 lbs) / 2.0 - 2.4 kg (4.5 - 5.3 lbs)	● / -	-	● / -	-

#### 17mm Hex Shank

HR4030C	40	1,100	-	Rotary	6.9 kg (15.2 lbs)	-	-	-	-
---------	----	-------	---	--------	-------------------	---	---	---	---

#### 19mm Hex Shank

HR3530	35	1,010	-	Rotary	5.8 kg (12.8 lbs)	-	-	-	-
--------	----	-------	---	--------	-------------------	---	---	---	---

#### Spline Shank

HR4041C	40	1,100	-	Rotary	6.7 kg (14.8 lbs)	-	-	-	-
---------	----	-------	---	--------	-------------------	---	---	---	---

\*with Dust Extraction

# Hammer drilling/Chiselling

## HM002G

Cordless Demolition Hammer

40V max x2

40Vmax X2 (80Vmax) XGT BL AWS AVT SOFT NO LOAD 20.9 J Demolition Hammer, SDS-MAX, Twin LED lights



Impact energy	EPTA-Procedure 05/2009: 20.9 J
Blows per minute (BPM)	950 - 1,900
Shank diameter	18 mm (11/16")
Dimensions (L x W x H)	w/ BL4020 / BL4025: 574 x 146 x 324 mm (22-5/8 x 5-3/4 x 12-3/4") w/ BL4040: 574 x 146 x 324 mm (22-5/8 x 5-3/4 x 12-3/4") w/ BL4050F: 574 x 156 x 344 mm (22-5/8 x 6-1/8 x 13-1/2")
Net weight	12.0 - 13.3 kg (26.5 - 29.3 lbs.)

XGT BL AWS AVT SOFT NOLOAD XPT



Bull point (country-specific), Bit grease, Side handle, Wireless unit (country-specific), Wireless unit adapter (country-specific), Cloth, Battery, Charger

## HM001G

Cordless Demolition Hammer

40V max

40Vmax XGT BL AWS AVT SOFT NO LOAD 9.4 J Cordless Demolition Hammer, SDS-MAX, Twin LED lights



Impact energy	EPTA-Procedure 05/2009: 9.4 J
Blows per minute (BPM)	0 - 2,650
Shank diameter	18 mm (11/16")
Dimensions (L x W x H)	w/ BL4020 / BL4025: 481 x 113 x 258 mm (19 x 4-7/16 x 10-1/8") w/ BL4040: 496 x 113 x 258 mm (19-1/2 x 4-7/16 x 10-1/8") w/ BL4050F: 516 x 113 x 280 mm (20-1/4 x 4-7/16 x 11")
Net weight	6.3 - 7.1 kg (13.9 - 15.7 lbs.)

XGT BL AWS AVT SOFT NOLOAD XPT



Bull point, Bit grease, Side grip (country-specific), Wireless unit (country-specific), Wireless unit adapter (country-specific), Cloth, Battery, Charger

## HM1306

Demolition Hammer

21.7 J Demolition Hammer, 30 mm Hex Shank



Continuous rating Input	1,510W
Impact energy	EPTA-Procedure 05/2009: 21.7 J
Blows per minute (BPM)	1,450
Dimensions (L x W x H)	652 x 121 x 231 mm (25-3/4 x 4-3/4 x 9-1/8")
Net weight	15.1 kg (33.3 lbs.)



Bull point, Wrench, Side handle, Oil supply 100 mL

## HM1214C

Demolition Hammer

19.9 J AVT SOFT NO LOAD Demolition Hammer, SDS-MAX



Continuous rating Input	1,510W
Impact energy	EPTA-Procedure 05/2009: 19.9 J
Blows per minute (BPM)	950 - 1,900
Dimensions (L x W x H)	700 x 129 x 265 mm (27-1/2 x 5-1/8 x 10-3/8")
Net weight	12.3 kg (27.1 lbs.)

AVT SOFT NOLOAD



Bull point, Bit grease, Side handle

## HM1205C

Demolition Hammer

19.1 J Demolition Hammer, SDS-MAX



Continuous rating Input	1,510W
Impact energy	EPTA-Procedure 05/2009: 19.1 J
Blows per minute (BPM)	950 - 1,900
Dimensions (L x W x H)	576 x 128 x 265 mm (22-3/4 x 5 x 10-3/8")
Net weight	9.7 kg (21.5 lbs.)



Bull point, Bit grease, Side handle

## HM1203C

Demolition Hammer

19.1 J Demolition Hammer, SDS-MAX



Continuous rating Input	1,510W
Impact energy	EPTA-Procedure 05/2009: 19.1 J
Blows per minute (BPM)	950 - 1,900
Dimensions (L x W x H)	576 x 128 x 265 mm (22-3/4 x 5 x 10-3/8")
Net weight	9.7 kg (21.5 lbs.)



Bull point, Bit grease, Side handle

## HM1213C

Demolition Hammer

18.6 J AVT SOFT NO LOAD Demolition Hammer, SDS-MAX



Continuous rating Input	1,510W
Impact energy	EPTA-Procedure 05/2009: 18.6 J
Blows per minute (BPM)	950 - 1,900
Dimensions (L x W x H)	576 x 149 x 265 mm (22-3/4 x 5-7/8 x 10-3/8")
Net weight	10.8 kg (23.7 lbs.)

AVT SOFT NOLOAD



Bull point, Bit grease, Side handle

## HM1201

Demolition Hammer

(13.0 J: Makita Standard) Demolition Hammer, 21 mm Hex Shank



Continuous rating Input	1,130W
Blows per minute (BPM)	2,000
Net weight	9.1 kg (20.1 lbs.)



Bull point, Hex wrench, Side grip

# Hammer drilling/Chiselling

## HM1101C

Demolition Hammer

11.5 J Demolition Hammer, SDS-MAX

Continuous rating Input	1,300W
Impact energy	EPTA-Procedure 05/2009: 11.5 J
Blows per minute (BPM)	1,100 - 2,650
Dimensions (L x W x H)	528 x 115 x 247 mm (20-3/4 x 4-1/2 x 9-3/4")
Net weight	7.2 - 7.3 kg (15.8 - 16.1 lbs.)



Side handle, Bull point, Bit grease, Cleaning cloth

## HM1111C

Demolition Hammer

11.2 J AVT SOFT NO LOAD Demolition Hammer, SDS-MAX

Continuous rating Input	1,300W
Impact energy	EPTA-Procedure 05/2009: 11.2 J
Blows per minute (BPM)	1,100 - 2,650
Dimensions (L x W x H)	528 x 126 x 247 mm (20-3/4 x 5 x 9-3/4")
Net weight	7.8 - 8 kg (17.3 - 17.6 lbs.)



**AVT** SOFT NOLOAD



Side handle, Bull point, Bit grease, Cleaning cloth

## HM0830

Demolition Hammer

(8.3 J: Makita Standard) Demolition Hammer, 17 mm Hex Shank

Continuous rating Input	1,010W
Blows per minute (BPM)	2,700
Dimensions (L x W x H)	390 x 98 x 209 mm (15-3/8 x 3-7/8 x 8-1/4")
Net weight	4.9 kg (10.7 lbs.)



Bull point, Hex wrench, Side grip

## HM0871C

Demolition Hammer

8.1 J AVT SOFT NO LOAD Demolition Hammer, SDS-MAX

Continuous rating Input	1,100W
Impact energy	EPTA-Procedure 05/2009: 8.1 J
Blows per minute (BPM)	1,100 - 2,650
Dimensions (L x W x H)	466 x 116 x 230 mm (18-3/8 x 4-9/16 x 9")
Net weight	5.6 - 5.8 kg (12.4 - 12.8 lbs.)



**AVT** SOFT NOLOAD



Bit grease, Side handle

## HM0870C

Demolition Hammer

7.6 J Demolition Hammer, SDS-MAX

Continuous rating Input	1,100W
Impact energy	EPTA-Procedure 05/2009: 7.2 J
Blows per minute (BPM)	1,100 - 2,650
Dimensions (L x W x H)	449 x 109 x 230 mm (17-3/4 x 4-1/4 x 9")
Net weight	5.1 - 5.3 kg (11.1 - 11.6 lbs.)



Bit grease, Side handle

## HM0810

Demolition Hammer

(7.6 J: Makita Standard) Demolition Hammer, 17 mm Hex Shank

Continuous rating Input	900W
Blows per minute (BPM)	2,900
Net weight	6.7 kg (14.7 lbs.)



Bull point, Hex wrench, Side grip

## HM0810T

Demolition Hammer

7.2 J Demolition Hammer, Sliding Chuck, 17 mm Hex shank

Continuous rating Input	900W
Impact energy	EPTA-Procedure 05/2009: 7.2 J
Blows per minute (BPM)	2,900
Net weight	6.3 kg (13.9 lbs.)



Bull point, Hex wrench, Side grip

## HM0810B

Demolition Hammer

5.3 J Demolition Hammer, 19 mm Hex Shank

Continuous rating Input	420W
Impact energy	EPTA-Procedure 05/2009: 5.3 J
Blows per minute (BPM)	2,900
Net weight	6.6 kg (14.5 lbs.)



Hex wrench, Side grip

# Hammer drilling/Chiselling

## HM004G

Cordless Breaker

40V max x2

40Vmax X2 (80Vmax) XGT BL AWS AVT SOFT NO LOAD, 72.8 J  
Cordless Breaker, 28.6 mm Hex Shank

new



Impact energy	EPTA-Procedure 05/2009: 72.8 J (53.7 ft.lbs.)
Blows per minute (BPM)	870
Shank diameter	28.6 mm (1-1/8")
Dimensions (L x W x H)	882 x 227 x 540 mm (34-3/4 x 8-15/16 x 21-1/4")
Net weight	29.7 - 32.1 kg (65.5 - 70.8 lbs.)

XGT BL AWS AVT SOFT NOLOAD XPT



Hex wrench, Bull point, Wireless unit set

## HM1812

Electric Breaker

72.8 J AVT SOFT NO LOAD Electric Breaker, 28.6 mm Hex Shank



Continuous rating Input	2,000W
Impact energy	EPTA-Procedure 05/2009: 72.8 J
Blows per minute (BPM)	870
Dimensions (L x W x H)	843 x 210 x 608 mm (33-1/4 x 8-1/4 x 24")
Net weight	31.3 kg (69 lbs.)

AVT SOFT NOLOAD



Bull point, Hex wrench

## HM1802

Electric Breaker

71.4 J Electric Breaker, 28.6 mm Hex Shank



Continuous rating Input	2,000W
Impact energy	EPTA-Procedure 05/2009: 71.4 J
Blows per minute (BPM)	870
Dimensions (L x W x H)	843 x 210 x 608 mm (33-1/4 x 8-1/4 x 24")
Net weight	29.4 kg (64.8 lbs.)



Bull point, Hex wrench

## HM1511

Electric Breaker

48.9 J AVT SOFT NO LOAD Electric Breaker, 30 mm Hex Shank



Continuous rating Input	1,850W
Impact energy	EPTA-Procedure 05/2009: 48.9 J
Blows per minute (BPM)	1,300
Dimensions (L x W x H)	781 x 130 x 266 mm (30-3/4 x 5-1/8 x 10-1/2")
Net weight	19.2 kg (42.3 lbs.)

AVT SOFT NOLOAD



Side handle, Bull point

## HM1501

Electric Breaker

48.1 J Electric Breaker, 30 mm Hex Shank



Continuous rating Input	1,850W
Impact energy	EPTA-Procedure 05/2009: 48.1 J
Blows per minute (BPM)	1,300
Dimensions (L x W x H)	781 x 130 x 266 mm (30-3/4 x 5-1/8 x 10-1/2")
Net weight	18.4 kg (40.6 lbs.)



Side handle, Bull point

## HM1512

Electric Breaker

48.5 J AVT SOFT NO LOAD Electric Breaker, 28.6 mm Hex Shank



Continuous rating Input	1,850W
Impact energy	EPTA-Procedure 05/2009: 48.5 J
Blows per minute (BPM)	1,300
Dimensions (L x W x H)	809 x 129 x 266 mm (31-3/4 x 5-1/8 x 10-1/2")
Net weight	20.4 kg (45.0 lbs.)

AVT SOFT NOLOAD



Side handle, Bull point

## HM1502

Electric Breaker

49.1 J Electric Breaker, 28.6 mm Hex Shank



Continuous rating Input	1,850W
Impact energy	EPTA-Procedure 05/2009: 49.1 J
Blows per minute (BPM)	1,300
Dimensions (L x W x H)	809 x 129 x 266 mm (31-3/4 x 5-1/8 x 10-1/2")
Net weight	19.7 kg (43.4 lbs.)



Side handle, Bull point

## HM1317C

Electric Breaker

25.0 J AVT SOFT NO LOAD Electric Breaker, 30 mm Hex Shank



Continuous rating Input	1,510W
Impact energy	EPTA-Procedure 05/2009: 25 J
Blows per minute (BPM)	730 - 1,450
Dimensions (L x W x H)	715 x 129 x 266 mm (28-1/8 x 5-1/8 x 10-1/2")
Net weight	17 kg (37.5 lbs.)

AVT SOFT NOLOAD



Side handle

# Hammer drilling/Chiselling

## HM1307C

Electric Breaker

25.5 J Electric Breaker, 30 mm Hex Shank



Continuous rating Input	1,510W
Impact energy	EPTA-Procedure 05/2009: 25.5 J
Blows per minute (BPM)	730 - 1,450
Dimensions (L x W x H)	715 x 129 x 266 mm (28-1/8 x 5-1/8 x 10-1/2")
Net weight	15.3 kg (33.8 lbs.)



Side handle

## HM1317CB

Electric Breaker

26.5 J AVT SOFT NO LOAD Electric Breaker, 28.6 mm Hex Shank



Continuous rating Input	1,510W
Impact energy	EPTA-Procedure 05/2009: 26.5 J
Blows per minute (BPM)	730 - 1,450
Dimensions (L x W x H)	824 x 129 x 266 mm (32-1/2 x 5-1/8 x 10-1/2")
Net weight	19 kg (41.9 lbs.)



Side handle

## HM1307CB

Electric Breaker

23.6 J Electric Breaker, 28.6 mm Hex Shank



Continuous rating Input	1,510W
Impact energy	EPTA-Procedure 05/2009: 23.6 J
Blows per minute (BPM)	730 - 1,450
Dimensions (L x W x H)	824 x 129 x 266 mm (32-1/2 x 5-1/8 x 10-1/2")
Net weight	17.3 kg (38.2 lbs.)



Side handle

## DHK180

Cordless Power Scraper

18V

18V LXT BL AVT Cordless Power Scraper, SDS-PLUS, Twin LED lights



Impact energy	EPTA-Procedure 05/2009: 3.1 J
Blows per minute (BPM)	0 - 3,200
Max run time (min)	w/ BL1860B: 21
Dimensions (L x W x H)	w/ BL1830B / BL1840B / BL1850B / BL1860B: 368 x 99 x 211 mm (14-1/2 x 3-7/8 x 8-5/16")
Net weight	3.3 - 3.6 kg (7.3 - 7.9 lbs.)



Bull point, Cold chisel (country-specific), Scaling chisel (for tile), Hook, Battery, Charger

## HK0500

Power Scraper

1.8 J Power Scraper, SDS-PLUS



Continuous rating Input	550W
Impact energy	EPTA-Procedure 05/2009: 1.8 J
Blows per minute (BPM)	2,000 - 3,500
Overall length	468 mm (18-7/16")
Net weight	3.2 kg (7.1 lbs.)



Scaling chisel

## HK1820

Power Scraper

3.1 J Power Scraper, SDS-PLUS



Continuous rating Input	550W
Impact energy	EPTA-Procedure 05/2009: 3.1 J
Blows per minute (BPM)	0 - 3,200
Dimensions (L x W x H)	351 x 102 x 203 mm (13-3/4 x 4 x 8")
Net weight	3.4 kg (7.5 lbs.)



Bull point, Scaling chisel, Scaling chisel (for tile), Hook

## HK1810

Power Scraper

1.8 J Power Scraper, Makita Small Shank



Continuous rating Input	505W
Impact energy	EPTA-Procedure 05/2009: 1.8 J
Blows per minute (BPM)	0 - 3,200
Overall length	315 mm (12-3/8")
Net weight	3.2 kg (7.1 lbs.)



Scaling chisel x2, Bull point



# Hammer drilling/Chiselling

## HP2071F

2-Speed Hammer Drill

20 mm (3/4") 1,010 W 2-Speed Hammer Drill with Keyless Chuck



Continuous rating Input	1,010W
Capacity	Concrete: 20 mm (3/4") Steel Hi: 8 mm (5/16") Steel Lo: 16 mm (5/8") Wood Hi: 25 mm (1") Wood Lo: 40 mm (1-9/16") Wood (Self-feed bit): 120 mm (4-3/4")
Chuck capacity	2.0 - 13 mm (1/16 - 1/2")
Impacts per minute (IPM)	High: 0 - 58,000 Low: 0 - 24,000
No load speed (RPM)	High: 0 - 2,900 Low: 0 - 1,200
Overall length	362 mm (14-1/4")
Net weight	2.6 kg (5.7 lbs.)



Side grip, Depth rod

## HP2071

2-Speed Hammer Drill

20 mm (3/4") 1,010 W 2-Speed Hammer Drill with Keyless Chuck



Continuous rating Input	1,010W
Capacity	Concrete: 20 mm (3/4") Steel Hi: 8 mm (5/16") Steel Lo: 16 mm (5/8") Wood Hi: 25 mm (1") Wood Lo: 40 mm (1-9/16") Wood (Self-feed bit): 120 mm (4-3/4")
Chuck capacity	2.0 - 13 mm (1/16 - 1/2")
Impacts per minute (IPM)	High: 0 - 58,000 Low: 0 - 24,000
No load speed (RPM)	High: 0 - 2,900 Low: 0 - 1,200
Overall length	362 mm (14-1/4")
Net weight	2.6 kg (5.7 lbs.)



Side grip, Depth rod

## HP2070F

2-Speed Hammer Drill

20 mm (3/4") 1,010 W 2-Speed Hammer Drill with Keyed Chuck, LED Job Light



Continuous rating Input	1,010W
Capacity	Concrete: 20 mm (3/4") Steel Hi: 8 mm (5/16") Steel Lo: 16 mm (5/8") Wood Hi: 25 mm (1") Wood Lo: 40 mm (1-9/16") Wood (Self-feed bit): 120 mm (4-3/4")
Chuck capacity	2.0 - 13 mm (1/16 - 1/2")
Impacts per minute (IPM)	High: 0 - 58,000 Low: 0 - 24,000
No load speed (RPM)	High: 0 - 2,900 Low: 0 - 1,200
Overall length	364 mm (14-3/8")
Net weight	2.6 kg (5.7 lbs.)



Chuck key, Side grip, Depth rod

## HP2070

2-Speed Hammer Drill

20 mm (3/4") 1,010 W 2-Speed Hammer Drill with Keyed Chuck



Continuous rating Input	1,010W
Capacity	Concrete: 20 mm (3/4") Steel Hi: 8 mm (5/16") Steel Lo: 16 mm (5/8") Wood Hi: 25 mm (1") Wood Lo: 40 mm (1-9/16") Wood (Self-feed bit): 120 mm (4-3/4")
Chuck capacity	2.0 - 13 mm (1/16 - 1/2")
Impacts per minute (IPM)	High: 0 - 58,000 Low: 0 - 24,000
No load speed (RPM)	High: 0 - 2,900 Low: 0 - 1,200
Overall length	364 mm (14-3/8")
Net weight	2.6 kg (5.7 lbs.)



Chuck key, Side grip, Depth rod

## HP2051F

2-Speed Hammer Drill

20 mm (3/4") 720 W 2-Speed Hammer Drill with Keyless Chuck, LED Job Light



Continuous rating Input	720W
Capacity	Concrete: 20 mm (3/4") Steel Hi: 8 mm (5/16") Steel Lo: 13 mm (1/2") Wood Hi: 25 mm (1") Wood Lo: 40 mm (1-9/16") Wood (Self-feed bit): 90 mm (3-1/2")
Chuck capacity	1.5 - 13 mm (1/16 - 1/2")
Impacts per minute (IPM)	High: 0 - 58,000 Low: 0 - 24,000
No load speed (RPM)	High: 0 - 2,900 Low: 0 - 1,200
Overall length	360 mm (14-1/8")
Net weight	2.5 kg (5.6 lbs.)



Side grip, Depth rod

## HP2051

2-Speed Hammer Drill

20 mm (3/4") 720 W 2-Speed Hammer Drill with Keyless Chuck



Continuous rating Input	720W
Capacity	Concrete: 20 mm (3/4") Steel Hi: 8 mm (5/16") Steel Lo: 13 mm (1/2") Wood Hi: 25 mm (1") Wood Lo: 40 mm (1-9/16") Wood (Self-feed bit): 90 mm (3-1/2")
Chuck capacity	1.5 - 13 mm (1/16 - 1/2")
Impacts per minute (IPM)	High: 0 - 58,000 Low: 0 - 24,000
No load speed (RPM)	High: 0 - 2,900 Low: 0 - 1,200
Overall length	360 mm (14-1/8")
Net weight	2.5 kg (5.6 lbs.)



Side grip, Depth rod

## HP2050F

2-Speed Hammer Drill

20 mm (3/4") 720 W 2-Speed Hammer Drill with Keyed Chuck, LED Job Light



Continuous rating Input	720W
Capacity	Concrete: 20 mm (3/4") Steel Hi: 8 mm (5/16") Steel Lo: 13 mm (1/2") Wood Hi: 25 mm (1") Wood Lo: 40 mm (1-9/16") Wood (Self-feed bit): 90 mm (3-1/2")
Chuck capacity	1.5 - 13 mm (1/16 - 1/2")
Impacts per minute (IPM)	High: 0 - 58,000 Low: 0 - 24,000
No load speed (RPM)	High: 0 - 2,900 Low: 0 - 1,200
Overall length	362 mm (14-1/4")
Net weight	2.5 kg (5.6 lbs.)



Chuck key, Side grip, Depth rod

## HP2050

2-Speed Hammer Drill

20 mm (3/4") 720 W 2-Speed Hammer Drill with Keyed Chuck



Continuous rating Input	720W
Capacity	Concrete: 20 mm (3/4") Steel Hi: 8 mm (5/16") Steel Lo: 13 mm (1/2") Wood Hi: 25 mm (1") Wood Lo: 40 mm (1-9/16") Wood (Self-feed bit): 90 mm (3-1/2")
Chuck capacity	1.5 - 13 mm (1/16 - 1/2")
Impacts per minute (IPM)	High: 0 - 58,000 Low: 0 - 24,000
No load speed (RPM)	High: 0 - 2,900 Low: 0 - 1,200
Overall length	362 mm (14-1/4")
Net weight	2.5 kg (5.6 lbs.)



Chuck key, Side grip, Depth rod

# Hammer drilling/Chiselling

## HP1631

### Hammer Drill

#### 16 mm (5/8") 710 W Hammer Drill with Keyless Chuck



Continuous rating Input	710W
Capacity	Concrete: 16 mm (5/8") Steel: 13 mm (1/2") Wood: 30 mm (1-3/16") Masonry: 16 mm (5/8") Wood (Self-feed bit): 60 mm (2-3/8")
Chuck capacity	1.5 - 13 mm (1/16 - 1/2")
Blows per minute (BPM)	0 - 48,000
No load speed (RPM)	0 - 3,200
Dimensions (L x W x H)	296 x 75 x 204 mm (11-5/8 x 2-15/16 x 8")
Net weight	2 kg (4.4 lbs.)



Side handle, Depth gauge (country-specific)

## HP1630

### Hammer Drill

#### 16 mm (5/8") 710 W Hammer Drill with Keyed Chuck



Continuous rating Input	710W
Capacity	Concrete: 16 mm (5/8") Steel: 13 mm (1/2") Wood: 30 mm (1-3/16") Masonry: 16 mm (5/8") Wood (Self-feed bit): 60 mm (2-3/8")
Chuck capacity	1.5 - 13 mm (1/16 - 1/2")
Blows per minute (BPM)	0 - 48,000
No load speed (RPM)	0 - 3,200
Dimensions (L x W x H)	296 x 75 x 204 mm (11-5/8 x 2-15/16 x 8")
Net weight	2.1 kg (4.6 lbs.)



Side handle, Chuck key, Chuck key holder, Depth gauge (country-specific)

## HP1641F

### Hammer Drill

#### 16 mm (5/8") 680 W Hammer Drill with Keyless Chuck, LED Job Light



Continuous rating Input	680W
Capacity	Concrete: 16 mm (5/8") Steel: 13 mm (1/2") Wood: 30 mm (1-3/16") Masonry: 16 mm (5/8") Wood (Self-feed bit): 60 mm (2-3/8")
Chuck capacity	1.5 - 13 mm (1/16 - 1/2")
Blows per minute (BPM)	0 - 44,800
No load speed (RPM)	0 - 2,800
Dimensions (L x W x H)	303 x 72 x 222 mm (11-7/8 x 2-13/16 x 8-3/4")
Net weight	2 kg (4.3 lbs.)



Side handle, Depth gauge

## HP1641

### Hammer Drill

#### 16 mm (5/8") 680 W Hammer Drill with Keyless Chuck



Continuous rating Input	680W
Capacity	Concrete: 16 mm (5/8") Steel: 13 mm (1/2") Wood: 30 mm (1-3/16") Masonry: 16 mm (5/8") Wood (Self-feed bit): 60 mm (2-3/8")
Chuck capacity	1.5 - 13 mm (1/16 - 1/2")
Blows per minute (BPM)	0 - 44,800
No load speed (RPM)	0 - 2,800
Dimensions (L x W x H)	303 x 72 x 222 mm (11-7/8 x 2-13/16 x 8-3/4")
Net weight	2 kg (4.3 lbs.)



Side handle, Depth gauge

## HP1640

### Hammer Drill

#### 16 mm (5/8") 680 W Hammer Drill with Keyed Chuck



Continuous rating Input	680W
Capacity	Concrete: 16 mm (5/8") Steel: 13 mm (1/2") Wood: 30 mm (1-3/16") Masonry: 16 mm (5/8") Wood (Self-feed bit): 60 mm (2-3/8")
Chuck capacity	1.5 - 13 mm (1/16 - 1/2")
Blows per minute (BPM)	0 - 44,800
No load speed (RPM)	0 - 2,800
Dimensions (L x W x H)	303 x 72 x 222 mm (11-7/8 x 2-13/16 x 8-3/4")
Net weight	2 kg (4.4 lbs.)



Side handle, Depth gauge, Chuck key, Chuck key holder

## HP1230

### Hammer Drill

#### 12 mm (15/32") 400 W Hammer Drill with Keyed Chuck



Continuous rating Input	400W
Capacity	Concrete: 12 mm (15/32") Steel: 10 mm (3/8") Wood: 15 mm (9/16") Masonry: 12 mm (15/32") Wood (Self-feed bit): 30 mm (1-3/16")
Chuck capacity	1.5 - 10 mm (1/16 - 3/8")
Blows per minute (BPM)	0 - 31,900
No load speed (RPM)	0 - 2,900
Dimensions (L x W x H)	239 x 67 x 188 mm (9-3/8 x 2-5/8 x 7-3/8")
Net weight	1.7 kg (3.7 lbs.)



Chuck key, Depth gauge, Side grip

## 8406

### Diamond Core Hammer Drill

#### 152 mm (6") 850 W Diamond Core Hammer Drill



Continuous rating Input	850W
Capacity	Concrete (w/ Diamond core bit): 152 mm (6") Masonry: 20 mm (3/4") Steel: 13 mm (1/2") Wood: 30 mm (1-1/8") Wood (Self-feed bit): 30 mm (1-1/8")
Chuck capacity	2 - 13 mm (1/16 - 1/2")
Impacts per minute (IPM)	0 - 22,500
No load speed (RPM)	0 - 1,500
Overall length	400 mm (15-3/4")
Net weight	3.7 kg (8.1 lbs.)



Chuck key, Side grip



# Comparison List

Model No.	Powers	Impact energy (EPTA-Procedure 05/2009)	Net weight (kg)	AVT	Soft No load
-----------	--------	---	-----------------	-----	-----------------

## Cordless Breaker

28.6mm Hex Shank

HM004G	40Vmax x2	72.8 J	29.7 - 32.1 kg (65.5 - 70.8 lbs.)	●	●
--------	-----------	--------	-----------------------------------	---	---

Model No.	Powered	Impact energy (EPTA-Procedure 05/2009)	Net weight (kg)	AVT	Soft No load
-----------	---------	---	-----------------	-----	-----------------

## Cordless Demolition Hammer

SDS-MAX Shank

HM002G	40Vmax x2	20.9 J	12.0 - 13.3 kg (26.5 - 29.3 lbs.)	●	●
HM001G	40Vmax	9.4 J	6.3 - 7.1 kg (13.9 - 15.7 lbs.)	●	●

Model No.	Continuous rating Input (W)	Impact energy (EPTA-Procedure 05/2009)	Net weight (kg)	AVT	Soft No load
-----------	--------------------------------	---	-----------------	-----	-----------------

## Demolition Hammer / Electric Breaker

SDS-MAX Shank

HM1214C	1,510	19.9	12.3 kg (27.1 lbs)	●	●
HM1205C	1,510	19.1	9.7 kg (21.5 lbs)	-	-
HM1203C	1,510	19.1	9.7 kg (21.5 lbs)	-	-
HM1213C	1,510	18.6	10.8 kg (23.7 lbs)	●	●
HM1101C	1,300	11.5	7.2 - 7.3 kg (15.8 - 16.1 lbs)	-	-
HM1111C	1,300	11.2	7.8 - 8.0 kg (17.3 - 17.6 lbs)	●	●
HM0871C	1,100	8.1	5.6 - 5.8 kg (12.4 - 12.8 lbs)	●	●
HM0870C	1,100	7.6	5.1 - 5.3 kg (11.1 - 11.6 lbs)	-	-

30mm Hex Shank

HM1306	1,510	21.7	15.1 kg (33.3 lbs)	-	-
HM1317C	1,510	25	17.0 kg (37.5 lbs)	●	●
HM1307C	1,510	25.5	15.3 kg (33.8 lbs)	-	-
HM1511	1,850	48.9	19.2 kg (42.3 lbs.)	●	●
HM1501	1,850	48.1	18.4 kg (40.6 lbs.)	-	-

28.6mm Hex Shank

HM1812	2,000	72.8	31.3 kg (69 lbs)	●	●
HM1802	2,000	71.4	29.4 kg (64.8 lbs)	-	-
HM1512	1,850	48.5	20.4 kg (45.0 lbs.)	●	●
HM1502	1,850	49.1	19.7 kg (43.4 lbs.)	-	-
HM1317CB	1,510	26.5	19.0 kg (41.9 lbs)	●	●
HM1307CB	1,510	23.6	17.3 kg (38.2 lbs)	-	-

21mm Hex Shank

HM1201	1,130	-	9.1 kg (20.1 lbs)	-	-
--------	-------	---	-------------------	---	---

19mm Hex Shank

HM0810B	420	5.3	6.6 kg (14.5 lbs)	-	-
---------	-----	-----	-------------------	---	---

17mm Hex Shank









HM0830	1,010	-	4.9 kg (10.7 lbs)	-	-
HM0810	900	-	6.7 kg (14.7 lbs)	-	-
HM0810T	900	7.2	6.3 kg (13.9 lbs.)	-	-



# PRODUCTS

## Grinding/Sanding/Polishing



-  Double Insulation
-  Variable Speed
-  Brake
-  Anti-restart function
-  Mechanical 2-Speed
-  Electronic 2-Speed
-  Electronic 3-Speed
-  Torque Limiter
-  Constant Speed
-  Soft Start
-  Hook & Loop
-  Revolving Hose
-  Dust Collection
-  Built-in Job Light
-  Carrying Case

# Grinding/Sanding/Polishing

## Cordless Angle Grinder

### 40Vmax XGT BL AFT Cordless Angle Grinder, Anti-Restart Function, Electric Brake, Slide Switch Lock-On

40V max



XGT BL AFT XPT



	GA003G	GA004G	GA005G
Wheel diameter	100 mm (4")	115 mm (4-1/2")	125 mm (5")
Hole diameter	16 mm (5/8")	22.23 mm (7/8")	22.23 mm (7/8")
No load speed (RPM)	8,500	8,500	8,500
Dimensions (L x W x H)	w/ BL4020 / BL4025: 398 x 117 x 150 mm (15-5/8 x 4-5/8 x 5-7/8")	w/ BL4020 / BL4025: 398 x 130 x 156 mm (15-5/8 x 5-1/8 x 6-1/8")	w/ BL4020 / BL4025: 398 x 140 x 156 mm (15-5/8 x 5-1/2 x 6-1/8")
	w/ BL4040: 410 x 117 x 162 mm (16-1/8 x 4-5/8 x 6-3/8")	w/ BL4040: 410 x 130 x 168 mm (16-1/8 x 5-1/8 x 6-5/8")	w/ BL4040: 410 x 140 x 168 mm (16-1/8 x 5-1/2 x 6-5/8")
Net weight	2.8 - 3.3 kg (6.2 - 7.3 lbs.)	2.9 - 3.5 kg (6.4 - 7.7 lbs.)	2.9 - 3.6 kg (6.4 - 7.9 lbs.)

Grinding wheel, Toolless wheel cover / Wheel cover, Side grip, Lock nut wrench, Battery, Charger

## Cordless Angle Grinder

### 40Vmax XGT BL AFT Cordless Angle Grinder, Anti-Restart Function, Slide Switch Lock-On

40V max



XGT BL AFT XPT



	GA006G	GA007G	GA008G
Wheel diameter	100 mm (4")	115 mm (4-1/2")	125 mm (5")
Hole diameter	16 mm (5/8")	22.23 mm (7/8")	22.23 mm (7/8")
No load speed (RPM)	8,500	8,500	8,500
Dimensions (L x W x H)	w/ BL4020 / BL4025: 398 x 117 x 146 mm (15-5/8 x 4-5/8 x 5-3/4")	w/ BL4020 / BL4025: 398 x 130 x 152 mm (15-5/8 x 5-1/8 x 6")	w/ BL4020 / BL4025: 398 x 140 x 152 mm (15-5/8 x 5-1/2 x 6")
	w/ BL4040: 410 x 117 x 158 mm (16-1/8 x 4-5/8 x 6-1/4")	w/ BL4040: 410 x 130 x 165 mm (16-1/8 x 5-1/8 x 6-1/2")	w/ BL4040: 410 x 140 x 165 mm (16-1/8 x 5-1/2 x 6-1/2")
Net weight	2.7 - 3.3 kg (6.0 - 7.3 lbs.)	2.9 - 3.5 kg (6.4 - 7.7 lbs.)	2.9 - 3.5 kg (6.4 - 7.7 lbs.)

Grinding wheel, Toolless wheel cover / Wheel cover, Side grip, Lock nut wrench, Battery, Charger

## Cordless Angle Grinder

### 40Vmax XGT BL AFT Cordless Angle Grinder, Anti-Restart Function, Electric Brake, Paddle Switch

40V max



XGT BL AFT XPT



	GA011G	GA012G	GA013G
Wheel diameter	100 mm (4")	115 mm (4-1/2")	125 mm (5")
Hole diameter	16 mm (5/8")	22.23 mm (7/8")	22.23 mm (7/8")
No load speed (RPM)	8,500	8,500	8,500
Dimensions (L x W x H)	w/ BL4020 / BL4025: 398 x 117 x 150 mm (15-5/8 x 4-5/8 x 5-7/8")	w/ BL4020 / BL4025: 398 x 130 x 156 mm (15-5/8 x 5-1/8 x 6-1/8")	w/ BL4020 / BL4025: 398 x 140 x 156 mm (15-5/8 x 5-1/2 x 6-1/8")
	w/ BL4040: 410 x 117 x 162 mm (16-1/8 x 4-5/8 x 6-3/8")	w/ BL4040: 410 x 130 x 168 mm (16-1/8 x 5-1/8 x 6-5/8")	w/ BL4040: 410 x 140 x 168 mm (16-1/8 x 5-1/2 x 6-5/8")
Net weight	2.8 - 3.4 kg (6.2 - 7.5 lbs.)	3.0 - 3.6 kg (6.6 - 7.9 lbs.)	3.0 - 3.6 kg (6.6 - 7.9 lbs.)

Grinding wheel, Toolless wheel cover, Side grip, Lock nut wrench, Battery, Charger

## Cordless Angle Grinder

### 40Vmax XGT BL AFT Cordless Angle Grinder, Anti-Restart Function, Paddle Switch

40V max



XGT BL AFT XPT



	GA014G	GA015G	GA016G
Wheel diameter	100 mm (4")	115 mm (4-1/2")	125 mm (5")
Hole diameter	16 mm (5/8")	22.23 mm (7/8")	22.23 mm (7/8")
No load speed (RPM)	8,500	8,500	8,500
Dimensions (L x W x H)	w/ BL4020 / BL4025: 398 x 117 x 146 mm (15-5/8 x 4-5/8 x 5-3/4")	w/ BL4020 / BL4025: 398 x 130 x 152 mm (15-5/8 x 5-1/8 x 6")	w/ BL4020 / BL4025: 398 x 140 x 156 mm (15-5/8 x 5-1/2 x 6")
	w/ BL4040: 410 x 117 x 158 mm (16-1/8 x 4-5/8 x 6-1/4")	w/ BL4040: 410 x 130 x 165 mm (16-1/8 x 5-1/8 x 6-1/2")	w/ BL4040: 410 x 140 x 165 mm (16-1/8 x 5-1/2 x 6-1/2")
Net weight	2.8 - 3.3 kg (6.2 - 7.3 lbs.)	2.9 - 3.5 kg (6.4 - 7.7 lbs.)	2.9 - 3.6 kg (6.4 - 7.9 lbs.)

Grinding wheel, Toolless wheel cover, Side grip, Lock nut wrench, Battery, Charger

## Cordless Angle Grinder

### 40Vmax XGT BL AWS AFT Cordless Angle Grinder, Anti-Restart Function, Electric Brake, Slide Switch Lock-On

40V max



XGT BL AFT AWS XPT



	GA021G	GA022G	GA023G
Wheel diameter	100 mm (4")	115 mm (4-1/2")	125 mm (5")
Hole diameter	16 mm (5/8")	22.23 mm (7/8")	22.23 mm (7/8")
No load speed (RPM)	3,000 - 8,500	3,000 - 8,500	3,000 - 8,500
Dimensions (L x W x H)	w/ BL4020 / BL4025: 413 x 117 x 150 mm (16-1/4 x 4-5/8 x 5-7/8")	w/ BL4020 / BL4025: 413 x 130 x 156 mm (16-1/4 x 5-1/8 x 6-1/8")	w/ BL4020 / BL4025: 413 x 140 x 156 mm (16-1/4 x 5-1/2 x 6-1/8")
	w/ BL4040: 425 x 117 x 162 mm (16-3/4 x 4-5/8 x 6-3/8")	w/ BL4040: 425 x 130 x 168 mm (16-3/4 x 5-1/8 x 6-5/8")	w/ BL4040: 425 x 140 x 168 mm (16-3/4 x 5-1/2 x 6-5/8")
Net weight	2.8 - 3.4 kg (6.2 - 7.5 lbs.)	3.0 - 3.6 kg (6.6 - 7.9 lbs.)	3.0 - 4.4 kg (6.6 - 9.7 lbs.)

Grinding wheel, Toolless wheel cover, Side grip, Lock nut wrench, Battery, Charger

## Cordless Angle Grinder

### 40Vmax XGT BL AWS AFT Cordless Angle Grinder, Anti-Restart Function, Slide Switch Lock-On

40V max



XGT BL AFT AWS XPT



	GA024G	GA025G	GA026G
Wheel diameter	100 mm (4")	115 mm (4-1/2")	125 mm (5")
Hole diameter	16 mm (5/8")	22.23 mm (7/8")	22.23 mm (7/8")
No load speed (RPM)	3,000 - 8,500	3,000 - 8,500	3,000 - 8,500
Dimensions (L x W x H)	w/ BL4020 / BL4025: 413 x 117 x 146 mm (16-1/4 x 4-5/8 x 5-3/4")	w/ BL4020 / BL4025: 413 x 130 x 152 mm (16-1/4 x 5-1/8 x 6")	w/ BL4020 / BL4025: 413 x 140 x 152 mm (16-1/4 x 5-1/2 x 6")
	w/ BL4040: 425 x 117 x 158 mm (16-3/4 x 4-5/8 x 6-1/4")	w/ BL4040: 425 x 130 x 165 mm (16-3/4 x 5-1/8 x 6-1/2")	w/ BL4040: 425 x 140 x 165 mm (16-3/4 x 5-1/2 x 6-1/2")
Net weight	2.8 - 3.4 kg (6.2 - 7.5 lbs.)	2.9 - 3.5 kg (6.4 - 7.7 lbs.)	2.9 - 4.4 kg (6.4 - 9.7 lbs.)

Grinding wheel, Toolless wheel cover, Side grip, Lock nut wrench, Battery, Charger

# Grinding/Sanding/Polishing

## Cordless Angle Grinder

### 40Vmax XGT BL AWS AFT Cordless Angle Grinder, Anti-Restart Function, Electric Brake, Paddle Switch

40V max



XGT BL AWS AFT XPT



	GA027G	GA028G	GA029G
Wheel diameter	100 mm (4")	115 mm (4-1/2")	125 mm (5")
Hole diameter	16 mm (5/8")	22.23 mm (7/8")	22.23 mm (7/8")
No load speed (RPM)	3,000 - 8,500	3,000 - 8,500	3,000 - 8,500
Dimensions (L x W x H)	w/ BL4020 / BL4025: 413 x 117 x 150 mm (16-1/4 x 4-5/8 x 5-7/8") w/ BL4040: 425 x 117 x 162 mm (16-3/4 x 4-5/8 x 6-3/8")	w/ BL4020 / BL4025: 413 x 130 x 156 mm (16-1/4 x 5-1/8 x 6-1/8") w/ BL4040: 425 x 130 x 168 mm (16-3/4 x 5-1/8 x 6-5/8")	w/ BL4020 / BL4025: 413 x 140 x 156 mm (16-1/4 x 5-1/2 x 6-1/8") w/ BL4040: 425 x 140 x 168 mm (16-3/4 x 5-1/2 x 6-5/8")
Net weight	2.9 - 3.4 kg (6.4 - 7.5 lbs.)	3.0 - 3.6 kg (6.6 - 7.9 lbs.)	3.0 - 4.5 kg (6.6 - 9.9 lbs.)

Grinding wheel, Toolless wheel cover, Side grip, Lock nut wrench, Battery, Charger

## Cordless Angle Grinder

### 40Vmax XGT BL AWS AFT Cordless Angle Grinder, Anti-Restart Function, Paddle Switch

40V max



XGT BL AWS AFT XPT



	GA030G	GA031G	GA032G
Wheel diameter	100 mm (4")	115 mm (4-1/2")	125 mm (5")
Hole diameter	16 mm (5/8")	22.23 mm (7/8")	22.23 mm (7/8")
No load speed (RPM)	3,000 - 8,500	3,000 - 8,500	3,000 - 8,500
Dimensions (L x W x H)	w/ BL4020 / BL4025: 413 x 117 x 146 mm (16-1/4 x 4-5/8 x 5-3/4") w/ BL4040: 425 x 117 x 158 mm (16-3/4 x 4-5/8 x 6-1/4")	w/ BL4020 / BL4025: 413 x 130 x 152 mm (16-1/4 x 5-1/8 x 6") w/ BL4040: 425 x 130 x 165 mm (16-3/4 x 5-1/8 x 6-1/2")	w/ BL4020 / BL4025: 413 x 140 x 152 mm (16-1/4 x 5-1/2 x 6") w/ BL4040: 425 x 140 x 165 mm (16-3/4 x 5-1/2 x 6-1/2")
Net weight	2.8 - 3.4 kg (6.2 - 7.5 lbs.)	2.9 - 3.6 kg (6.4 - 7.9 lbs.)	3.0 - 4.4 kg (6.6 - 9.7 lbs.)

Grinding wheel, Toolless wheel cover, Side grip, Lock nut wrench, Battery, Charger

## Cordless Angle Grinder

### 40Vmax XGT BL AWS AFT Cordless Angle Grinder, Anti-Restart Function, Electric Brake, Slide Switch Lock-On, X-LOCK

40V max



X-LOCK

XGT BL AWS AFT XLOCK XPT



	GA039G	GA040G	GA041G
Wheel diameter	100 mm (4")	115 mm (4-1/2")	125 mm (5")
Hole diameter	22.23 mm (7/8")	22.23 mm (7/8")	22.23 mm (7/8")
No load speed (RPM)	3,000 - 8,500	3,000 - 8,500	3,000 - 8,500
Dimensions (L x W x H)	w/ BL4020 / BL4025: 421 x 117 x 149 mm (16-1/2 x 4-5/8 x 5-7/8") w/ BL4040: 433 x 117 x 162 mm (17 x 4-5/8 x 6-3/8") w/ BL4050F: 459 x 117 x 178 mm (18 x 4-5/8 x 7")	w/ BL4020 / BL4025: 421 x 130 x 151 mm (16-1/2 x 5-1/8 x 5-15/16") w/ BL4040: 433 x 130 x 163 mm (17 x 5-1/8 x 6-3/8") w/ BL4050F: 459 x 130 x 180 mm (18 x 5-1/8 x 7-1/8")	w/ BL4020 / BL4025: 421 x 140 x 151 mm (16-1/2 x 5-1/2 x 5-15/16") w/ BL4040: 433 x 140 x 163 mm (17 x 5-1/2 x 6-3/8") w/ BL4050F: 459 x 140 x 180 mm (18 x 5-1/2 x 7-1/8")
Net weight	3.0 - 5.3 kg (6.6 - 11.7 lbs.)	3.0 - 5.3 kg (6.6 - 11.7 lbs.)	3.0 - 5.3 kg (6.6 - 11.7 lbs.)

Depressed center wheel, Cutting wheel cover attachment, Toolless wheel cover, Side grip, Battery, Charger

## Cordless Angle Grinder

### 40Vmax XGT BL AWS AFT Cordless Angle Grinder, Anti-Restart Function, Electric Brake, Paddle Switch, X-LOCK

40V max



X-LOCK

XGT BL AWS AFT XLOCK XPT



	GA042G	GA043G	GA044G
Wheel diameter	100 mm (4")	115 mm (4-1/2")	125 mm (5")
Hole diameter	22.23 mm (7/8")	22.23 mm (7/8")	22.23 mm (7/8")
No load speed (RPM)	3,000 - 8,500	3,000 - 8,500	3,000 - 8,500
Dimensions (L x W x H)	w/ BL4020 / BL4025: 421 x 117 x 149 mm (16-1/2 x 4-5/8 x 5-7/8") w/ BL4040: 433 x 117 x 162 mm (17 x 4-5/8 x 6-3/8") w/ BL4050F: 459 x 117 x 178 mm (18 x 4-5/8 x 7")	w/ BL4020 / BL4025: 421 x 130 x 151 mm (16-1/2 x 5-1/8 x 5-15/16") w/ BL4040: 433 x 130 x 163 mm (17 x 5-1/8 x 6-3/8") w/ BL4050F: 459 x 130 x 180 mm (18 x 5-1/8 x 7-1/8")	w/ BL4020 / BL4025: 421 x 140 x 151 mm (16-1/2 x 5-1/2 x 5-15/16") w/ BL4040: 433 x 140 x 163 mm (17 x 5-1/2 x 6-3/8") w/ BL4050F: 459 x 140 x 180 mm (18 x 5-1/2 x 7-1/8")
Net weight	3.0 - 5.4 kg (6.6 - 11.9 lbs.)	3.0 - 5.4 kg (6.6 - 11.9 lbs.)	3.0 - 5.4 kg (6.6 - 11.9 lbs.)

Depressed center wheel, Cutting wheel cover attachment, Toolless wheel cover, Side grip, Battery, Charger

## Cordless Angle Grinder

### 40Vmax XGT BL AFT Cordless Angle Grinder, Anti-Restart Function, Electric Brake, Paddle Switch, X-LOCK

40V max



X-LOCK

XGT BL AFT XLOCK XPT



	GA045G	GA046G	GA047G
Wheel diameter	100 mm (4")	115 mm (4-1/2")	125 mm (5")
Hole diameter	22.23 mm (7/8")	22.23 mm (7/8")	22.23 mm (7/8")
No load speed (RPM)	8,500	8,500	8,500
Dimensions (L x W x H)	w/ BL4020 / BL4025: 406 x 117 x 149 mm (16 x 4-5/8 x 5-7/8") w/ BL4040: 418 x 117 x 162 mm (16-1/2 x 4-5/8 x 6-3/8") w/ BL4050F: 444 x 117 x 178 mm (17-1/2 x 4-5/8 x 7")	w/ BL4020 / BL4025: 406 x 130 x 151 mm (16 x 5-1/8 x 5-15/16") w/ BL4040: 418 x 130 x 163 mm (16-1/2 x 5-1/8 x 6-3/8") w/ BL4050F: 444 x 130 x 180 mm (17-1/2 x 5-1/8 x 7-1/8")	w/ BL4020 / BL4025: 406 x 140 x 151 mm (16 x 5-1/2 x 5-15/16") w/ BL4040: 418 x 140 x 163 mm (16-1/2 x 5-1/2 x 6-3/8") w/ BL4050F: 444 x 140 x 180 mm (17-1/2 x 5-1/2 x 7-1/8")
Net weight	2.9 - 5.3 kg (6.4 - 11.7 lbs.)	3.0 - 5.3 kg (6.6 - 11.7 lbs.)	3.0 - 5.3 kg (6.6 - 11.7 lbs.)

Depressed center wheel, Cutting wheel cover attachment, Toolless wheel cover, Side grip, Battery, Charger

## Cordless Angle Grinder

### 40Vmax XGT BL AFT Cordless Angle Grinder, Anti-Restart Function, Electric Brake, Paddle Switch

40V max



XGT BL AFT XPT



	GA048G	GA049G	GA050G	GA051G
Wheel diameter	100 mm (4")	115 mm (4-1/2")	125 mm (5")	150 mm (6")
Hole diameter	16 mm (5/8")	22.23 mm (7/8")	22.23 mm (7/8")	22.23 mm (7/8")
No load speed (RPM)	11,000	11,000	11,000	9,000
Dimensions (L x W x H)	w/ BL4040F: 411 x 117 x 162 mm (16-1/8 x 4-5/8 x 6-3/8")	w/ BL4040F: 411 x 130 x 169 mm (16-1/8 x 5-1/8 x 6-5/8")	w/ BL4040F: 411 x 140 x 169 mm (16-1/8 x 5-1/2 x 6-5/8")	w/ BL4040F: 411 x 171 x 169 mm (16-1/8 x 6-3/4 x 6-5/8")
Net weight	2.8 - 5.2 kg (6.2 - 11.5 lbs.)	3.0 - 5.4 kg (6.6 - 11.9 lbs.)	3.0 - 5.4 kg (6.6 - 11.9 lbs.)	3.1 - 4.7 kg (6.8 - 10.4 lbs.)

Depressed center wheel, Cutting wheel cover attachment, Toolless wheel cover, Side grip or Vibration proof grip (country-specific), Lock nut wrench, Battery, Charger

## Grinding/Sanding/Polishing

## Cordless Angle Grinder

## 40Vmax XGT BL AWS AFT Cordless Angle Grinder, Anti-Restart Function, Electric Brake, Large Trigger Switch 40V max



XGT BL AFT AWS XPT



	GA037G	GA038G
Wheel diameter	180 mm (7")	230 mm (9")
Hole diameter	22.23 mm (7/8")	22.23 mm (7/8")
No load speed (RPM)	7,800	6,600
Dimensions (L x W x H)	w/ BL4025: 497 x 200 x 156 mm (19-1/2 x 7-7/8 x 6-1/8") w/ BL4040: 509 x 200 x 164 mm (20 x 7-7/8 x 6-1/2") w/ BL4050F: 535 x 200 x 180 mm (21 x 7-7/8 x 7-1/8")	w/ BL4025: 497 x 250 x 156 mm (19-1/2 x 9-7/8 x 6-1/8") w/ BL4040: 509 x 250 x 164 mm (20 x 9-7/8 x 6-1/2") w/ BL4050F: 535 x 250 x 180 mm (21 x 9-7/8 x 7-1/8")
Net weight	4.4 - 5.4 kg (9.7 - 11.9 lbs.)	4.6 - 7.4 kg (10.1 - 16.3 lbs.)

Toolless wheel cover, Side grip, Lock nut wrench, Vibration proof grip (country-specific), Wireless unit (country-specific), Interchangeable adapter ADP10 (country-specific), Toolless lock nut (country-specific), Battery, Charger

## Cordless Angle Grinder

## 40Vmax XGT BL AFT Cordless 150 mm (6") Angle Grinder, Anti-Restart Function, Electric Brake 40V max



GA035G:  
Slide switch



GA036G:  
Paddle Switch

XGT BL AFT XPT



	GA035G	GA036G
Wheel diameter	150 mm (6")	150 mm (6")
Hole diameter	22.23 mm (7/8")	22.23 mm (7/8")
No load speed (RPM)	8,500	8,500
Dimensions (L x W x H)	w/ BL4020 / BL4025: 398 x 171 x 156 mm (15-5/8 x 6-3/4 x 6-1/8") w/ BL4040: 410 x 171 x 168 mm (16-1/8 x 6-3/4 x 6-5/8")	w/ BL4020 / BL4025: 398 x 171 x 156 mm (15-5/8 x 6-3/4 x 6-1/8") w/ BL4040: 410 x 171 x 168 mm (16-1/8 x 6-3/4 x 6-5/8")
Net weight	3.0 - 3.7 kg (6.6 - 8.2 lbs.)	3.0 - 3.7 kg (6.6 - 8.2 lbs.)

Grinding wheel, Toolless wheel cover, Side grip, Lock nut wrench, Battery, Charger

## Cordless Angle Grinder

## 18V X2 (36V) LXT BL ADT AFT Cordless Angle Grinder, Anti-Restart Function, Electric Brake, Large Trigger Switch 18V x2



▼ DGA701 / DGA901

LXT BL AWS ADT AFT XPT



	DGA700	DGA701	DGA900	DGA901
Wheel diameter	180 mm (7")	180 mm (7")	230 mm (9")	230 mm (9")
Hole diameter	22.23 mm (7/8")	22.23 mm (7/8")	22.23 mm (7/8")	22.23 mm (7/8")
No load speed (RPM)	7,800	7,800	6,000	6,000
Dimensions (L x W x H)	499 x 200 x 158 mm (19-5/8 x 7-7/8 x 6-1/4")	499 x 200 x 158 mm (19-5/8 x 7-7/8 x 6-1/4")	499 x 250 x 158 mm (19-5/8 x 9-7/8 x 6-1/4")	499 x 250 x 158 mm (19-5/8 x 9-7/8 x 6-1/4")
Net weight	5.0 - 6.0 kg (11.02 - 13.23 lbs.)	5.0 - 6.0 kg (11.0 - 13.3 lbs.)	5.2 - 8 kg (11.46 - 17.64 lbs.)	5.2 - 8.0 kg (11.4 - 17.7 lbs.)

Toolless wheel cover / Wheel cover, Side grip, Lock nut wrench

## Cordless Angle Grinder

## 18V LXT BL AWS ADT AFT Cordless Angle Grinder, Variable Speed, Anti-Restart Function, Electric Brake, Slide Switch Lock-On 18V



LXT BL AWS ADT AFT XPT



	DGA414	DGA464	DGA514
Wheel diameter	100 mm (4")	115 mm (4-1/2")	125 mm (5")
Hole diameter	16 mm (5/8")	22.23 mm (7/8")	22.23 mm (7/8")
No load speed (RPM)	3,000 - 8,500	3,000 - 8,500	3,000 - 8,500
Dimensions (L x W x H)	w/ BL1815N / BL1820B: 368 x 117 x 147 mm (14-1/2 x 4-5/8 x 5-3/4") w/ BL1830B / BL1840B / BL1850B / BL1860B: 382 x 117 x 147 mm (15 x 4-5/8 x 5-3/4")	w/ BL1815N / BL1820B: 368 x 130 x 151 mm (14-1/2 x 5-1/8 x 5-15/16") w/ BL1830B / BL1840B / BL1850B / BL1860B: 382 x 130 x 151 mm (15 x 5-1/8 x 5-15/16")	w/ BL1815N / BL1820B: 368 x 140 x 151 mm (14-1/2 x 5-1/2 x 5-15/16") w/ BL1830B / BL1840B / BL1850B / BL1860B: 382 x 140 x 151 mm (15 x 5-1/2 x 5-15/16")
Net weight	2.2 - 2.8 kg (4.9 - 6.3 lbs.)	2.3 - 3 kg (5.2 - 6.7 lbs.)	2.4 - 3 kg (5.2 - 6.7 lbs.)

Grinding wheel, Wheel cover, Side grip, Lock nut wrench, Battery, Charger

## Cordless Angle Grinder

## 18V LXT BL ADT AFT Cordless Angle Grinder, Variable Speed, Anti-Restart Function, Electric Brake, Slide Switch Lock-On 18V



LXT BL ADT AFT XPT



	DGA413	DGA463	DGA513
Wheel diameter	100 mm (4")	115 mm (4-1/2")	125 mm (5")
Hole diameter	16 mm (5/8")	22.23 mm (7/8")	22.23 mm (7/8")
No load speed (RPM)	3,000 - 8,500	3,000 - 8,500	3,000 - 8,500
Dimensions (L x W x H)	w/ BL1815N / BL1820B: 368 x 117 x 147 mm (14-1/2 x 4-5/8 x 5-3/4") w/ BL1830B / BL1840B / BL1850B / BL1860B: 382 x 117 x 147 mm (15 x 4-5/8 x 5-3/4")	w/ BL1815N / BL1820B: 368 x 130 x 151 mm (14-1/2 x 5-1/8 x 5-15/16") w/ BL1830B / BL1840B / BL1850B / BL1860B: 382 x 130 x 151 mm (15 x 5-1/8 x 5-15/16")	w/ BL1815N / BL1820B: 368 x 140 x 151 mm (14-1/2 x 5-1/2 x 5-15/16") w/ BL1830B / BL1840B / BL1850B / BL1860B: 382 x 140 x 151 mm (15 x 5-1/2 x 5-15/16")
Net weight	2.2 - 2.8 kg (4.9 - 6.2 lbs.)	2.3 - 3 kg (5.1 - 6.7 lbs.)	2.4 - 3 kg (5.2 - 6.7 lbs.)

Grinding wheel, Wheel cover, Side grip, Lock nut wrench, Battery, Charger

## Cordless Angle Grinder

## 18V LXT BL AWS ADT AFT Cordless Angle Grinder, Variable Speed, Anti-Restart Function, Slide Switch Lock-On 18V



LXT BL ADT AFT AWS XPT



	DGA412	DGA462	DGA512
Wheel diameter	100 mm (4")	115 mm (4-1/2")	125 mm (5")
Hole diameter	16 mm (5/8")	22.23 mm (7/8")	22.23 mm (7/8")
No load speed (RPM)	3,000 - 8,500	3,000 - 8,500	3,000 - 8,500
Dimensions (L x W x H)	w/ BL1815N / BL1820B: 368 x 117 x 140 mm (14-1/2 x 4-5/8 x 5-1/2") w/ BL1830B / BL1840B / BL1850B / BL1860B: 382 x 117 x 140 mm (15 x 4-5/8 x 5-1/2")	w/ BL1815N / BL1820B: 368 x 130 x 145 mm (14-1/2 x 5-1/8 x 5-3/4") w/ BL1830B / BL1840B / BL1850B / BL1860B: 382 x 130 x 145 mm (15 x 5-1/8 x 5-3/4")	w/ BL1815N / BL1820B: 368 x 140 x 145 mm (14-1/2 x 5-1/2 x 5-3/4") w/ BL1830B / BL1840B / BL1850B / BL1860B: 382 x 140 x 145 mm (15 x 5-1/2 x 5-3/4")
Net weight	2.2 - 2.8 kg (4.8 - 6.1 lbs.)	2.3 - 3 kg (5.1 - 6.6 lbs.)	2.3 - 3 kg (5.2 - 6.6 lbs.)

Grinding wheel, Wheel cover, Side grip, Lock nut wrench, Battery, Charger

## Cordless Angle Grinder

### 18V LXT BL ADT AFT Cordless Angle Grinder, Variable Speed, Anti-Restart Function, Slide Switch Lock-On

18V



LXT BL ADT AFT XPT



	DGA411	DGA511
Wheel diameter	100 mm (4")	125 mm (5")
Hole diameter	16 mm (5/8")	22.23 mm (7/8")
No load speed (RPM)	3,000 - 8,500	3,000 - 8,500
Dimensions (L x W x H)	w/ BL1815N / BL1820B: 368 x 117 x 140 mm (14-1/2 x 4-5/8 x 5-1/2")	w/ BL1815N / BL1820B: 368 x 140 x 145 mm (14-1/2 x 5-1/2 x 5-3/4")
	w/ BL1830B / BL1840B / BL1850B / BL1860B: 382 x 117 x 140 mm (15 x 4-5/8 x 5-1/2")	w/ BL1830B / BL1840B / BL1850B / BL1860B: 382 x 140 x 145 mm (15 x 5-1/2 x 5-3/4")
Net weight	2.2 - 2.8 kg (4.8 - 6.1 lbs.)	2.3 - 3 kg (5.1 - 6.6 lbs.)

Grinding wheel, Wheel cover, Side grip, Lock nut wrench, Battery, Charger

## Cordless Angle Grinder

### 18V LXT BL ADT AFT Cordless Angle Grinder, Anti-Restart Function, Electric Brake, Slide Switch Lock-On

18V



LXT BL ADT AFT XPT



	DGA406	DGA456	DGA506
Wheel diameter	100 mm (4")	115 mm (4-1/2")	125 mm (5")
Hole diameter	16 mm (5/8")	22.23 mm (7/8")	22.23 mm (7/8")
No load speed (RPM)	8,500	8,500	8,500
Dimensions (L x W x H)	362 x 117 x 146 mm (14-1/4 x 4-5/8 x 5-3/4")	362 x 130 x 151 mm (14-1/4 x 5-1/8 x 5-15/16")	362 x 140 x 151 mm (14-1/4 x 5-1/2 x 5-15/16")
Net weight	2.18 - 2.77 kg (4.81 - 6.12 lbs.)	2.34 - 3.03 kg (5.17 - 6.67 lbs.)	2.35 - 3.83 kg (5.18 - 8.45 lbs.)

Grinding wheel, Toolless wheel cover / Wheel cover, Side handle, Lock nut wrench, Battery, Charger

## Cordless Angle Grinder

### 18V LXT BL ADT AFT Cordless Angle Grinder, Anti-Restart Function, Slide Switch Lock-On

18V



X-Lock

DGA521

LXT BL ADT AFT XPT XLock



	DGA404	DGA454	DGA504	DGA521
Wheel diameter	100 mm (4")	115 mm (4-1/2")	125 mm (5")	125 mm (5")
Hole diameter	16 mm (5/8")	22.23 mm (7/8")	22.23 mm (7/8")	22.23 mm (7/8")
No load speed (RPM)	8,500	8,500	8,500	8,500
Dimensions (L x W x H)	362 x 117 x 140 mm (14-1/4 x 4-5/8 x 5-1/2")	362 x 130 x 145 mm (14-1/4 x 5-1/8 x 5-3/4")	362 x 140 x 145 mm (14-1/4 x 5-1/2 x 5-3/4")	w/ BL1815N / BL1820B: 361 x 140 x 146 mm (14-1/4 x 5-1/2 x 5-3/4") w/ BL1830B / BL1840B / BL1850B / BL1860B: 375 x 140 x 146 mm (14-3/4 x 5-1/2 x 5-3/4")
Net weight	2.1 - 2.71 kg (4.63 - 5.98 lbs.)	2.24 - 2.89 kg (4.93 - 6.37 lbs.)	2.26 - 3.73 kg (4.98 - 8.23 lbs.)	2.4 - 3.0 kg (5.3 - 6.6 lbs.)

Grinding wheel, Toolless wheel cover / Wheel cover, Side handle, Lock nut wrench, Battery, Charger

## Cordless Angle Grinder

### 18V LXT Li-Ion Cordless Angle Grinder, Anti-Restart Function, Slide Switch Lock-On

18V



LXT



	DGA402	DGA452
Wheel diameter	100 mm (4")	115 mm (4-1/2")
Hole diameter	16 mm (5/8")	22.23 mm (7/8")
No load speed (RPM)	11,000	11,000
Dimensions (L x W x H)	317 x 118 x 118 mm (12-1/2 x 4-5/8 x 4-5/8")	317 x 129 x 126 mm (12-1/2 x 5-1/8 x 5")
Net weight	1.9 - 2.51 kg (4.19 - 5.54 lbs.)	2.06 - 2.71 kg (4.53 - 5.97 lbs.)

Grinding wheel, Wheel cover, Side handle, Lock nut wrench, Battery, Charger

## Cordless Angle Grinder

### 18V LXT BL AWS ADT AFT Cordless Angle Grinder, Variable Speed, Anti-Restart Function, Electric Brake, Paddle Switch

18V



LXT BL AWS ADT AFT XPT



	DGA418	DGA468	DGA518
Wheel diameter	100 mm (4")	115 mm (4-1/2")	125 mm (5")
Hole diameter	16 mm (5/8")	22.23 mm (7/8")	22.23 mm (7/8")
No load speed (RPM)	3,000 - 8,500	3,000 - 8,500	3,000 - 8,500
Dimensions (L x W x H)	w/ BL1815N / BL1820B: 368 x 117 x 146 mm (14-1/2 x 4-5/8 x 5-3/4")	w/ BL1815N / BL1820B: 368 x 130 x 151 mm (14-1/2 x 5-1/8 x 6")	w/ BL1815N / BL1820B: 368 x 140 x 151 mm (14-1/2 x 5-1/2 x 6")
	w/ BL1830B / BL1840B / BL1850B / BL1860B: 382 x 117 x 146 mm (15 x 4-5/8 x 5-3/4")	w/ BL1830B / BL1840B / BL1850B / BL1860B: 382 x 130 x 151 mm (15 x 5-1/8 x 6")	w/ BL1830B / BL1840B / BL1850B / BL1860B: 382 x 140 x 151 mm (15 x 5-1/2 x 6")
Net weight	2.2 - 2.9 kg (5 - 6.3 lbs.)	2.4 - 3.1 kg (5.2 - 6.8 lbs.)	2.4 - 3.1 kg (5.3 - 6.8 lbs.)

Grinding wheel, Wheel cover, Side grip, Lock nut wrench, Battery, Charger

## Cordless Angle Grinder

### 18V LXT BL ADT AFT Cordless Angle Grinder, Variable Speed, Anti-Restart Function, Electric Brake, Paddle Switch

18V



LXT BL ADT AFT XPT



	DGA417	DGA467	DGA517
Wheel diameter	100 mm (4")	115 mm (4-1/2")	125 mm (5")
Hole diameter	16 mm (5/8")	22.23 mm (7/8")	22.23 mm (7/8")
No load speed (RPM)	3,000 - 8,500	3,000 - 8,500	3,000 - 8,500
Dimensions (L x W x H)	w/ BL1815N / BL1820B: 368 x 117 x 146 mm (14-1/2 x 4-5/8 x 5-3/4")	w/ BL1815N / BL1820B: 368 x 130 x 151 mm (14-1/2 x 5-1/8 x 6")	w/ BL1815N / BL1820B: 368 x 140 x 151 mm (14-1/2 x 5-1/2 x 6")
	w/ BL1830B / BL1840B / BL1850B / BL1860B: 382 x 117 x 146 mm (15 x 4-5/8 x 5-3/4")	w/ BL1830B / BL1840B / BL1850B / BL1860B: 382 x 130 x 151 mm (15 x 5-1/8 x 6")	w/ BL1830B / BL1840B / BL1850B / BL1860B: 382 x 140 x 151 mm (15 x 5-1/2 x 6")
Net weight	2.2 - 2.9 kg (4.9 - 6.3 lbs.)	2.4 - 3.1 kg (5.2 - 6.7 lbs.)	2.4 - 3.1 kg (5.2 - 6.7 lbs.)

Grinding wheel, Wheel cover, Side grip, Lock nut wrench, Battery, Charger

## Grinding/Sanding/Polishing

## Cordless Angle Grinder

## 18V LXT BL ADT AFT Cordless Angle Grinder, Variable Speed, Anti-Restart Function, Electric Brake, Paddle Switch, X-LOCK

18V



X-LOCK

LXT BL ADT AFT X-LOCK XPT



	DGA419	DGA469	DGA519
Wheel diameter	100 mm (4")	115 mm (4-1/2")	125 mm (5")
Hole diameter	22.23 mm (7/8")	22.23 mm (7/8")	22.23 mm (7/8")
No load speed (RPM)	3,000 - 8,500	3,000 - 8,500	3,000 - 8,500
Dimensions (L x W x H)	w/ BL1815N / BL1820B: 382 x 117 x 147 mm (15 x 4-5/8 x 5-3/4")	w/ BL1815N / BL1820B: 382 x 130 x 147 mm (15 x 5-1/8 x 5-3/4")	w/ BL1815N / BL1820B: 382 x 140 x 147 mm (15 x 5-1/2 x 5-3/4")
	w/ BL1830B / BL1840B / BL1850B / BL1860B: 396 x 117 x 147 mm (15-1/2 x 4-5/8 x 5-3/4")	w/ BL1830B / BL1840B / BL1850B / BL1860B: 396 x 130 x 147 mm (15-1/2 x 5-1/8 x 5-3/4")	w/ BL1830B / BL1840B / BL1850B / BL1860B: 396 x 140 x 147 mm (15-1/2 x 5-1/2 x 5-3/4")
Net weight	2.4 - 3.0 kg (5.3 - 6.6 lbs.)	2.5 - 3.1 kg (5.5 - 6.8 lbs.)	2.5 - 3.1 kg (5.5 - 6.8 lbs.)

Grinding wheel, Wheel cover, Side grip, Battery, Charger

## Cordless Angle Grinder

## 18V LXT BL ADT AFT Cordless Angle Grinder, Anti-Restart Function, Electric Brake, Paddle Switch No-Lock

18V



LXT BL ADT AFT XPT



	DGA408	DGA458	DGA508
Wheel diameter	100 mm (4")	115 mm (4-1/2")	125 mm (5")
Hole diameter	16 mm (5/8")	22.23 mm (7/8")	22.23 mm (7/8")
No load speed (RPM)	8,500	8,500	8,500
Dimensions (L x W x H)	362 x 117 x 146 mm (14-1/4 x 4-5/8 x 5-3/4")	362 x 130 x 151 mm (14-1/4 x 5-1/8 x 5-15/16")	362 x 140 x 151 mm (14-1/4 x 5-1/2 x 5-15/16")
Net weight	2.18 - 2.8 kg (4.81 - 6.17 lbs.)	2.34 - 3.03 kg (5.17 - 6.67 lbs.)	2.35 - 3.83 kg (5.18 - 8.45 lbs.)

Grinding wheel, Toolless wheel cover / Wheel cover, Side handle, Lock nut wrench, Battery, Charger

## Cordless Angle Grinder

## 18V LXT BL ADT AFT Cordless Angle Grinder, Anti-Restart Function, Paddle Switch No-Lock

18V



X-LOCK

LXT BL ADT AFT X-LOCK XPT



	DGA405	DGA455	DGA505	DGA520
Wheel diameter	100 mm (4")	115 mm (4-1/2")	125 mm (5")	125 mm (5")
Hole diameter	16 mm (5/8")	22.23 mm (7/8")	22.23 mm (7/8")	22.23 mm (7/8")
No load speed (RPM)	8,500	8,500	8,500	8,500
Dimensions (L x W x H)	362 x 117 x 140 mm (14-1/4 x 4-5/8 x 5-1/2")	362 x 130 x 145 mm (14-1/4 x 5-1/8 x 5-3/4")	362 x 140 x 145 mm (14-1/4 x 5-1/2 x 5-3/4")	w/ BL1815N / BL1820B: 362 x 140 x 147 mm (14-1/4 x 5-1/2 x 5-3/4") w/ BL1830B / BL1840B / BL1850B / BL1860B: 376 x 140 x 147 mm (14-3/4 x 5-1/2 x 5-3/4")
Net weight	2.08 - 2.69 kg (4.59 - 5.94 lbs.)	2.24 - 2.92 kg (4.93 - 6.45 lbs.)	2.26 - 3.73 kg (4.98 - 8.23 lbs.)	2.4 - 3.0 kg (5.3 - 6.6 lbs.)

Grinding wheel, Toolless wheel cover / Wheel cover, Side handle, Lock nut wrench, Battery, Charger

## Angle Grinder

## 1,900 W SJS II AFT Variable Speed Angle Grinder, Anti-Restart Function, Soft Start, Slide Switch



SJS II AFT



	GA4590	GA5090
Continuous rating Input	1,900W	1,900W
Wheel diameter	115 mm (4-1/2")	125 mm (5")
Hole diameter	22.23 mm (7/8")	22.23 mm (7/8")
No load speed	2,800-11,500 min <sup>-1</sup>	2,800-11,500 min <sup>-1</sup>
Circumference of grip portion	205 mm (8-1/8")	205 mm (8-1/8")
Cutting depth	26 mm (1")	31 mm (1-1/4")
Dimensions (L x W x H)	326 x 130 x 123 mm (12-7/8 x 5-1/8 x 4-7/8")	326 x 130 x 123 mm (12-7/8 x 5-1/8 x 4-7/8")
Net weight	2.6 - 3.8 kg (5.7 - 8.4 lbs.)	2.6 - 3.8 kg (5.7 - 8.4 lbs.)

Depressed center wheel, Side grip, Wheel cover, Lock nut wrench, Lock nut, Inner flange, Cutting wheel cover attachment or Wheel cover for cut-off wheel (country-specific)

## Angle Grinder

## 1,900 W SJS II AFT Variable Speed Angle Grinder, Anti-Restart Function, Mechanical Brake, Soft Start, Slide Switch



SJS II AFT



	GA4591	GA5091
Continuous rating Input	1,900W	1,900W
Wheel diameter	115 mm (4-1/2")	125 mm (5")
Hole diameter	22.23 mm (7/8")	22.23 mm (7/8")
No load speed	2,800-11,500 min <sup>-1</sup>	2,800-11,500 min <sup>-1</sup>
Circumference of grip portion	205 mm (8-1/8")	205 mm (8-1/8")
Cutting depth	26 mm (1")	31 mm (1-1/4")
Dimensions (L x W x H)	349 x 130 x 129 mm (13-3/4 x 5-1/8 x 5-1/8")	349 x 140 x 129 mm (13-3/4 x 5-1/2 x 5-1/8")
Net weight	2.8 - 4.0 kg (6.2 - 8.8 lbs.)	2.8 - 4.0 kg (6.2 - 8.8 lbs.)

Depressed center wheel, Side grip, Wheel cover, Lock nut wrench, Lock nut, Inner flange, Cutting wheel cover attachment or Wheel cover for cut-off wheel (country-specific)

## Angle Grinder

## 1,900 W SJS II AFT Angle Grinder, Anti-Restart Function, Soft Start, Slide Switch



SJS II AFT



	GA4592	GA5092
Continuous rating Input	1,900W	1,900W
Wheel diameter	115 mm (4-1/2")	125 mm (5")
Hole diameter	22.23 mm (7/8")	22.23 mm (7/8")
No load speed	11,500 min <sup>-1</sup>	11,500 min <sup>-1</sup>
Circumference of grip portion	205 mm (8-1/8")	205 mm (8-1/8")
Cutting depth	26 mm (1")	31 mm (1-1/4")
Dimensions (L x W x H)	326 x 130 x 123 mm (12-7/8 x 5-1/8 x 4-7/8")	326 x 140 x 123 mm (12-7/8 x 5-1/2 x 4-7/8")
Net weight	2.6 - 3.8 kg (5.7 - 8.4 lbs.)	2.6 - 5.7 kg (5.7 - 8.4 lbs.)

Depressed center wheel, Side grip, Wheel cover, Lock nut wrench, Lock nut, Inner flange, Cutting wheel cover attachment or Wheel cover for cut-off wheel (country-specific)

# Grinding/Sanding/Polishing

## Angle Grinder

### 1,900 W SJS II AFT Variable Speed Angle Grinder, Anti-Restart Function, Soft Start, Mechanical Brake, Paddle Switch



	GA4593	GA5093
Continuous rating Input	1,900W	1,900 W
Wheel diameter	115 mm (4-1/2")	125 mm (5")
Hole diameter	22.23 mm (7/8")	22.23 mm (7/8")
No load speed	2,800-11,500 min <sup>-1</sup>	2,800-11,500 min <sup>-1</sup>
Circumference of grip portion	207 mm (8-1/8")	207 mm (8-1/8")
Cutting depth	26 mm (1")	31 mm (1-1/4")
Dimensions (L x W x H)	349 x 130 x 129 mm (13-3/4 x 5-1/8 x 5-1/8")	349 x 140 x 129 mm (13-3/4 x 5-1/2 x 5-1/8")
Net weight	2.8 - 4.0 kg (6.2 - 8.8 lbs.)	2.9 - 4.0 kg (6.4 - 8.8 lbs.)

Depressed center wheel, Side grip, Wheel cover, Lock nut wrench, Lock nut, Inner flange, Cutting wheel cover attachment or Wheel cover for cut-off wheel (country-specific)

## Angle Grinder

### 1,900 W SJS II AFT Angle Grinder, Anti-Restart Function, Soft Start, Mechanical Brake, Paddle Switch



	GA4594	GA5094
Continuous rating Input	1,900 W	1,900 W
Wheel diameter	115 mm (4-1/2")	125 mm (5")
Hole diameter	22.23 mm (7/8")	22.23 mm (7/8")
No load speed	11,500 min <sup>-1</sup>	11,500 min <sup>-1</sup>
Circumference of grip portion	207 mm (8-1/8")	207 mm (8-1/8")
Cutting depth	26 mm (1")	31 mm (1-1/4")
Dimensions (L x W x H)	349 x 130 x 129 mm (13-3/4 x 5-1/8 x 5-1/8")	349 x 140 x 129 mm (13-3/4 x 5-1/2 x 5-1/8")
Net weight	2.8 - 4.0 kg (6.2 - 8.8 lbs.)	2.9 - 4.0 kg (6.4 - 8.8 lbs.)

Depressed center wheel, Side grip, Wheel cover, Lock nut wrench, Lock nut, Inner flange, Cutting wheel cover attachment or Wheel cover for cut-off wheel (country-specific)

## Angle Grinder

### 1,900 W SJS II AFT Angle Grinder, Anti-Restart Function, Soft Start, Paddle Switch



	GA4595	GA5095
Continuous rating Input	1,900 W	1,900 W
Wheel diameter	115 mm (4-1/2")	125 mm (5")
Hole diameter	22.23 mm (7/8")	22.23 mm (7/8")
No load speed	11,500 min <sup>-1</sup>	11,500 min <sup>-1</sup>
Circumference of grip portion	207 mm (8-1/8")	207 mm (8-1/8")
Cutting depth	26 mm (1")	31 mm (1-1/4")
Dimensions (L x W x H)	326 x 130 x 123 mm (12-7/8 x 5-1/8 x 4-7/8")	326 x 140 x 123 mm (12-7/8 x 5-1/2 x 4-7/8")
Net weight	2.6 - 3.8 kg (5.7 - 8.4 lbs.)	2.6 - 3.8 kg (5.7 - 8.4 lbs.)

Depressed center wheel, Side grip, Wheel cover, Lock nut wrench, Lock nut, Inner flange, Cutting wheel cover attachment or Wheel cover for cut-off wheel (country-specific)

## Angle Grinder

### 1,450 W SJS Angle Grinder, Anti-Restart Function, Soft Start, Large Trigger Switch



	GA5021C	GA6021C
Continuous rating Input	1,450W	1,450W
Wheel diameter	125 mm (5")	150 mm (6")
Hole diameter	22.23 mm (7/8")	22.23 mm (7/8")
No load speed	10,000 min <sup>-1</sup>	9,000 min <sup>-1</sup>
Dimensions (L x W x H)	390 x 139 x 120 mm (15-3/8 x 5-1/2 x 4-3/4")	390 x 169 x 120 mm (15-3/8 x 6-5/8 x 4-3/4")
Net weight	2.9 - 4.1 kg (6.5 - 9.1 lbs.)	3 - 3.5 kg (6.7 - 7.6 lbs.)

Depressed center wheel, Side grip, Wheel cover, Lock nut wrench

## Angle Grinder

### 1,450 W SJS Angle Grinder, Anti-Restart Function, Soft Start, Finger Trigger Switch



	GA5020C	GA6020C
Continuous rating Input	1,450W	1,450W
Wheel diameter	125 mm (5")	150 mm (6")
Hole diameter	22.23 mm (7/8")	22.23 mm (7/8")
No load speed	10,000 min <sup>-1</sup>	9,000 min <sup>-1</sup>
Dimensions (L x W x H)	390 x 139 x 120 mm (15-3/8 x 5-1/2 x 4-3/4")	390 x 169 x 120 mm (15-3/8 x 6-5/8 x 4-3/4")
Net weight	2.9 - 4.1 kg (6.5 - 9.1 lbs.)	3 - 3.5 kg (6.7 - 7.6 lbs.)

Depressed center wheel, Side grip, Wheel cover, Lock nut wrench

## Angle Grinder

### 1,400 W SJS II Variable Speed Angle Grinder, Anti-Restart Function, Mechanical Brake, Soft Start, Slide Switch



	GA4041C	GA4541C	GA5041C
Continuous rating Input	1,400W	1,400W	1,400W
Wheel diameter	100 mm (4")	115 mm (4-1/2")	125 mm (5")
Hole diameter	16 mm (5/8")	22.23 mm (7/8")	22.23 mm (7/8")
No load speed	2,800-11,000 min <sup>-1</sup>	2,800-11,000 min <sup>-1</sup>	2,800-11,000 min <sup>-1</sup>
Dimensions (L x W x H)	325 x 117 x 117 mm (12-3/4 x 4-5/8 x 4-5/8")	325 x 130 x 121 mm (12-3/4 x 5-1/8 x 4-3/4")	325 x 140 x 121 mm (12-3/4 x 5-1/2 x 4-3/4")
Net weight	2.5 - 2.8 kg (5.6 - 6.2 lbs.)	2.7 - 3 kg (5.9 - 6.7 lbs.)	2.7 - 3.8 kg (5.9 - 8.4 lbs.)

Depressed center wheel, Side grip, Wheel cover, Lock nut wrench

# Grinding/Sanding/Polishing

## Angle Grinder

### 1,400 W SJS II Variable Speed Angle Grinder, Anti-Restart Function, Soft Start, Slide Switch



	<b>GA4040C</b>	<b>GA4540C</b>	<b>GA5040C</b>	<b>GA6040C</b>
Continuous rating Input	1,400W	1,400W	1,400W	1,400W
Wheel diameter	100 mm (4")	115 mm (4-1/2")	125 mm (5")	150 mm (6")
Hole diameter	16 mm (5/8")	22.23 mm (7/8")	22.23 mm (7/8")	22.23 mm (7/8")
No load speed	2,800-11,000 min <sup>-1</sup>	2,800-11,000 min <sup>-1</sup>	2,800-11,000 min <sup>-1</sup>	4,000-9,000 min <sup>-1</sup>
Dimensions (L x W x H)	303 x 117 x 111 mm (11-7/8 x 4-5/8 x 4-3/8")	303 x 130 x 116 mm (11-7/8 x 5-1/8 x 4-9/16")	303 x 140 x 116 mm (11-7/8 x 5-1/2 x 4-9/16")	303 x 171 x 116 mm (11-7/8 x 6-3/4 x 4-9/16")
Net weight	2.3 - 2.6 kg (5.1 - 5.7 lbs.)	2.4 - 2.8 kg (5.4 - 6.2 lbs.)	2.5 - 3.6 kg (5.6 - 8 lbs.)	2.5 - 2.9 kg (5.5 - 6.4 lbs.)



Depressed center wheel, Side grip, Wheel cover, Lock nut wrench

## Angle Grinder

### 1,400 W SJS II Variable Speed Angle Grinder, Soft Start, Slide Switch



	<b>GA4542C</b>	<b>GA5042C</b>	<b>GA6042C</b>
Continuous rating Input	1,400W	1,400W	1,400W
Wheel diameter	115 mm (4-1/2")	125 mm (5")	150 mm (6")
Hole diameter	22.23 mm (7/8")	22.23 mm (7/8")	22.23 mm (7/8")
No load speed	2,800-11,000 min <sup>-1</sup>	2,800-11,000 min <sup>-1</sup>	4,000-9,000 min <sup>-1</sup>
Dimensions (L x W x H)	303 x 130 x 116 mm (11-7/8 x 5-1/8 x 4-9/16")	303 x 140 x 116 mm (11-7/8 x 5-1/2 x 4-9/16")	303 x 171 x 116 mm (11-7/8 x 6-3/4 x 4-9/16")
Net weight	2.4 - 2.8 kg (5.2 - 6.2 lbs.)	2.5 - 3.6 kg (5.4 - 8 lbs.)	2.5 - 2.9 kg (5.5 - 6.4 lbs.)



Depressed center wheel, Side grip, Wheel cover, Lock nut wrench

## Angle Grinder

### 1,400 W SJS Variable Speed Angle Grinder, Anti-Restart Function, Soft Start, Slide Switch



	<b>9565CVR</b>	<b>9564CV</b>	<b>9565CV</b>
Continuous rating Input	1,400W	1,400W	1,400W
Wheel diameter	125 mm (5")	115 mm (4-1/2")	125 mm (5")
Hole diameter	22.23 mm (7/8")	22.23 mm (7/8")	22.23 mm (7/8")
No load speed	2,800-12,000 min <sup>-1</sup>	2,800-12,000 min <sup>-1</sup>	2,800-12,000 min <sup>-1</sup>
Dimensions (L x W x H)	299 x 139 x 103 mm (11-3/4 x 5-1/2 x 4-1/16")	299 x 129 x 103 mm (11-3/4 x 5-1/16 x 4")	299 x 139 x 103 mm (11-3/4 x 5-1/2 x 4-1/16")
Net weight	2.4 - 3.5 kg (5.2 - 7.7 lbs.)	2.3 - 2.6 kg (5.1 - 5.8 lbs.)	2.4 - 3.5 kg (5.2 - 7.7 lbs.)



Depressed center wheel, Side grip, Wheel cover, Lock nut wrench

## Angle Grinder

### 125 mm (5") 1,400 W SJS Angle Grinder, Anti-Restart Function, Soft Start, Slide Switch



	<b>9565CR</b>
Continuous rating Input	1,400W
Wheel diameter	125 mm (5")
Hole diameter	22.23 mm (7/8")
No load speed	12,000 min <sup>-1</sup>
Dimensions (L x W x H)	299 x 139 x 103 mm (11-3/4 x 5-1/2 x 4-1/16")
Net weight	2.4 - 3.5 kg (5.2 - 7.7 lbs.)



Depressed center wheel, Side grip, Wheel cover, Lock nut wrench

## Angle Grinder

### 1,400 W SJS Angle Grinder, Slide Switch



	<b>9565C</b>	<b>9566C</b>
Continuous rating Input	1,400W	1,400W
Wheel diameter	125 mm (5")	150 mm (6")
Hole diameter	22.23 mm (7/8")	22.23 mm (7/8")
No load speed	12,000 min <sup>-1</sup>	10,000 min <sup>-1</sup>
Dimensions (L x W x H)	299 x 139 x 103 mm (11-3/4 x 5-1/2 x 4-1/16")	299 x 169 x 103 mm (11-3/4 x 6-5/8 x 4-1/16")
Net weight	2.4 - 3.5 kg (5.3 - 7.7 lbs.)	2.5 - 2.8 kg (5.4 - 6.2 lbs.)



Depressed center wheel, Side grip, Wheel cover, Lock nut wrench

## Angle Grinder

### 1,400 W SJS Variable Speed Angle Grinder, Soft Start, Paddle Switch



	<b>9564PCV</b>	<b>9565PCV</b>	<b>9566PCV</b>
Continuous rating Input	1,400W	1,400W	1,400W
Wheel diameter	115 mm (4-1/2")	125 mm (5")	150 mm (6")
Hole diameter	22.23 mm (7/8")	22.23 mm (7/8")	22.23 mm (7/8")
No load speed	2,800-12,000 min <sup>-1</sup>	12,000 min <sup>-1</sup>	4,000-10,000 min <sup>-1</sup>
Dimensions (L x W x H)	307 x 129 x 103 mm (12-1/8 x 5-1/8 x 4")	307 x 139 x 103 mm (12-1/8 x 5-1/2 x 4")	307 x 169 x 103 mm (12-1/8 x 6-5/8 x 4")
Net weight	2.4 - 2.7 kg (5.3 - 5.9 lbs.)	2.4 - 3.5 kg (5.3 - 7.7 lbs.)	2.4 - 2.8 kg (5.3 - 6.2 lbs.)



Depressed center wheel, Side grip, Wheel cover, Lock nut wrench



## Angle Grinder

### 1,400 W SJS Angle Grinder, Soft Start, Paddle Switch



	9564PC	9565PC	9566PC
Continuous rating Input	1,400W	1,400W	1,400W
Wheel diameter	115 mm (4-1/2")	125 mm (5")	150 mm (6")
Hole diameter	22.23 mm (7/8")	22.23 mm (7/8")	22.23 mm (7/8")
No load speed	12,000 min <sup>-1</sup>	12,000 min <sup>-1</sup>	10,000 min <sup>-1</sup>
Dimensions (L x W x H)	307 x 129 x 103 mm (12-1/8 x 5-1/8 x 4")	307 x 139 x 103 mm (12-1/8 x 5-1/2 x 4")	307 x 169 x 103 mm (12-1/8 x 6-5/8 x 4")
Net weight	2.4 - 2.7 kg (5.3 - 6 lbs.)	2.4 - 3.5 kg (5.3 - 7.7 lbs.)	2.4 - 2.8 kg (5.3 - 6.2 lbs.)



Depressed center wheel, Side grip, Wheel cover, Lock nut wrench

## Angle Grinder

### 1,300 W Angle Grinder, Paddle Switch



	GA4050	GA4550	GA5050
Continuous rating Input	1,300W	1,300W	1,300W
Wheel diameter	100 mm (4")	115 mm (4-1/2")	125 mm (5")
Hole diameter	16 mm (5/8")	22.23 mm (7/8")	22.23 mm (7/8")
No load speed	11,000 min <sup>-1</sup>	11,000 min <sup>-1</sup>	11,000 min <sup>-1</sup>
Circumference of grip portion	212 mm (8-3/8")	212 mm (8-3/8")	212 mm (8-3/8")
Dimensions (L x W x H)	325 x 117 x 100 mm (12-3/4 x 4-5/8 x 4-5/16")	325 x 130 x 117 mm (12-3/4 x 5-1/8 x 4-5/8")	325 x 140 x 117 mm (12-3/4 x 5-1/2 x 4-5/8")
Net weight	2.3 - 2.6 kg (5.1 - 5.7 lbs.)	2.4 - 2.8 kg (5.3 - 6.2 lbs.)	2.5 - 2.8 kg (5.5 - 6.2 lbs.)



Depressed center wheel, Side grip, Wheel cover, Lock nut wrench

## Angle Grinder

### 1,300 W Angle Grinder, Paddle Switch



	GA4552	GA5052
Continuous rating Input	1,300W	1,300W
Wheel diameter	115 mm (4-1/2")	125 mm (5")
Hole diameter	22.23 mm (7/8")	22.23 mm (7/8")
No load speed	11,000 min <sup>-1</sup>	11,000 min <sup>-1</sup>
Circumference of grip portion	212 mm (8-3/8")	212 mm (8-3/8")
Dimensions (L x W x H)	325 x 130 x 117 mm (12-3/4 x 5-1/8 x 4-5/8")	325 x 140 x 117 mm (12-3/4 x 5-1/2 x 4-5/8")
Net weight	2.4 - 2.8 kg (5.3 - 6.2 lbs.)	2.5 - 2.8 kg (5.5 - 6.2 lbs.)



Depressed center wheel, Side grip, Wheel cover, Lock nut wrench

## Angle Grinder

### 1,300 W Angle Grinder, Anti-Restart Function, Paddle Switch



	GA4050R	GA4550R	GA5050R
Continuous rating Input	1,300W	1,300W	1,300W
Wheel diameter	100 mm (4")	115 mm (4-1/2")	125 mm (5")
Hole diameter	16 mm (5/8")	22.23 mm (7/8")	22.23 mm (7/8")
No load speed	11,000 min <sup>-1</sup>	11,000 min <sup>-1</sup>	11,000 min <sup>-1</sup>
Circumference of grip portion	212 mm (8-3/8")	212 mm (8-3/8")	212 mm (8-3/8")
Dimensions (L x W x H)	325 x 117 x 100 mm (12-3/4 x 4-5/8 x 4-5/16")	325 x 130 x 117 mm (12-3/4 x 5-1/8 x 4-5/8")	325 x 140 x 117 mm (12-3/4 x 5-1/2 x 4-5/8")
Net weight	2.3 - 2.6 kg (5.1 - 5.7 lbs.)	2.4 - 2.8 kg (5.3 - 6.2 lbs.)	2.5 - 2.8 kg (5.5 - 6.2 lbs.)



Depressed center wheel, Side grip, Wheel cover, Lock nut wrench

## Angle Grinder

### 1,300 W Angle Grinder, Anti-Restart Function, Paddle Switch



	GA4552R	GA5052R
Continuous rating Input	1,300W	1,300W
Wheel diameter	115 mm (4-1/2")	125 mm (5")
Hole diameter	22.23 mm (7/8")	22.23 mm (7/8")
No load speed	11,000 min <sup>-1</sup>	11,000 min <sup>-1</sup>
Circumference of grip portion	212 mm (8-3/8")	212 mm (8-3/8")
Dimensions (L x W x H)	325 x 130 x 117 mm (12-3/4 x 5-1/8 x 4-5/8")	325 x 140 x 117 mm (12-3/4 x 5-1/2 x 4-5/8")
Net weight	2.4 - 2.8 kg (5.3 - 6.2 lbs.)	2.5 - 2.8 kg (5.5 - 6.2 lbs.)



Depressed center wheel, Side grip, Wheel cover, Lock nut wrench

## Angle Grinder

### 1,300 W Angle Grinder, Anti-Restart Function, Paddle Switch, Undetachable Wheel Cover



	GA4051R	GA4551R	GA5051R
Continuous rating Input	1,300W	1,300W	1,300W
Wheel diameter	100 mm (4")	115 mm (4-1/2")	125 mm (5")
Hole diameter	16 mm (5/8")	22.23 mm (7/8")	22.23 mm (7/8")
No load speed	11,000 min <sup>-1</sup>	11,000 min <sup>-1</sup>	11,000 min <sup>-1</sup>
Circumference of grip portion	212 mm (8-3/8")	212 mm (8-3/8")	212 mm (8-3/8")
Dimensions (L x W x H)	325 x 117 x 100 mm (12-3/4 x 4-5/8 x 4-5/16")	325 x 130 x 117 mm (12-3/4 x 5-1/8 x 4-5/8")	325 x 140 x 117 mm (12-3/4 x 5-1/2 x 4-5/8")
Net weight	2.3 - 2.5 kg (5.1 - 5.5 lbs.)	2.4 - 2.7 kg (5.3 - 6.0 lbs.)	2.5 - 2.7 kg (5.5 - 6.0 lbs.)



Depressed center wheel, Side grip, Wheel cover, Lock nut wrench

# Grinding/Sanding/Polishing

## Angle Grinder

### 1,300 W Angle Grinder, Anti-Restart Function, Paddle Switch, Undetachable Wheel Cover



	<b>GA4553R</b>	<b>GA5053R</b>
Continuous rating Input	1,300W	1,300W
Wheel diameter	115 mm (4-1/2")	125 mm (5")
Hole diameter	22.23 mm (7/8")	22.23 mm (7/8")
No load speed	11,000 min <sup>-1</sup>	11,000 min <sup>-1</sup>
Circumference of grip portion	212 mm (8-3/8")	212 mm (8-3/8")
Dimensions (L x W x H)	325 x 130 x 117 mm (12-3/4 x 5-1/8 x 4-5/8")	325 x 140 x 117 mm (12-3/4 x 5-1/2 x 4-5/8")
Net weight	2.4 - 2.7 kg (5.3 - 6.0 lbs.)	2.5 - 2.7 kg (5.5 - 6.0 lbs.)

Depressed center wheel, Side grip, Wheel cover, Lock nut wrench

## Angle Grinder

### 1,100 W SJS II Angle Grinder, Anti-Restart Function, Mechanical Brake, Soft Start, Slide Switch



	<b>GA4541R</b>	<b>GA5041R</b>
Continuous rating Input	1,100W	1,100W
Wheel diameter	115 mm (4-1/2")	125 mm (5")
Hole diameter	22.23 mm (7/8")	22.23 mm (7/8")
No load speed	11,000 min <sup>-1</sup>	11,000 min <sup>-1</sup>
Dimensions (L x W x H)	325 x 130 x 121 mm (12-3/4 x 5-1/8 x 4-3/4")	325 x 140 x 121 mm (12-3/4 x 5-1/2 x 4-3/4")
Net weight	2.7 - 3 kg (5.9 - 6.6 lbs.)	2.7 - 3.8 kg (5.9 - 8.4 lbs.)

Depressed center wheel, Side grip, Wheel cover, Lock nut wrench

## Angle Grinder

### 1,100 W SJS II Angle Grinder, Anti-Restart Function, Soft Start, Slide Switch



	<b>GA4540R</b>	<b>GA5040R</b>	<b>GA6040R</b>
Continuous rating Input	1,100W	1,100W	1,100W
Wheel diameter	115 mm (4-1/2")	125 mm (5")	150 mm (6")
Hole diameter	22.23 mm (7/8")	22.23 mm (7/8")	22.23 mm (7/8")
No load speed	11,000 min <sup>-1</sup>	11,000 min <sup>-1</sup>	9,000 min <sup>-1</sup>
Dimensions (L x W x H)	303 x 130 x 116 mm (11-7/8 x 5-1/8 x 4-9/16")	303 x 140 x 116 mm (11-7/8 x 5-1/2 x 4-9/16")	303 x 171 x 116 mm (11-7/8 x 6-3/4 x 4-9/16")
Net weight	2.4 - 2.8 kg (5.4 - 6.1 lbs.)	2.5 - 3.6 kg (5.4 - 8 lbs.)	2.5 - 2.9 kg (5.5 - 6.4 lbs.)

Depressed center wheel, Side grip, Wheel cover, Lock nut wrench

## Angle Grinder

### 1,100 W SJS II Angle Grinder, Slide Switch



	<b>GA4040</b>	<b>GA4540</b>	<b>GA5040</b>	<b>GA6040</b>
Continuous rating Input	1,100W	1,100W	1,100W	1,100W
Wheel diameter	100 mm (4")	115 mm (4-1/2")	125 mm (5")	150 mm (6")
Hole diameter	16 mm (5/8")	22.23 mm (7/8")	22.23 mm (7/8")	22.23 mm (7/8")
No load speed	11,000 min <sup>-1</sup>	11,000 min <sup>-1</sup>	11,000 min <sup>-1</sup>	9,000 min <sup>-1</sup>
Dimensions (L x W x H)	303 x 117 x 111 mm (11-7/8 x 4-5/8 x 4-3/8")	303 x 130 x 116 mm (11-7/8 x 5-1/8 x 4-9/16")	303 x 140 x 116 mm (11-7/8 x 5-1/2 x 4-9/16")	303 x 171 x 116 mm (11-7/8 x 6-3/4 x 4-9/16")
Net weight	2.2 - 2.5 kg (4.9 - 5.6 lbs.)	2.3 - 2.7 kg (5.2 - 5.9 lbs.)	2.4 - 3.5 kg (5.2 - 7.8 lbs.)	2.4 - 2.8 kg (5.3 - 6.2 lbs.)

Depressed center wheel, Side grip, Wheel cover, Lock nut wrench

## Angle Grinder

### 125 mm (5") 1,100 W SJS Angle Grinder, Anti-Restart Function, Soft Start, Slide Switch



	<b>9565HR</b>
Continuous rating Input	1,100W
Wheel diameter	125 mm (5")
Hole diameter	22.23 mm (7/8")
No load speed	12,000 min <sup>-1</sup>
Dimensions (L x W x H)	299 x 140 x 111 mm (11-3/4 x 5-1/2 x 4-3/8")
Net weight	2.4 - 3.5 kg (5.2 - 7.6 lbs.)

Depressed center wheel, Side grip, Wheel cover, Lock nut wrench

## Angle Grinder

### 115 mm (4-1/2") 1,100 W SJS Angle Grinder, Paddle Switch



	<b>9564P</b>
Continuous rating Input	1,100W
Wheel diameter	115 mm (4-1/2")
Hole diameter	22.23 mm (7/8")
No load speed	12,000 min <sup>-1</sup>
Dimensions (L x W x H)	307 x 129 x 103 mm (12-1/8 x 5-1/8 x 4")
Net weight	2.4 - 2.7 kg (5.3 - 5.9 lbs.)

Side grip, Wheel cover, Lock nut wrench

## Angle Grinder

### 1,050 W Angle Grinder, Large Trigger Switch



GA5021 / GA6021



	<b>GA5021</b>	<b>GA5011</b>	<b>GA6021</b>
Continuous rating Input	1,050W	1,050W	1,050W
Wheel diameter	125 mm (5")	125 mm (5")	150 mm (6")
Hole diameter	22.23 mm (7/8")	22.23 mm (7/8")	22.23 mm (7/8")
No load speed	10,000 min <sup>-1</sup>	12,000 min <sup>-1</sup>	10,000 min <sup>-1</sup>
Dimensions (L x W x H)	384 x 139 x 120 mm (15-1/8 x 5-1/2 x 4-3/4")	384 x 139 x 113 mm (15-1/8 x 5-1/2 x 4-7/16")	384 x 172 x 120 mm (15-1/8 x 6-3/4 x 4-3/4")
Net weight	2.7 - 3.9 kg (6 - 8.6 lbs.)	2.6 - 3.8 kg (5.8 - 8.4 lbs.)	2.8 - 3.2 kg (6.1 - 7.1 lbs.)

Depressed center wheel, Side grip, Wheel cover, Lock nut wrench

## Angle Grinder

### 1,050 W Angle Grinder, Finger Trigger Switch



GA5020 / GA6020



	<b>GA5020</b>	<b>GA5010</b>	<b>GA6020</b>	<b>GA6010</b>
Continuous rating Input	1,050W	1,050W	1,050W	1,050W
Wheel diameter	125 mm (5")	125 mm (5")	150 mm (6")	150 mm (6")
Hole diameter	22.23 mm (7/8")	22.23 mm (7/8")	22.23 mm (7/8")	22.23 mm (7/8")
No load speed	12,000 min <sup>-1</sup>	12,000 min <sup>-1</sup>	10,000 min <sup>-1</sup>	10,000 min <sup>-1</sup>
Dimensions (L x W x H)	356 x 139 x 120 mm (14 x 5-1/2 x 4-3/4")	356 x 139 x 112 mm (14 x 5-1/2 x 4-3/8")	356 x 169 x 120 mm (14 x 6-5/8 x 4-3/4")	356 x 169 x 112 mm (14 x 6-5/8 x 4-3/8")
Net weight	2.7 - 3.9 kg (6 - 8.6 lbs.)	2.6 - 3.8 kg (5.8 - 8.4 lbs.)	2.8 - 3.2 kg (6.1 - 7.1 lbs.)	2.7 - 3.1 kg (5.9 - 6.9 lbs.)

Depressed center wheel, Side grip, Wheel cover, Lock nut wrench

## Angle Grinder

### 1,400 W Angle Grinder, Soft Start, Slide Switch, X-LOCK



GA5080R



X-LOCK



	<b>GA5080</b>	<b>GA5080R</b>
Continuous rating Input	1,400W	1,400W
Wheel diameter	125 mm (5")	125 mm (5")
Hole diameter	22.23 mm (7/8")	22.23 mm (7/8")
No load speed	12,000 min <sup>-1</sup>	12,000 min <sup>-1</sup>
Max cutting depth	31 mm (1-1/4")	31 mm (1-1/4")
Circumference of grip portion	205 mm (8-1/8")	205 mm (8-1/8")
Dimensions (L x W x H)	309 x 141 x 113 mm (12-1/8 x 5-9/16 x 4-7/16")	309 x 141 x 113 mm (12-1/8 x 5-9/16 x 4-7/16")
Net weight	2.5 - 3.6 kg (5.5 - 7.9 lbs.)	2.5 - 3.6 kg (5.5 - 7.9 lbs.)

Depressed center wheel, Side grip, Wheel cover

## Angle Grinder

### 115 mm (4-1/2") 840 W Angle Grinder, Slide Switch, X-LOCK



X-LOCK

	<b>GA4570</b>
Continuous rating Input	840 W
Wheel diameter	115 mm (4-1/2")
Hole diameter	22.23 mm (7/8")
No load speed	11,000 min <sup>-1</sup>
Circumference of grip portion	195 mm (7-5/8")
Cutting depth	26 mm (1")
Dimensions (L x W x H)	288 x 131 x 112 mm (11-3/8 x 5-1/8 x 4-3/8")
Net weight	2.2 - 2.5 kg (4.9 - 5.5 lbs.)

Grinding wheel, Side grip, Wheel cover

## Angle Grinder

### 840 W Angle Grinder

9556HB: Toggle Switch

9556HN / 9557HN / 9558HN:  
Slide Switch



	<b>9556HB</b>	<b>9556HN</b>	<b>9557HN</b>	<b>9558HN</b>
Continuous rating Input	840W	840W	840W	840W
Wheel diameter	100 mm (4")	100 mm (4")	115 mm (4-1/2")	125 mm (5")
Hole diameter	16 mm (5/8")	16 mm (5/8")	22.23 mm (7/8")	22.23 mm (7/8")
No load speed	11,000 min <sup>-1</sup>	11,000 min <sup>-1</sup>	11,000 min <sup>-1</sup>	11,000 min <sup>-1</sup>
Dimensions (L x W x H)	271 x 118 x 97 mm (10-5/8 x 4-5/8 x 3-13/16")	271 x 118 x 97 mm (10-5/8 x 4-5/8 x 3-13/16")	271 x 129 x 106 mm (10-5/8 x 5-1/8 x 4-3/16")	271 x 139 x 106 mm (10-5/8 x 5-1/2 x 4-3/16")
Net weight	1.6 - 2 kg (3.6 - 4.4 lbs.)	1.6 - 2 kg (3.6 - 4.4 lbs.)	1.7 - 2.2 kg (3.8 - 4.8 lbs.)	1.7 - 3 kg (3.8 - 6.6 lbs.)

Depressed center wheel, Side grip, Wheel cover, Lock nut wrench

# Grinding/Sanding/Polishing

## Angle Grinder

### 840 W Angle Grinder, Anti-Restart Function, Soft Start, Slide Switch



	<b>9557NBR</b>	<b>9557HNR</b>	<b>9558NBR</b>	<b>9558HNR</b>
Continuous rating Input	840W	840W	840W	840W
Wheel diameter	115 mm (4-1/2")	115 mm (4-1/2")	125 mm (5")	125 mm (5")
Hole diameter	22.23 mm (7/8")	22.23 mm (7/8")	22.23 mm (7/8")	22.23 mm (7/8")
No load speed	11,000 min <sup>-1</sup>	11,000 min <sup>-1</sup>	11,000 min <sup>-1</sup>	11,000 min <sup>-1</sup>
Dimensions (L x W x H)	271 x 130 x 106 mm (10-5/8 x 5-1/8 x 4-3/16")	271 x 130 x 106 mm (10-5/8 x 5-1/8 x 4-3/16")	271 x 140 x 106 mm (10-5/8 x 5-1/2 x 4-3/16")	271 x 140 x 106 mm (10-5/8 x 5-1/2 x 4-3/16")
Net weight	1.7 - 2.4 kg (3.8 - 5.3 lbs.)	1.7 - 2.4 kg (3.8 - 5.3 lbs.)	1.7 - 3.2 kg (3.8 - 7 lbs.)	1.7 - 3.2 kg (3.8 - 7.1 lbs.)



Depressed center wheel, Side grip, Wheel cover, Lock nut wrench

## Angle Grinder

### 840 W Angle Grinder, Paddle Switch



	<b>9556HP</b>	<b>9557HP</b>	<b>9558HP</b>
Continuous rating Input	840W	840W	840W
Wheel diameter	100 mm (4")	115 mm (4-1/2")	125 mm (5")
Hole diameter	16 mm (5/8")	22.23 mm (7/8")	22.23 mm (7/8")
No load speed	11,000 min <sup>-1</sup>	11,000 min <sup>-1</sup>	11,000 min <sup>-1</sup>
Dimensions (L x W x H)	273 x 118 x 97 mm (10-3/4 x 4-5/8 x 3-13/16")	273 x 129 x 106 mm (10-3/4 x 5-1/8 x 4-3/16")	273 x 139 x 106 mm (10-3/4 x 5-1/2 x 4-3/16")
Net weight	1.7 - 2 kg (3.7 - 4.5 lbs.)	1.7 - 2.2 kg (3.7 - 4.9 lbs.)	1.8 - 3 kg (3.9 - 6.7 lbs.)



Depressed center wheel, Side grip, Wheel cover, Lock nut wrench

## Angle Grinder

### 720 W Angle Grinder, Toggle Switch



	<b>GA4031</b>	<b>GA4032</b>
Continuous rating Input	720W	720W
Wheel diameter	100 mm (4")	100 mm (4")
Hole diameter	16 mm (5/8")	16 mm (5/8")
No load speed	11,000 min <sup>-1</sup>	9,000 min <sup>-1</sup>
Dimensions (L x W x H)	259 x 118 x 104 mm (10-1/4 x 4-5/8 x 4-1/8")	259 x 118 x 104 mm (10-1/4 x 4-5/8 x 4-1/8")
Net weight	1.71 - 2 kg (3.77 - 4.41 lbs.)	1.67 - 1.96 kg (3.68 - 4.32 lbs.)



Depressed center wheel, Wheel cover, Lock nut wrench

## Angle Grinder

### 720 W Angle Grinder, Anti-Restart Function, Soft Start, Slide Switch



	<b>GA4030R</b>	<b>GA4530R</b>	<b>GA5030R</b>
Continuous rating Input	720W	720W	720W
Wheel diameter	100 mm (4")	115 mm (4-1/2")	125 mm (5")
Hole diameter	16 mm (5/8")	22.23 mm (7/8")	22.23 mm (7/8")
No load speed	11,000 min <sup>-1</sup>	11,000 min <sup>-1</sup>	11,000 min <sup>-1</sup>
Dimensions (L x W x H)	266 x 118 x 102 mm (10-1/2 x 4-5/8 x 4")	266 x 130 x 108 mm (10-1/2 x 5-1/2 x 4-1/4")	266 x 140 x 108 mm (10-1/2 x 5-1/2 x 4-1/4")
Net weight	1.72 - 2.01 kg (3.79 - 4.43 lbs.)	1.88 - 2.22 kg (4.14 - 4.89 lbs.)	1.91 - 3.06 kg (4.21 - 6.75 lbs.)



Depressed center wheel, Side grip, Wheel cover, Lock nut wrench

## Angle Grinder

### 720 W Angle Grinder, Slide Switch



	<b>GA4030</b>	<b>GA4530</b>	<b>GA5030</b>
Continuous rating Input	720W	720W	720W
Wheel diameter	100 mm (4")	115 mm (4-1/2")	125 mm (5")
Hole diameter	16 mm (5/8")	22.23 mm (7/8")	22.23 mm (7/8")
No load speed	11,000 min <sup>-1</sup>	11,000 min <sup>-1</sup>	11,000 min <sup>-1</sup>
Dimensions (L x W x H)	266 x 117 x 95 mm (10-1/2 x 4-5/8 x 3-3/4")	266 x 128 x 103 mm (10-1/2 x 5 x 4-1/16")	266 x 138 x 103 mm (10-1/2 x 5-7/16 x 4-1/16")
Net weight	1.73 - 2.02 kg (3.81 - 4.45 lbs.)	1.89 - 2.23 kg (4.17 - 4.91 lbs.)	1.92 - 3.07 kg (4.23 - 6.77 lbs.)



Depressed center wheel, Side grip, Wheel cover, Lock nut wrench

## Angle Grinder

### 720 W Angle Grinder, Paddle Switch



	<b>GA4034</b>	<b>GA4534</b>	<b>GA5034</b>
Continuous rating Input	720W	720W	720W
Wheel diameter	100 mm (4")	115 mm (4-1/2")	125 mm (5")
Hole diameter	16 mm (5/8")	22.23 mm (7/8")	22.23 mm (7/8")
No load speed	11,000 min <sup>-1</sup>	11,000 min <sup>-1</sup>	11,000 min <sup>-1</sup>
Dimensions (L x W x H)	265 x 118 x 95 mm (10-3/8 x 4-5/8 x 3-3/4")	265 x 128 x 103 mm (10-3/8 x 5 x 4-1/16")	265 x 139 x 103 mm (10-3/8 x 5-1/2 x 4-1/16")
Net weight	1.77 - 2.06 kg (3.9 - 4.54 lbs.)	1.98 - 2.31 kg (4.37 - 5.09 lbs.)	2 - 3.15 kg (4.41 - 6.94 lbs.)



Depressed center wheel, Side grip, Wheel cover, Lock nut wrench

# Grinding/Sanding/Polishing

## Angle Grinder

### 710 W Angle Grinder, Slide Switch



	9553HN	9554HN	9555HN
Continuous rating Input	710W	710W	710W
Wheel diameter	100 mm (4")	115 mm (4-1/2")	125 mm (5")
Hole diameter	16 mm (5/8")	22.23 mm (7/8")	22.23 mm (7/8")
No load speed	11,000 min <sup>-1</sup>	10,000 min <sup>-1</sup>	10,000.0 min <sup>-1</sup>
Dimensions (L x W x H)	258 x 118 x 97 mm (10-1/8 x 4-5/8 x 3-13/16")	258 x 129 x 106 mm (10-1/8 x 5-1/8 x 4-3/16")	258 x 139 x 106 mm (10-1/8 x 5-1/2 x 4-3/16")
Net weight	1.5 - 1.8 kg (3.2 - 4.1 lbs.)	1.6 - 2 kg (3.5 - 4.4 lbs.)	1.6 - 2.9 kg (3.5 - 6.3 lbs.)



Depressed center wheel, Side grip, Wheel cover, Lock nut wrench

## Angle Grinder

### 710 W Angle Grinder, Toggle Switch



	9553HB
Continuous rating Input	710W
Wheel diameter	100 mm (4")
Hole diameter	16 mm (5/8")
No load speed	11,000 min <sup>-1</sup>
Dimensions (L x W x H)	258 x 118 x 97 mm (10-1/8 x 4-5/8 x 3-13/16")
Net weight	1.5 - 1.9 kg (3.3 - 4.1 lbs.)



Depressed center wheel, Wheel cover, Lock nut wrench

## Angle Grinder

### 570 W Angle Grinder, Toggle Switch

N9500N: Disc Grinde



	9500NB	N9500N
Continuous rating Input	570W	570W
Wheel diameter	100 mm (4")	100 mm (4")
Hole diameter	16 mm (5/8")	16 mm (5/8")
No load speed	12,000 min <sup>-1</sup>	12,000
Overall length	253 mm (10")	245 mm (9-5/8")
Net weight	1.9 kg (3.5 - 4.3 lbs.)	1.6 - 1.9 kg (3.5 - 4.2 lbs.)

▼ 9500NB



9500NB: Double Insulation

Depressed center wheel, Wheel cover, Lock nut wrench

## Angle Grinder

### 2,800 W AFT Angle Grinder, Anti-Restart Function, Soft Start, Mechanical Brake, Large Trigger Switch



	GA7070	GA9070
Continuous rating Input	2,800W	2,800W
Wheel diameter	180 mm (7")	230 mm (9")
Hole diameter	22.23 mm (7/8")	22.23 mm (7/8")
No load speed	8,500 min <sup>-1</sup>	6,600 min <sup>-1</sup>
Dimensions (L x W x H)	506 x 200 x 146 mm (20 x 7-7/8 x 5-3/4")	506 x 250 x 146 mm (20 x 9-7/8 x 5-3/4")
Net weight	6.1 - 6.6 kg (13.5 - 14.6 lbs.)	6.3 - 8.5 kg (13.9 - 18.7 lbs.)

AFT



Anti-vibration grip, Wheel cover, Lock nut wrench

## Angle Grinder

### 2,800 W AFT D-Handle Angle Grinder, Anti-Restart Function, Soft Start, Mechanical Brake, Large Trigger Switch



	GA7071	GA9071
Continuous rating Input	2,800W	2,800W
Wheel diameter	180 mm (7")	230 mm (9")
Hole diameter	22.23 mm (7/8")	22.23 mm (7/8")
No load speed	8,500 min <sup>-1</sup>	6,600 min <sup>-1</sup>
Dimensions (L x W x H)	506 x 200 x 146 mm (20 x 7-7/8 x 5-3/4")	506 x 250 x 146 mm (20 x 9-7/8 x 5-3/4")
Net weight	6.2 - 6.7 kg (13.7 - 14.8 lbs.)	6.4 - 8.5 kg (14.1 - 18.7 lbs.)

AFT



Anti-vibration grip, Wheel cover, Lock nut wrench

## Angle Grinder

### 2,700 W Angle Grinder, Anti-Restart Function, Soft Start, Large Trigger Switch



	GA7080	GA9080
Continuous rating Input	2,700W	2,700W
Wheel diameter	180 mm (7")	230 mm (9")
Hole diameter	22.23 mm (7/8")	22.23 mm (7/8")
No load speed	8,500 min <sup>-1</sup>	6,600 min <sup>-1</sup>
Dimensions (L x W x H)	509 x 200 x 144 mm (20 x 7-7/8 x 5-5/8")	509 x 250 x 144 mm (20 x 9-7/8 x 5-5/8")
Net weight	6.3 - 6.8 kg (13.9 - 15.0 lbs.)	6.5 - 8.6 kg (14.3 - 19.0 lbs.)



Vibration proof grip (country-specific), Side grip (country-specific), Wheel cover, Lock nut wrench

# Grinding/Sanding/Polishing

## Angle Grinder

### 2,700 W Angle Grinder, Anti-Restart Function, Soft Start, Large Trigger Switch



	<b>GA7081</b>	<b>GA9081</b>
Continuous rating Input	2,700W	2,700W
Wheel diameter	180 mm (7")	230 mm (9")
Hole diameter	22.23 mm (7/8")	22.23 mm (7/8")
No load speed	8,500 min <sup>-1</sup>	6,600 min <sup>-1</sup>
Dimensions (L x W x H)	461 x 200 x 144 mm (18-1/8 x 7-7/8 x 5-5/8")	461 x 250 x 144 mm (18-1/8 x 9-7/8 x 5-5/8")
Net weight	6.1 - 6.6 kg (13.4 - 14.6 lbs.)	6.3 - 8.4 kg (13.9 - 18.5 lbs.)



without Rotatable Handle

Vibration proof grip (country-specific), Side grip (country-specific), Wheel cover, Lock nut wrench

## Angle Grinder

### 2,700 W Angle Grinder, Large Trigger Switch



	<b>GA7082</b>	<b>GA9082</b>
Continuous rating Input	2,700W	2,700W
Wheel diameter	180 mm (7")	230 mm (9")
Hole diameter	22.23 mm (7/8")	22.23 mm (7/8")
No load speed	8,500 min <sup>-1</sup>	6,600 min <sup>-1</sup>
Dimensions (L x W x H)	461 x 200 x 144 mm (18-1/8 x 7-7/8 x 5-5/8")	461 x 250 x 144 mm (18-1/8 x 9-7/8 x 5-5/8")
Net weight	6.0 - 6.5 kg (13.2 - 14.3 lbs.)	6.2 - 8.3 kg (13.7 - 18.3 lbs.)



without Rotatable Handle

Vibration proof grip (country-specific), Side grip (country-specific), Wheel cover, Lock nut wrench

## Angle Grinder

### 2,600 W Angle Grinder, Anti-Restart Function, Soft Start, Large Trigger Switch



	<b>GA7040R</b>	<b>GA9040R</b>
Continuous rating Input	2,600W	2,600W
Wheel diameter	180 mm (7")	230 mm (9")
Hole diameter	22.23 mm (7/8")	22.23 mm (7/8")
No load speed	8,500 min <sup>-1</sup>	6,600 min <sup>-1</sup>
Dimensions (L x W x H)	503 x 200 x 140 mm (19-3/4 x 7-7/8 x 5-1/2")	503 x 250 x 140 mm (19-3/4 x 9-7/8 x 5-1/2")
Net weight	6.48 - 6.98 kg (14.3 - 15.4 lbs.)	6.69 - 8.98 kg (14.8 - 19.6 lbs.)



Anti-vibration grip, Wheel cover, Lock nut wrench

## Angle Grinder

### 2,600 W Angle Grinder, Soft Start, Large Trigger Switch



	<b>GA7040S</b>	<b>GA9040S</b>
Continuous rating Input	2,600W	2,600W
Wheel diameter	180 mm (7")	230 mm (9")
Hole diameter	22.23 mm (7/8")	22.23 mm (7/8")
No load speed	8,500 min <sup>-1</sup>	6,600 min <sup>-1</sup>
Dimensions (L x W x H)	511 x 200 x 140 mm (20-1/8 x 7-7/8 x 5-1/2")	503 x 250 x 140 mm (19-3/4 x 9-7/8 x 5-1/2")
Net weight	6.45 - 6.95 kg (14.2 - 15.3 lbs.)	6.65 - 8.94 kg (14.7 - 19.7 lbs.)



Side grip, Wheel cover, Lock nut wrench

## Angle Grinder

### 2,600 W Angle Grinder, Large Trigger Switch



	<b>GA9040</b>
Continuous rating Input	2,600W
Wheel diameter	230 mm (9")
Hole diameter	22.23 mm (7/8")
No load speed	6,600 min <sup>-1</sup>
Dimensions (L x W x H)	503 x 250 x 140 mm (19-3/4 x 9-7/8 x 5-1/2")
Net weight	6.62 - 8.91 kg (14.6 - 19.6 lbs.)



Side grip, Wheel cover, Lock nut wrench

## Angle Grinder

### 2,400 W Angle Grinder, Anti-Restart Function, Soft Start, Large Trigger Switch



	<b>GA7030R</b>	<b>GA9030R</b>
Continuous rating Input	2,400W	2,400W
Wheel diameter	180 mm (7")	230 mm (9")
Hole diameter	22.23 mm (7/8")	22.23 mm (7/8")
No load speed	8,500 min <sup>-1</sup>	6,600 min <sup>-1</sup>
Dimensions (L x W x H)	503 x 200 x 140 mm (19-3/4 x 7-7/8 x 5-1/2")	503 x 250 x 140 mm (19-3/4 x 9-7/8 x 5-1/2")
Net weight	6.17 - 6.67 kg (13.6 - 14.7 lbs.)	6.36 - 8.65 kg (14 - 19.1 lbs.)



Anti-vibration grip, Wheel cover, Lock nut wrench

## Angle Grinder

### 2,400 W Angle Grinder, Large Trigger Switch



	<b>GA7030</b>	<b>GA9030</b>
Continuous rating Input	2,400W	2,400W
Wheel diameter	180 mm (7")	230 mm (9")
Hole diameter	22.23 mm (7/8")	22.23 mm (7/8")
No load speed	8,500 min <sup>-1</sup>	6,600 min <sup>-1</sup>
Dimensions (L x W x H)	511 x 200 x 140 mm (20-1/8 x 7-7/8 x 5-1/2")	503 x 250 x 140 mm (19-3/4 x 9-7/8 x 5-1/2")
Net weight	6.06 - 6.56 kg (13.36 - 14.46 lbs.)	6.26 - 8.55 kg (13.8 - 18.9 lbs.)



Side grip, Wheel cover, Lock nut wrench

## Angle Grinder

### 2,400 W Angle Grinder, Soft Start, Large Trigger Switch



	<b>GA7030S</b>	<b>GA9030S</b>
Continuous rating Input	2,400W	2,400W
Wheel diameter	180 mm (7")	230 mm (9")
Hole diameter	22.23 mm (7/8")	22.23 mm (7/8")
No load speed	8,500 min <sup>-1</sup>	6,600 min <sup>-1</sup>
Dimensions (L x W x H)	511 x 200 x 140 mm (20-1/8 x 7-7/8 x 5-1/2")	503 x 250 x 140 mm (19-3/4 x 9-7/8 x 5-1/2")
Net weight	6.11 - 6.61 kg (13.5 - 14.6 lbs.)	6.27 - 8.56 kg (13.8 - 18.9 lbs.)



Side grip, Wheel cover, Lock nut wrench

## Angle Grinder

### 2,400 W Angle Grinder, AC/DC Trigger Switch



	<b>GA7031</b>	<b>GA9031</b>
Continuous rating Input	2,400W	2,400W
Wheel diameter	180 mm (7")	230 mm (9")
Hole diameter	22.23 mm (7/8")	22.23 mm (7/8")
No load speed	8,500 min <sup>-1</sup>	6,600 min <sup>-1</sup>
Dimensions (L x W x H)	504 x 200 x 140 mm (19-7/8 x 7-7/8 x 5-1/2")	504 x 250 x 140 mm (19-7/8 x 9-7/8 x 5-1/2")
Net weight	5.93 - 6.43 kg (13.1 - 14.2 lbs.)	6.13 - 8.42 kg (13.5 - 18.6 lbs.)



Side grip, Wheel cover, Lock nut wrench

## Angle Grinder

### 2,200 W SJS II Angle Grinder, Anti-Restart Function, Soft Start, Large Trigger Switch



	<b>GA7061R</b>	<b>GA9061R</b>
Continuous rating Input	2,200W	2,200W
Wheel diameter	180 mm (7")	230 mm (9")
Hole diameter	22.23 mm (7/8")	22.23 mm (7/8")
No load speed	8,500 min <sup>-1</sup>	6,600 min <sup>-1</sup>
Dimensions (L x W x H)	450 x 200 x 145 mm (17-3/4 x 7-7/8 x 5-3/4")	450 x 250 x 145 mm (17-3/4 x 9-7/8 x 5-3/4")
Net weight	5.57 - 6.08 kg (12.3 - 13.4 lbs.)	5.68 - 8.04 kg (12.5 - 17.7 lbs.)



Side grip, Wheel cover, Lock nut wrench

## Angle Grinder

### 2,200 W SJS II Angle Grinder, Large Trigger Switch



	<b>GA7061</b>	<b>GA9061</b>
Continuous rating Input	2,200W	2,200W
Wheel diameter	180 mm (7")	230 mm (9")
Hole diameter	22.23 mm (7/8")	22.23 mm (7/8")
No load speed	8,500 min <sup>-1</sup>	6,600 min <sup>-1</sup>
Dimensions (L x W x H)	450 x 200 x 145 mm (17-3/4 x 7-7/8 x 5-3/4")	450 x 250 x 145 mm (17-3/4 x 9-7/8 x 5-3/4")
Net weight	5.53 - 6.04 kg (12.2 - 13.3 lbs.)	5.63 - 7.99 kg (12.4 - 17.6 lbs.)



Side grip, Wheel cover, Lock nut wrench

## Angle Grinder

### 2,200 W D-Handle Angle Grinder, Large Trigger Switch



	<b>GA9062</b>
Continuous rating Input	2,200W
Wheel diameter	230 mm (9")
Hole diameter	22.23 mm (7/8")
No load speed	6,600 min <sup>-1</sup>
Dimensions (L x W x H)	450 x 250 x 144 mm (17-3/4 x 9-7/8 x 5-5/8")
Net weight	5.61 - 7.97 kg (12.4 - 17.6 lbs.)



Abrasive disc, Side grip, Wheel cover, Lock nut wrench

# Grinding/Sanding/Polishing

## Angle Grinder

### 2,200 W Angle Grinder, Anti-Restart Function, Soft Start, Large Trigger Switch



	<b>GA7060R</b>	<b>GA9060R</b>
Continuous rating Input	2,200W	2,200W
Wheel diameter	180 mm (7")	230 mm (9")
Hole diameter	22.23 mm (7/8")	22.23 mm (7/8")
No load speed	8,500 min <sup>-1</sup>	6,600 min <sup>-1</sup>
Dimensions (L x W x H)	450 x 200 x 144 mm (17-3/4 x 7-7/8 x 5-5/8")	450 x 250 x 144 mm (17-3/4 x 9-7/8 x 5-5/8")
Net weight	5.42 - 5.93 kg (12 - 13.1 lbs.)	5.52 - 7.88 kg (12.8 - 17.4 lbs.)



Side grip, Wheel cover, Lock nut wrench

## Angle Grinder

### 2,200 W High Torque Angle Grinder, Large Trigger Switch



	<b>GA7064</b>	<b>GA7060</b>	<b>GA9060</b>
Continuous rating Input	2,200W	2,200W	2,200W
Wheel diameter	180 mm (7")	180 mm (7")	230 mm (9")
Hole diameter	22.23 mm (7/8")	22.23 mm (7/8")	22.23 mm (7/8")
No load speed	6,600 min <sup>-1</sup>	8,500 min <sup>-1</sup>	6,600 min <sup>-1</sup>
Dimensions (L x W x H)	450 x 200 x 144 mm (17-3/4 x 7-7/8 x 5-5/8")	450 x 200 x 144 mm (17-3/4 x 7-7/8 x 5-5/8")	450 x 250 x 144 mm (17-3/4 x 9-7/8 x 5-5/8")
Net weight	5.34 - 5.85 kg (11.8 - 12.9 lbs.)	5.38 - 5.89 kg (11.9 - 13 lbs.)	5.5 - 7.86 kg (12.1 - 17.3 lbs.)



Side grip, Wheel cover, Lock nut wrench

## Angle Grinder

### 2,200 W Angle Grinder, Large Trigger Switch

**new**



	<b>GA7090</b>	<b>GA9090</b>
Continuous rating input	2,200 W	2,200 W
Wheel diameter	180 mm (7")	230 mm (9")
Hole diameter	22.23 mm (7/8")	22.23 mm (7/8")
No load speed	8,500 min <sup>-1</sup>	6,600 min <sup>-1</sup>
Dimensions (L x W x H)	438 x 200 x 144 mm (17-1/4 x 7-7/8 x 5-5/8")	438 x 250 x 144 mm (17-1/4 x 9-7/8 x 5-5/8")
Net weight	5.1 - 7.3 kg (11.2 - 16.1 lbs.)	5.3 - 7.4 kg (11.7 - 16.3 lbs.)



Side grip, Lock nut wrench, Wheel cover for cut-off wheel

## Angle Grinder

### 2,200 W Angle Grinder, Anti-Restart Function, Soft Start, Large Trigger Switch



	<b>GA7020R</b>	<b>GA9020R</b>
Continuous rating Input	2,200W	2,200W
Wheel diameter	180 mm (7")	230 mm (9")
Hole diameter	22.23 mm (7/8")	22.23 mm (7/8")
No load speed	8,500 min <sup>-1</sup>	6,600 min <sup>-1</sup>
Dimensions (L x W x H)	473 x 200 x 140 mm (18-5/8 x 7-7/8 x 5-1/2")	473 x 250 x 140 mm (18-5/8 x 9-7/8 x 5-1/2")
Net weight	5.66 - 6.16 kg (12.48 - 13.58 lbs.)	5.8 - 8.09 kg (12.8 - 17.8 lbs.)



Side grip, Wheel cover, Lock nut wrench

## Angle Grinder

### 2,200 W Angle Grinder, Large Trigger Switch



	<b>GA7020</b>	<b>GA9020</b>
Continuous rating Input	2,200W	2,200W
Wheel diameter	180 mm (7")	230 mm (9")
Hole diameter	22.23 mm (7/8")	22.23 mm (7/8")
No load speed	8,500 min <sup>-1</sup>	6,600 min <sup>-1</sup>
Dimensions (L x W x H)	473 x 200 x 140 mm (18-5/8 x 7-7/8 x 5-1/2")	473 x 249 x 140 mm (18-5/8 x 9-3/4 x 5-1/2")
Net weight	5.56 - 6.06 kg (12.26 - 13.36 lbs.)	5.76 - 8.05 kg (12.7 - 17.8 lbs.)



Side grip, Wheel cover, Lock nut wrench

## Angle Grinder

### 2,200 W Angle Grinder, Soft Start, Large Trigger Switch



	<b>GA7020S</b>	<b>GA9020S</b>
Continuous rating Input	2,200W	2,200W
Wheel diameter	180 mm (7")	230 mm (9")
Hole diameter	22.23 mm (7/8")	22.23 mm (7/8")
No load speed	8,500 min <sup>-1</sup>	6,600 min <sup>-1</sup>
Dimensions (L x W x H)	473 x 200 x 140 mm (18-5/8 x 7-7/8 x 5-1/2")	473 x 249 x 140 mm (18-5/8 x 9-3/4 x 5-1/2")
Net weight	5.69 - 6.19 kg (12.55 - 13.65 lbs.)	5.85 - 8.14 kg (12.9 - 18 lbs.)



Side grip, Wheel cover, Lock nut wrench



# Grinding/Sanding/Polishing

## Angle Grinder

### 2,000 W Angle Grinder, Anti-Restart Function, Soft Start, Large Trigger Switch



	<b>GA7050R</b>	<b>GA9050R</b>
Continuous rating Input	2,000W	2,000W
Wheel diameter	180 mm (7")	230 mm (9")
Hole diameter	22.23 mm (7/8")	22.23 mm (7/8")
No load speed	8,500 min <sup>-1</sup>	6,600 min <sup>-1</sup>
Dimensions (L x W x H)	455 x 200 x 132 mm (17-7/8 x 7-7/8 x 5-3/16")	455 x 250 x 132 mm (17-7/8 x 9-7/8 x 5-3/16")
Net weight	4.66 - 5.18 kg (10.3 - 11.4 lbs.)	4.82 - 7.12 kg (10.6 - 15.7 lbs.)



Side grip, Wheel cover, Lock nut wrench

## Angle Grinder

### 2,000 W Angle Grinder, Large Trigger Switch



	<b>GA7050</b>	<b>GA9050</b>
Continuous rating Input	2,000W	2,000W
Wheel diameter	180 mm (7")	230 mm (9")
Hole diameter	22.23 mm (7/8")	22.23 mm (7/8")
No load speed	8,500 min <sup>-1</sup>	6,600 min <sup>-1</sup>
Dimensions (L x W x H)	432 x 200 x 132 mm (17 x 7-7/8 x 5-3/16")	432 x 250 x 132 mm (17 x 9-7/8 x 5-3/16")
Net weight	3.98 - 5 kg (8.8 - 11 lbs.)	4.64 - 6.94 kg (10.2 - 15.3 lbs.)



Side grip, Wheel cover, Lock nut wrench

## Angle Grinder

### 1,800 W Angle Grinder, Anti-Restart Function, Soft Start, Large Trigger Switch



	<b>GA7012C</b>	<b>GA9012C</b>
Continuous rating Input	1,800W	1,800W
Wheel diameter	180 mm (7")	230 mm (9")
Hole diameter	22.23 mm (7/8")	22.23 mm (7/8")
No load speed	8,400 min <sup>-1</sup>	6,000 min <sup>-1</sup>
Dimensions (L x W x H)	453 x 200 x 137 mm (17-7/8 x 7-7/8 x 5-3/8")	453 x 250 x 137 mm (17-7/8 x 9-7/8 x 5-3/8")
Net weight	4 - 4.5 kg (8.82 - 9.92 lbs.)	4.37 - 6.66 kg (9.6 - 14.7 lbs.)



Side grip, Wheel cover, Lock nut wrench

## Angle Grinder

### 1,800 W Angle Grinder, Soft Start, Large Trigger Switch



	<b>GA7010C</b>	<b>GA9010C</b>
Continuous rating Input	1,800W	1,800W
Wheel diameter	180 mm (7")	230 mm (9")
Hole diameter	22.23 mm (7/8")	22.23 mm (7/8")
No load speed	8,400 min <sup>-1</sup>	6,000 min <sup>-1</sup>
Dimensions (L x W x H)	453 x 200 x 137 mm (17-7/8 x 7-7/8 x 5-3/8")	453 x 250 x 137 mm (17-7/8 x 9-7/8 x 5-3/8")
Net weight	4.2 - 4.7 kg (9.26 - 10.36 lbs.)	4.36 - 6.65 kg (9.6 - 14.7 lbs.)



Side grip, Wheel cover, Lock nut wrench



# Comparison List

Model No.			No load speed (rpm)	Switch	AWS	BL motor	AFT	ADT	XPT	Brake	Anti-restart function	X-Lock
<b>40Vmax Cordless Angle Grinder</b>												
100mm	115mm	125mm										
GA003G	GA004G	GA005G	8,500	Slide	-	●	●	-	●	●	●	-
GA006G	GA007G	GA008G	8,500	Slide	-	●	●	-	●	-	●	-
GA011G	GA012G	GA013G	8,500	Paddle	-	●	●	-	●	●	●	-
GA014G	GA015G	GA016G	8,500	Paddle	-	●	●	-	●	-	●	-
GA021G	GA022G	GA023G	3,000 - 8,500	Slide	●	●	●	-	●	●	●	-
GA024G	GA025G	GA026G	3,000 - 8,500	Slide	●	●	●	-	●	-	●	-
GA027G	GA028G	GA029G	3,000 - 8,500	Paddle	●	●	●	-	●	●	●	-
GA030G	GA031G	GA032G	3,000 - 8,500	Paddle	●	●	●	-	●	-	●	-
GA039G	GA040G	GA041G	3,000 - 8,500	Slide	●	●	●	-	●	●	●	●
GA042G	GA043G	GA044G	3,000 - 8,500	Paddle	●	●	●	-	●	●	●	●
GA045G	GA046G	GA047G	8,500	Paddle	-	●	●	-	●	●	●	●
GA048G	GA049G	GA050G	11,000	Paddle	-	●	●	-	●	●	●	-
150mm	180mm	230mm										
GA035G	-	-	8,500	Slide	-	●	●	-	●	●	●	-
GA036G	-	-	8,500	Paddle	-	●	●	-	●	●	●	-
-	GA037G	-	7,800	Large Trigger	●	●	●	-	●	●	●	-
-	-	GA038G	6,600	Large Trigger	●	●	●	-	●	●	●	-
GA051G	-	-	9,000	Paddle	-	●	●	-	●	●	●	-
<b>18V x2 Cordless Angle Grinder</b>												
180mm	230mm											
DGA700	-	-	7,800	Large Trigger	-	●	●	●	●	●	●	-
DGA701	-	-	7,800	Large Trigger	●	●	●	●	●	●	●	-
-	DGA900	-	6,000	Large Trigger	-	●	●	●	●	●	●	-
-	DGA901	-	6,000	Large Trigger	●	●	●	●	●	●	●	-
<b>18V Cordless Angle Grinder</b>												
100mm	115mm	125mm										
DGA414	DGA464	DGA514	3,000 - 8,500	Slide	●	●	●	●	●	●	●	-
DGA413	DGA463	DGA513	3,000 - 8,500	Slide	-	●	●	●	●	●	●	-
DGA412	DGA462	DGA512	3,000 - 8,500	Slide	●	●	●	●	●	-	●	-
DGA411	DGA461	DGA511	3,000 - 8,500	Slide	-	●	●	●	●	-	●	-
DGA406	DGA456	DGA506	8,500	Slide	-	●	●	●	●	●	●	-
DGA404	DGA454	DGA504	8,500	Slide	-	●	●	●	●	-	●	-
-	-	DGA521	8,500	Slide	-	●	●	●	●	-	●	●
DGA402	DGA452	-	11,000	Slide	-	-	-	-	-	-	●	-
DGA418	DGA468	DGA518	3,000 - 8,500	Paddle	●	●	●	●	●	●	●	-
DGA417	DGA467	DGA517	3,000 - 8,500	Paddle	-	●	●	●	●	●	●	-
DGA419	DGA469	DGA519	3,000 - 8,500	Paddle	-	●	●	●	●	●	●	●
DGA408	DGA458	DGA508	8,500	Paddle	-	●	●	●	●	●	●	-
DGA405	DGA455	DGA505	8,500	Paddle	-	●	●	●	●	-	●	-
-	-	DGA520	8,500	Paddle	-	●	●	●	●	●	●	●

# Comparison List

Model No.				Continuous rating Input (W)	Switch	SJS / SJS2	Anti-restart function	Variable Speed	Constant Speed	AFT	Brake	Soft Start	X-Lock
<b>Angle Grinder</b>													
100mm	115mm	125mm	150mm										
-	GA4590	GA5090	-	1,900	Slide	SJS2	●	●	●	●	-	●	-
-	GA4591	GA5091	-	1,900	Slide	SJS2	●	●	●	●	●	●	-
-	GA4592	GA5092	-	1,900	Slide	SJS2	●	-	●	●	-	●	-
-	GA4593	GA5093	-	1,900	Paddle	SJS2	●	●	●	●	●	●	-
-	GA4594	GA5094	-	1,900	Paddle	SJS2	●	-	●	●	●	●	-
-	GA4595	GA5095	-	1,900	Paddle	SJS2	●	-	●	●	-	●	-
-	-	GA5021C	GA6021C	1,450	Large trigger	SJS	●	-	●	-	-	●	-
-	-	GA5020C	GA6020C	1,450	Finger trigger	SJS	●	-	●	-	-	●	-
GA4041C	GA4541C	GA5041C	-	1,400	Slide	SJS2	●	●	●	-	●	●	-
GA4040C	GA4540C	GA5040C	GA6040C	1,400	Slide	SJS2	●	●	●	-	-	●	-
-	GA4542C	GA5042C	GA6042C	1,400	Slide	SJS2	-	●	●	-	-	●	-
-	-	9565CVR	-	1,400	Slide	SJS	●	●	●	-	-	●	-
-	9564CV	9565CV	9566CV	1,400	Slide	SJS	-	●	●	-	-	●	-
-	-	9565CR	-	1,400	Slide	SJS	●	-	●	-	-	●	-
-	-	9565C	-	1,400	Slide	SJS	-	-	●	-	-	●	-
-	9564PCV	9565PCV	9566PCV	1,400	Paddle	SJS	-	●	●	-	-	●	-
-	9564PC	9565PC	9566PC	1,400	Paddle	SJS	-	-	●	-	-	●	-
GA4050	GA4550 / GA4552	GA5050 / GA5052	-	1,300	Paddle	-	-	-	-	-	-	-	-
GA4050R	GA4550R / GA4552R	GA5050R / GA5052R	-	1,300	Paddle	-	●	-	-	-	-	●	-
GA4051R	GA4551R / GA4553R	GA5051R / GA5053R	-	1,300	Paddle	-	●	-	-	-	-	●	-
-	GA4541R	GA5041R	-	1,100	Slide	SJS2	●	-	-	-	●	●	-
-	GA4540R	GA5040R	GA6040R	1,100	Slide	SJS2	●	-	-	-	-	●	-
GA4040	GA4540	GA5040	GA6040	1,100	Slide	SJS2	-	-	-	-	-	-	-
-	-	9565HR	-	1,100	Slide	SJS	●	-	-	-	-	●	-
-	9564P	-	-	1,100	Paddle	SJS	-	-	-	-	-	-	-
-	-	GA5021	GA6021	1,050	Large trigger	SJS	-	-	-	-	-	-	-
-	-	GA5011	-	1,050	Large trigger	-	-	-	-	-	-	-	-
-	-	GA5010 / GA5020	GA6010 / GA6020	1,050	Finger trigger	- / SJS	-	-	-	-	-	-	-
-	-	GA5080 / GA5080R	-	1,400	Slide	SJS	●	-	●	-	-	●	●
GA4570	-	-	-	840	Slide	-	-	-	-	-	-	-	●
9556HN	9557HN	9558HN	-	840	Slide	-	-	-	-	-	-	-	-
-	9557NBR / 9557HNR	9558NBR / 9558HNR	-	840	Slide	-	●	-	-	-	-	●	-
9556HP	9557HP	9558HP	-	840	Paddle	-	-	-	-	-	-	-	-
9556HB	-	-	-	840	Toggle	-	-	-	-	-	-	-	-
GA4031 / GA4032	-	-	-	720	Toggle	-	-	-	-	-	-	-	-
GA4030R	GA4530R	GA5030R	-	720	Slide	-	●	-	-	-	-	●	-
GA4030	GA4530	GA5030	-	720	Slide	-	-	-	-	-	-	-	-
GA4034	GA4534	GA5034	-	720	Paddle	-	-	-	-	-	-	-	-
9553HN	9554HN	9555HN	-	710	Slide	-	-	-	-	-	-	-	-
9553HB	-	-	-	710	Toggle	-	-	-	-	-	-	-	-
9500NB / N9500N	-	-	-	570	Toggle	-	-	-	-	-	-	-	-

Grinding/  
Sanding/  
Polishing



## Comparison List

Model No.		Continuous rating Input (W)	Switch	SJS / SJS2	Anti-restart function	Constant Speed	AFT	Brake	Torque Limiter	Soft Start	X-Lock
180mm	230mm										
GA7070	GA9070	2,800W	Large trigger	-	●	●	●	●	●	●	-
GA7071	GA9071	2,800W	Large trigger	-	●	●	●	●	●	●	-
GA7080 / GA7081	GA9080 / GA9081	2,700W	Large trigger	-	●	-	-	-	●	●	-
GA7082	GA9082	2,700W	Large trigger	-	-	-	-	-	●	-	-
GA7040R	GA9040R	2,600W	Large trigger	-	●	-	-	-	●	●	-
GA7040S	GA9040S	2,600W	Large trigger	-	-	-	-	-	●	●	-
-	GA9040	2,600W	Large trigger	-	-	-	-	-	●	-	-
GA7030R	GA9030R	2,400W	Large trigger	-	●	-	-	-	●	●	-
GA7030S / GA7030	GA9030S / GA9030	2,400W	Large trigger	-	-	-	-	-	●	●/-	-
GA7031	GA9031	2,400W	AC/DC trigger	-	-	-	-	-	●	-	-
GA7061R	GA9061R	2,200W	Large trigger	SJS2	●	-	-	-	-	●	-
GA7061	GA9061	2,200W	Large trigger	SJS2	-	-	-	-	-	-	-
GA7060R	GA9060R / GA9062R	2,200W	Large trigger	-	●	-	-	-	-	●	-
GA7060 / GA7064	GA9060	2,200W	Large trigger	-	-	-	-	-	-	-	-
GA7090	GA9090	2,200W	Large trigger	-	-	-	-	-	-	-	-
GA7020R	GA9020R	2,200W	Large trigger	-	●	-	-	-	-	●	-
GA7020	GA9020	2,200W	Large trigger	-	-	-	-	-	-	-	-
GA7020S	GA9020S	2,200W	Large trigger	-	-	-	-	-	-	●	-
GA7050 / GA7050R	GA9050 / GA9050R	2,000W	Large trigger	-	- / ●	-	-	-	-	- / ●	-
GA7012C	GA9012C	1,800W	Large trigger	-	●	●	-	-	-	●	-
GA7010C	GA9010C	1,800W	Large trigger	-	-	●	-	-	-	●	-



# Grinding/Sanding/Polishing

Grinding/  
Sanding/  
Polishing

## SA7000C Angle Sander

180 mm (7") 1,600 W Variable Speed Angle Sander



Continuous rating Input	1,600W
Abrasive disc size	180 mm (7")
No load speed (RPM)	1,500 - 4,000
Dimensions (L x W x H)	453 x 170 x 136 mm (17-7/8 x 6-11/16 x 5-3/8")
Net weight	3.5 - 3.6 kg (7.7 - 7.9 lbs.)



Rubber pad, Lock nut, Lock nut wrench, Side grip, Head cover

## SA7000 Angle Sander

180 mm (7") 1,400 W Angle Sander



Continuous rating Input	1,400W
Abrasive disc size	180 mm (7")
No load speed (RPM)	5,000
Dimensions (L x W x H)	453 x 170 x 136 mm (17-7/8 x 6-11/16 x 5-3/8")
Net weight	3.5 - 3.6 kg (7.7 - 7.9 lbs.)



Rubber pad, Lock nut, Lock nut wrench, Side grip, Head cover

## SA5040C Angle Sander

125 mm (5") 1,400 W SJS II Variable Speed Angle Sander, Anti-Restart Function



Continuous rating Input	1,400W
Wheel diameter	125 mm (5")
No load speed (RPM)	2,000 - 7,800
Dimensions (L x W x H)	315 x 115 x 121 mm (12-3/8 x 4-1/2 x 4-3/4")
Net weight	2.5 - 3.7 kg (5.5 - 8.2 lbs.)



Pad, Lock nut wrench, Side grip, Head cover

## PK5011C Angle Sander

125 mm (5") 1,600 W Angle Sander



Continuous rating Input	1,600W
Wheel diameter	125 mm (5")
No load speed (RPM)	2,000 - 5,500
Dimensions (L x W x H)	468 x 159 x 155 mm (18-1/2 x 6-1/4 x 6-1/8")
Net weight	4.3 - 4.4 kg (9.5 - 9.7 lbs.)



Dust cover, Rubber pad, Abrasive disc, Side grip, Head cover, Lock nut wrench

## GV7000C Disc Sander

180 mm (7") 900 W Variable Speed Disc Sander



Continuous rating Input	900W
Abrasive disc size	180 mm (7")
Capacity	Pad: 180 mm (7")
No load speed (RPM)	2,500 - 4,700
Overall length	210 mm (8-1/4")
Net weight	2.1 kg (4.6 lbs.)



Abrasive disc, Rubber pad, Lock nut wrench, Wrench, Side grip

## GV7000 Disc Sander

180 mm (7") 550 W Disc Sander



Continuous rating Input	550W
Abrasive disc size	180 mm (7")
Capacity	Pad: 180 mm (7")
No load speed (RPM)	4,700
Overall length	210 mm (8-1/4")
Net weight	2.1 kg (4.7 lbs.)



Abrasive disc, Rubber pad, Lock nut wrench, Wrench, Side grip

## 9218SB Disc Sander

180 mm (7") 570 W Disc Sander



Continuous rating Input	570W
Abrasive disc size	180 mm (7")
Cup brush diameter	110 mm
capacity	
Disc paper diameter	180 mm (7")
No load speed (RPM)	4,500
Overall length	225 mm (8-7/8")
Net weight	2.3 kg (5.1 lbs.)



Abrasive disc, Rubber pad, Lock nut wrench, Wrench, Side grip

## GV6010 Disc Sander

150 mm (6") 440 W Disc Sander



Continuous rating Input	440W
Abrasive disc size	150 mm (6")
Capacity	Pad: 120 mm (4-3/4")
No load speed (RPM)	4,500
Dimensions (L x W x H)	200 x 74 x 181 mm (7-7/8 x 2-15/16 x 7-1/8")
Net weight	1.2 kg (2.6 lbs.)



Abrasive disc, Plastic pad, Side grip, Hex socket head bolt, Washer, Hex wrench

# Grinding/Sanding/Polishing

## GV5010

Disc Sander

125 mm (5") 440 W Disc Sander



Continuous rating Input	440W
Abrasive disc size	125 mm (5")
Disc paper diameter	125 mm (5")
Capacity	Pad: 120 mm (4-3/4")
No load speed (RPM)	4,500
Dimensions (L x W x H)	200 x 74 x 181 mm (7-7/8 x 2-15/16 x 7-1/8")
Net weight	1.2 kg (2.6 lbs.)



Abrasive disc, Plastic pad, Side grip, Hex socket head bolt, Washer, Hex wrench

## PV001G

Cordless Polisher

40V max

40Vmax XGT BL Brushless Cordless 180mm (7") Polisher



Brush pad capacity	180 mm (7")
Pad diameter	165 mm (6-1/2")
No load speed (RPM)	by Trigger: 0 - 2,200 / by Dial: 600 - 2,200
Work amount on a full battery charge	Tested with load of 3.5 - 4.0kg, at 2,200 min <sup>-1</sup> w/ BL4025: 9 min Tested with load of 3.5 - 4.0kg, at 600 min <sup>-1</sup> w/ BL4025: 42 min
Dimensions (L x W x H)	w/ BL4020 / BL4025: 516 x 196 x 195 mm (20-1/4 x 7-3/4 x 7-5/8") w/ BL4040: 531 x 196 x 195 mm (20-7/8 x 7-3/4 x 7-5/8") w/ BL4050F: 550 x 196 x 195 mm (21-5/8 x 7-3/4 x 7-5/8") w/ BL4080F: 550 x 196 x 195 mm (21-5/8 x 7-3/4 x 7-5/8")
Net weight	3.0 - 4.4 kg (6.6 - 9.7 lbs.)

**XGT BL XPT**



Loop handle, Side grip (country-specific), Hex wrench, Wool pad (country-specific), Pad (country-specific), Wool bonnet (country-specific), Rubber pad (country-specific), Lock nut (country-specific), Lock nut wrench (country-specific), Dust cover (country-specific), Battery, Charger

## 9237CB

Polisher

180 mm (7") 1,200 W Variable Speed Polisher



Continuous rating Input	1,200W
Capacity	Wool bonnet: 180 mm (7") Wool pad: 180 mm (7")
No load speed (RPM)	0 - 3,200
Dimensions (L x W x H)	431 x 198 x 187 mm (17 x 7-3/4 x 7-3/8")
Net weight	3.2 - 3.4 kg (7 - 7.5 lbs.)



Loop handle / Side handle, Hex wrench, Accessory set

## 9237C

Polisher

180 mm (7") 1,200 W Variable Speed Polisher



Continuous rating Input	1,200W
Capacity	Wool bonnet: 180 mm (7") Wool pad: 180 mm (7")
No load speed (RPM)	0 - 3,200
Dimensions (L x W x H)	431 x 198 x 187 mm (17 x 7-3/4 x 7-3/8")
Net weight	3.2 - 3.4 kg (7 - 7.5 lbs.)



Loop handle / Side handle, Hex wrench, Accessory set

## PV7000C

Polisher

180 mm (7") 900 W Variable 2-Speed Vertical Polisher



Continuous rating Input	900W
Capacity	Pad: 180 mm (7") Wool bonnet: 180 mm (7")
No load speed (RPM)	600 - 2,100
Overall length	210 mm (8-1/4")
Net weight	2.1 kg (4.6 lbs.)



Side handle, Pad, Wrench

## PV7001C

Polisher

180 mm (7") 900 W Variable 2-Speed Vertical Polisher



Continuous rating Input	900W
Capacity	Pad: 180 mm (7") Wool bonnet: 180 mm (7")
No load speed (RPM)	600 - 2,000
Overall length	210 mm (8-1/4")
Net weight	2.1 - 2.2 kg (4.6 - 4.9 lbs.)



Side handle, Pad, Wrench

## 9218PB

Polisher

180 mm (7") 570 W Vertical Polisher



Continuous rating Input	570W
Capacity	Wool bonnet: 180 mm (7")
No load speed (RPM)	2,000
Overall length	235 mm (9-1/4")
Net weight	2.7 kg (5.9 lbs.)



Wool bonnet, Rubber pad, Lock nut, Lock nut wrench, Wrench, Side handle



# Grinding/Sanding/Polishing

## DPV300

Cordless Sander Polisher

18V

### 18V LXT BL Cordless Sander Polisher



Pad / disc diameter	Twist-on / Twist-off style: 50 mm (2") Hook & Loop Style: 80 mm (3-1/8")
Backing pad diameter	Twist-on / Twist-off style: 46 mm (1-13/16") Hook & Loop style: 75 mm (2-15/16")
Brush pad capacity	80 mm (3-1/8")
Disc paper diameter	50 mm (2")
No load speed (RPM)	Polishing: 0 - 2,800 / Sanding: 0 - 9,500
Continuous use (min.)	w/ BL1850B: 34
Head length	127 mm (5")
Dimensions (L x W x H)	w/ BL1815N / BL1820B: 159 x 79 x 240 mm (6-1/4 x 3-1/8 x 9-1/2") w/ BL1830B / BL1840B / BL1850B / BL1860B: 160 x 79 x 256 mm (6-5/16 x 3-1/8 x 10-1/8")
Net weight	1.3 - 1.6 kg (2.9 - 3.5 lbs.)



Side grip, Pad, Adapter, Wool pad, Sponge pad, Battery, Charger

## PV301D

Cordless Sander Polisher

12V max

### 12Vmax CXT BL Cordless Sander Polisher



Pad / disc diameter	Twist-on / Twist-off style: 50 mm (2") Hook & Loop Style: 80 mm (3-1/8")
Backing pad diameter	Twist-on / Twist-off style: 46 mm (1-13/16") Hook & Loop style: 75 mm (2-15/16")
Brush pad capacity	80 mm (3-1/8")
Disc paper diameter	50 mm (2")
No load speed (RPM)	Polishing: 0 - 2,800 / Sanding: 0 - 9,500
Continuous use (min.)	w/ BL1041B: 18
Head length	127 mm (5")
Dimensions (L x W x H)	w/ BL1016/BL1021B: 137 x 67 x 231 mm (5-3/8 x 2-5/8 x 9-1/8") w/ BL1041B: 139 x 67 x 249 mm (5-1/2 x 2-5/8 x 9-3/4")
Net weight	1.1 - 1.2 kg (2.4 - 2.6 lbs.)



Side grip, Pad, Adapter, Wool pad, Sponge pad, Battery, Charger

## PW500C

Stone Polisher

### 125 mm (5") 900 W Stone Polisher



Continuous rating Input	900W
Wheel diameter	100 - 125 mm (4 - 5")
Capacity	Pad: 100 - 125 mm (4 - 5")
No load speed (RPM)	2,000 - 4,000
Overall length	313 mm (12-3/8")
Thread	M14x2.0
Net weight	2.3 - 2.6 kg (5.1 - 5.7 lbs.)



Rubber pad, Side grip, Wrench, Head cover

## PW501C

Stone Polisher

### 125 mm (5") 900 W Stone Polisher



Continuous rating Input	900W
Wheel diameter	100 - 125 mm (4 - 5")
Capacity	Pad: 100 - 125 mm (4 - 5")
No load speed (RPM)	2,000 - 4,000
Overall length	359 mm (14-1/8")
Thread	M14x2.0
Net weight	2.3 - 2.6 kg (5.1 - 5.7 lbs.)



Rubber pad, Side grip, Wrench, Head cover

## DGD800

Cordless Die Grinder

18V

### 18V LXT Li-Ion Cordless 8 mm (1/4") Die Grinder



Collet size	3 / 6 / 8 mm (1/8 / 1/4")
Wheel diameter	36 mm (1-7/16")
No load speed (RPM)	26,000
Mandrel (shank) length	46 mm
Dimensions (L x W x H)	402 x 82 x 118 mm (15-3/4 x 3-1/4 x 4-5/8")
Net weight	1.7 - 2.2 kg (3.8 - 4.9 lbs.)



Charger, Battery, Collet cone, Wrench x2

## DGD801

Cordless Die Grinder

18V

### 18V LXT Li-Ion Cordless 8 mm (1/4") Die Grinder



Collet size	3 / 6 / 8 mm (1/8 / 1/4")
Wheel diameter	36 mm (1-7/16")
No load speed (RPM)	26,000
Mandrel (shank) length	46 mm
Dimensions (L x W x H)	307 x 82 x 118 mm (12-1/8 x 3-1/4 x 4-5/8")
Net weight	1.5 - 2 kg (3.3 - 4.3 lbs.)



Charger, Battery, Collet cone, Wrench x2

## GD0810C

Die Grinder

### 8 mm (1/4") 750 W SJS Variable Speed Die Grinder, Slide Switch



Continuous rating Input	750W
Collet size	3 / 6 / 8 mm (1/8 / 1/4")
Wheel diameter	50 mm (2")
No load speed (RPM)	7,000
Overall length	371 mm (14-5/8")
Net weight	1.9 kg (4.2 lbs.)



Wrench x2

## GD0811C

Die Grinder

### 8 mm (1/4") 750 W SJS High Torque Variable Speed Die Grinder, Paddle Switch



Continuous rating Input	750W
Collet size	3 / 6 / 8 mm (1/8 / 1/4")
Wheel diameter	50 mm (2")
No load speed (RPM)	7,000
Dimensions (L x W x H)	390 x 75 x 88 mm (15-3/8 x 2-15/16 x 3-1/2")
Net weight	1.99 - 2 kg (4.39 - 4.41 lbs.)



Side handle, Wrenches

# Grinding/Sanding/Polishing

## GD0800C

Die Grinder

8 mm (1/4") 750 W SJS Variable Speed Die Grinder, Slide Switch



Continuous rating Input	750W
Collet size	3 / 6 / 8 mm (1/8 / 1/4")
Wheel diameter	25 mm (1")
No load speed (RPM)	28,000
Dimensions (L x W x H)	371 x 75 x 75 mm (14-5/8 x 2-15/16 x 2-15/16")
Net weight	1.88 kg (4.14 lbs.)



Wrench x2

## GD0801C

Die Grinder

8 mm (1/4") 750 W SJS Variable Speed Die Grinder, Paddle Switch



Continuous rating Input	750W
Collet size	8 mm (1/4")
Wheel diameter	25 mm
No load speed (RPM)	29,000
Dimensions (L x W x H)	390 x 75 x 88 mm (15-3/8 x 2-15/16 x 3-1/2")
Net weight	1.96 - 1.97 kg (4.32 - 4.34 lbs.)



Side handle, Wrenches

## GD0800

Die Grinder

8 mm (1/4") 500 W SJS Die Grinder



Continuous rating Input	500W
Collet size	3 / 6 / 8 mm (1/8 / 1/4")
Wheel diameter	25 mm (1")
No load speed (RPM)	28,000
Dimensions (L x W x H)	371 x 75 x 75 mm (14-5/8 x 2-15/16 x 2-15/16")
Net weight	1.78 kg (3.92 lbs.)



Wrench x2

## GD0601

Die Grinder

6 mm (1/4") 400 W Die Grinder



Continuous rating Input	400W
Collet size	3 / 6 mm (1/8 / 1/4")
Wheel diameter	38 mm (1-1/2")
No load speed (RPM)	25,000
Dimensions (L x W x H)	359 x 82 x 82 mm (14-1/8 x 3-1/4 x 3-1/4")
Net weight	1.68 - 1.84 kg (3.7 - 4.06 lbs.)



Wrench x2

## GD0602

Die Grinder

6 mm (1/4") 400 W Die Grinder



Continuous rating Input	400W
Collet size	3 / 6 / 8 mm (1/8 / 1/4")
Wheel diameter	38 mm (1-1/2")
No load speed (RPM)	25,000
Dimensions (L x W x H)	264 x 82 x 82 mm (10-3/8 x 3-1/4 x 3-1/4")
Net weight	1.41 - 1.57 kg (3.11 - 3.46 lbs.)



Wrench x2

## GD0600

Die Grinder

6 mm (1/4") 400 W Die Grinder



Continuous rating Input	400W
Collet size	3 / 6 mm (1/8 / 1/4")
Wheel diameter	38 mm (1-1/2")
No load speed (RPM)	25,000
Dimensions (L x W x H)	358 x 82 x 82 mm (14-1/8 x 3-1/4 x 3-1/4")
Net weight	1.71 - 1.87 kg (3.77 - 4.12 lbs.)



Wrench x2

## GD0603

Die Grinder

6 mm (1/4") 240 W Die Grinder



Continuous rating Input	240W
Collet size	6 mm (1/4")
Wheel diameter	23 mm
No load speed (RPM)	28,000
Diameter of grip portion	65 mm
Circumference of grip portion	203 mm
Dimensions (L x W x H)	289 x 64 x 67 mm (11-3/8 x 2-1/2 x 2-5/8")
Net weight	0.98 kg (2.16 lbs.)



Spanner, Wheel points

## GS6000

Straight Grinder

150 mm (6") 750 W Straight Grinder



Continuous rating Input	750W
Wheel diameter	150 mm (6")
Hole diameter	12.7, 20 mm (13/16")
No load speed (RPM)	5,600
Dimensions (L x W x H)	590 x 216 x 130 mm (23-1/4 x 8-1/2 x 5-1/8")
Net weight	5.2 - 5.4 kg (11.4 - 12 lbs.)



Grinding wheel (country-specific), Hex wrench, Wrenches (country-specific)



# Grinding/Sanding/Polishing

## GS5000

Straight Grinder

### 125 mm (5") 750 W Straight Grinder



Continuous rating Input	750W
Wheel diameter	125 mm (5")
Hole diameter	12.7, 20 mm (1/2"/3/8")
No load speed (RPM)	5,600
Dimensions (L x W x H)	590 x 189 x 116 mm (23-1/4 x 7-7/16 x 4-9/16")
Net weight	5 - 5.2 kg (11 - 11.5 lbs.)



Grinding wheel (country-specific), Hex wrench, Wrenches (country-specific)

## GB801

Bench Grinder

### 205 mm (8") 550 W Bench Grinder



Continuous rating Input	550W
Wheel diameter	205 mm (8")
Wheel width	19 mm (3/4")
Hole diameter	15.88 mm (5/8")
H.P.	3/4
No load speed (RPM)	2,850 (50 Hz) / 3,450 (60 Hz)
Dimensions (L x W x H)	395 x 265 x 333 mm (15-9/16 x 10-7/16 x 13-7/64")
Net weight	19.91 - 19.63 kg (43.89 - 43.28 lbs.)



Safety eye shield, Protection glasses, Wrench x2

## GB602W

Bench Grinder

### 150 mm (6") 250 W Bench Grinder



Continuous rating Input	250W
Wheel diameter	150 mm (6")
Wheel width	6.4 mm (1/4") / 16 mm (5/8")
Hole diameter	12.7 mm (1/2")
H.P.	1/3
No load speed (RPM)	2,850 (50 Hz) / 3,450 (60 Hz)
Dimensions (L x W x H)	375 x 348 x 286 mm (14-49/64 x 13-45/64 x 11-17/64")
Net weight	9.27 - 8.93 kg (19.69 - 20.44 lbs.)



Safety eye shield, Protection glasses, Wrench x2

## GB602

Bench Grinder

### 150 mm (6") 250 W Bench Grinder



Continuous rating Input	250W
Wheel diameter	150 mm (6")
Wheel width	16 mm (5/8")
Hole diameter	12.7 mm (1/2")
H.P.	1/3
No load speed (RPM)	2,850 (50 Hz) / 3,450 (60 Hz)
Dimensions (L x W x H)	375 x 205 x 286 mm (14-49/64 x 8 x 11-17/64")
Net weight	9.31 - 9.08 kg (20.02 - 20.52 lbs.)



Safety eye shield, Protection glasses, Wrench x2

## DPO600

Cordless Random Orbit Polisher

18V

### 18V LXT BL Brushless Cordless 150 mm (6") Random Orbit Polisher



Pad size	150 mm (6")
Orbits per minute (OPM)	Normal mode: 0 - 6,800 Finishing mode: 0 - 5,200
Strokes per minute (SPM)	Normal mode: 0 - 13,600 Finishing mode: 0 - 10,400
No load speed (RPM)	Normal mode: 0 - 780 Finishing mode: 0 - 600
Orbit diameter	5.5 mm (7/32")
Dimensions (L x W x H)	530 x 148 x 126 mm (20-7/8 x 5-7/8 x 5")
Net weight	3.1 - 3.6 kg (6.9 - 7.9 lbs.)



Side grip (country-specific), Pad (country-specific), Hex wrench

## DPO500

Cordless Random Orbit Polisher

18V

### 18V LXT BL Brushless Cordless 125 mm (5") Random Orbit Polisher



Pad size	125 mm (5")
Orbits per minute (OPM)	Normal mode: 0 - 6,800 Finishing mode: 0 - 5,200
Strokes per minute (SPM)	Normal mode: 0 - 13,600 Finishing mode: 0 - 10,400
No load speed (RPM)	Normal mode: 0 - 780 Finishing mode: 0 - 600
Orbit diameter	5.5 mm (7/32")
Dimensions (L x W x H)	530 x 123 x 134 mm (20-7/8 x 4-7/8 x 5-1/4")
Net weight	3.1 - 3.6 kg (6.9 - 7.9 lbs.)



Side grip (country-specific), Pad (country-specific), Hex wrench

## PO6000C

Random Orbit Polisher

### 150 mm (6") 900 W Random Orbit Polisher



Continuous rating Input	900W
Pad size	150 mm (6")
Orbits per minute (OPM)	0 - 6,800
Strokes per minute (SPM)	0 - 13,600
No load speed (RPM)	0 - 780
Orbit diameter	5.5 mm (7/32")
Dimensions (L x W x H)	451 x 148 x 126 mm (17-3/4 x 5-7/8 x 5")
Net weight	2.8 - 3 kg (6.2 - 6.5 lbs.)



Side grip (country-specific), Pad (country-specific), Hex wrench

## PO5000C

Random Orbit Polisher

### 125 mm (5") 900 W Random Orbit Polisher



Continuous rating Input	900W
Pad size	125 mm (5")
Orbits per minute (OPM)	0 - 6,800
Strokes per minute (SPM)	0 - 13,600
No load speed (RPM)	0 - 780
Orbit diameter	5.5 mm (7/32")
Dimensions (L x W x H)	451 x 123 x 134 mm (17-3/4 x 4-7/8 x 5-1/4")
Net weight	2.8 - 3 kg (6.2 - 6.5 lbs.)



Side grip (country-specific), Pad (country-specific), Hex wrench

# Grinding/Sanding/Polishing

## BO6050

### Random Orbit Sander

150 mm (6") 750 W Variable Speed Random Orbit Sander with Soft Start



Continuous rating Input	750W
Pad diameter	150 mm (6")
Abrasive disc size	150 mm (6")
Orbits per minute (OPM)	1,600 - 6,800
Sanding strokes per minute (SPM)	3,200 - 13,600
Pad speed in Roto-orbit mode (rpm)	140 - 600
Orbit diameter	5.5 mm (7/32")
Dimensions (L x W x H)	330 x 155 x 145 mm (13 x 6-1/8 x 5-3/4")
Net weight	2.6 kg (5.7 lbs.)



Abrasive disc, Dust nozzle, Side grip, Protector

## BO6030

### Random Orbit Sander

150 mm (6") 310 W Variable Speed Random Orbit Sander with Built-In Dust Extraction System



Continuous rating Input	310W
Pad diameter	150 mm (6")
Abrasive disc size	150 mm (6")
Orbits per minute (OPM)	4,000 - 10,000
Orbit diameter	3.0 mm (1/8")
Overall length	309 mm (12-1/8")
Net weight	2.4 kg (5.2 lbs.)



Abrasive disc, Hex wrench, Dust bag

## BO5041

### Random Orbit Sander

125 mm (5") 300 W Variable Speed Random Orbit Sander with Built-In Dust Extraction System



Continuous rating Input	300W
Pad diameter	123 mm (4-7/8")
Abrasive disc size	125 mm (5")
Orbits per minute (OPM)	4,000 - 12,000
Dimensions (L x W x H)	218 x 123 x 153 mm (8-5/8 x 4-7/8 x 6")
Net weight	1.4 kg (3.1 lbs.)



Abrasive disc, Dust bag / Dust box

## BO5031

### Random Orbit Sander

125 mm (5") 300 W Variable Speed Random Orbit Sander with Built-In Dust Extraction System



Continuous rating Input	300W
Pad diameter	123 mm (4-7/8")
Abrasive disc size	125 mm (5")
Orbits per minute (OPM)	4,000 - 12,000
Dimensions (L x W x H)	153 x 123 x 153 mm (6 x 4-7/8 x 6")
Net weight	1.3 kg (3 lbs.)



Abrasive disc, Dust bag / Dust box

## BO5040

### Random Orbit Sander

125 mm (5") 300 W Random Orbit Sander with Built-In Dust Extraction System



Continuous rating Input	300W
Pad diameter	123 mm (4-7/8")
Abrasive disc size	125 mm (5")
Orbits per minute (OPM)	12,000
Dimensions (L x W x H)	218 x 123 x 153 mm (8-5/8 x 4-7/8 x 6")
Net weight	1.4 kg (3.1 lbs.)



Abrasive disc, Dust bag / Dust box

## BO5030

### Random Orbit Sander

125 mm (5") 300 W Random Orbit Sander with Built-In Dust Extraction System



Continuous rating Input	300W
Pad diameter	123 mm (4-7/8")
Abrasive disc size	125 mm (5")
Orbits per minute (OPM)	12,000
Dimensions (L x W x H)	153 x 123 x 153 mm (6 x 4-7/8 x 6")
Net weight	1.3 kg (2.9 lbs.)



Abrasive disc, Dust bag / Dust box

## 9046

### Orbital Sander

1/2 Sheet 600 W Finishing Sander



Continuous rating Input	600W
Pad size	115 x 229 mm (4-1/2 x 9")
Abrasive paper size	115 x 280 mm (4-1/2 x 11")
Orbits per minute (OPM)	6,000
Overall length	283 mm (11-1/8")
Orbit diameter	5 mm (3/16")
Net weight	3.1 kg (6.8 lbs.)



Abrasive paper x6, Paper dust bag / Dust bag



# Grinding/Sanding/Polishing

## BO001CG Battery Powered Random Orbit Sander 40V max

40Vmax XGT BL AWS 125 mm (5") Battery Powered Variable Speed Random Orbit Sander with Built-In Dust Extraction System

new

Orbits per minute	6,000-10,000 min <sup>-1</sup>
Orbit diameter	5.0 mm (3/16")
Abrasive disc size	125 mm (5")
Dimensions (L x W x H)	234 x 123 x 96 mm (9-1/4 x 4-7/8 x 3-3/4")
Net weight (Tool only)	0.92 kg (2.0 lbs.)



Dust bag, Abrasive disc, Pad saver disc, Battery adapter set, Arm band complete, Front cuff, Battery, Charger

## BO002CG Battery Powered Random Orbit Sander 40V max

40Vmax XGT BL AWS 150 mm (6") Battery Powered Variable Speed Random Orbit Sander with Built-In Dust Extraction System

new

Orbits per minute	6,000-10,000 min <sup>-1</sup>
Orbit diameter	5.0 mm (3/16")
Abrasive disc size	150 mm (6")
Dimensions (L x W x H)	247 x 148 x 96 mm (9-3/4 x 5-7/8 x 3-3/4")
Net weight (Tool only)	0.98 kg (2.2 lbs.)



Dust bag, Abrasive disc, Pad saver disc, Battery adapter set, Arm band complete, Front cuff, Battery, Charger

## BO003CG Battery Powered Random Orbit Sander 40V max

40Vmax XGT BL AWS 125 mm (5") Battery Powered Variable Speed Random Orbit Sander with Built-In Dust Extraction System

new

Orbits per minute	6,000-10,000 min <sup>-1</sup>
Orbit diameter	3.0 mm (1/8")
Abrasive disc size	125 mm (5")
Dimensions (L x W x H)	233 x 123 x 96 mm (9-1/4 x 4-7/8 x 3-3/4")
Net weight (Tool only)	0.91 kg (2.0 lbs.)



Dust bag, Abrasive disc, Pad saver disc, Battery adapter set, Arm band complete, Front cuff, Battery, Charger

## BO004CG Battery Powered Random Orbit Sander 40V max

40Vmax XGT BL AWS 150 mm (6") Battery Powered Variable Speed Random Orbit Sander with Built-In Dust Extraction System

new

Orbits per minute	6,000-10,000 min <sup>-1</sup>
Orbit diameter	3.0 mm (1/8")
Abrasive disc size	150 mm (6")
Dimensions (L x W x H)	246 x 148 x 96 mm (9-11/16 x 5-7/8 x 3-3/4")
Net weight (Tool only)	0.96 kg (2.1 lbs.)



Dust bag, Abrasive disc, Pad saver disc, Battery adapter set, Arm band complete, Front cuff, Battery, Charger

## BO005CG Battery Powered Orbital Sander 40V max

40Vmax XGT BL AWS 80 x 130 mm (3-1/8" x 5-1/8") Battery Powered Variable Speed Orbital Sander with Built-In Dust Extraction System

new

Orbits per minute	6,000-10,000 min <sup>-1</sup>
Orbit diameter	3.0 mm (1/8")
Abrasive paper size	Square: 80 x 130 mm (3-1/8 x 5-1/8") Triangular: 100 x 150 mm (3-15/16 x 5-7/8")
Dimensions (L x W x H)	236 x 80 x 99 mm (9-1/4 x 3-1/8 x 3-7/8")
Net weight (Tool only)	0.93 kg (2.1 lbs.)



Dust bag, Abrasive paper, Pad saver, Battery adapter set, Arm band complete, Pad protector, Front cuff, Battery, Charger

## BO006CG Battery Powered Orbital Sander 40V max

40Vmax XGT BL AWS 100 x 150 mm (3-15/16" x 5-7/8") Battery Powered Variable Speed Orbital Sander with Built-In Dust Extraction System

new

Orbits per minute	6,000-10,000 min <sup>-1</sup>
Orbit diameter	3.0 mm (1/8")
Abrasive paper size	Square: 80 x 130 mm (3-1/8 x 5-1/8") Triangular: 100 x 150 mm (3-15/16 x 5-7/8")
Dimensions (L x W x H)	263 x 100 x 99 mm (10-3/8 x 3-15/16 x 3-7/8")
Net weight (Tool only)	0.93 kg (2.1 lbs.)




Dust bag, Abrasive paper, Pad saver, Battery adapter set, Arm band complete, Pad protector, Front cuff, Battery, Charger

## BO007CG Battery Powered Orbital Sander 40V max

40Vmax XGT BL AWS 1/3 Sheet Battery Powered Variable Speed Orbital Sander with Built-In Dust Extraction System

new

Abrasive paper size	Hook & Loop type: 93x185 mm (3-5/8x7-1/4") Clamp type: 93x228 mm (3-5/8x9")
Orbits per minute (OPM)	High: 12,000 / Low: 6,000
Orbit diameter	2.0 mm (1/16")
Dimensions (L x W x H)	290x92x99 (11-3/8x3-5/8x3-7/8")
Net weight	1.2 kg (2.6 lbs.)



# Grinding/Sanding/Polishing

DBO480

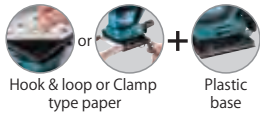
Cordless Finishing Sander

18V

## 18V LXT Li-Ion 1/4 Sheet Cordless Finishing Sander



Pad size	112 x 102 mm (4-3/8 x 4")
Abrasive paper size	Hook & Loop type: 114 x 102 mm (4-1/2 x 4") Clamp type: 140 x 114 mm (5-1/2 x 4-1/2") Square: 114 x 102 mm (4-1/2 x 4")
Compatible Hook & Loop paper size	Rectangular: 114 x 190 mm (4-1/2 x 7-1/2") Triangular: 96 x 96 mm (3-3/4 x 3-3/4")
Orbits per minute (OPM)	High: 14,000 / Low: 11,000
Strokes per minute (SPM)	High: 28,000 / Low: 22,000
Orbit diameter	1.5 mm (1/16")
Dimensions (L x W x H)	w/ BL1815N / BL1820B: 159 x 112 x 152 mm (6-1/4 x 4-3/8 x 6") w/ BL1830B / BL1840B / BL1850B / BL1860B: 171 x 112 x 151 mm (6-3/4 x 4-3/8 x 6")
Net weight	1.4 - 1.7 kg (3.1 - 3.8 lbs.)



Hook &amp; loop or Clamp type paper

Plastic base



Abrasive paper, Dust bag / Dust box, Punch plate, Triangle plate, Rectangle plate, Battery, Charger

DBO481

Cordless Finishing Sander

18V

## 18V LXT Li-Ion 1/4 Sheet Cordless Finishing Sander



Pad size	112 x 102 mm (4-3/8 x 4")
Abrasive paper size	Clamp type: 140 x 114 mm (5-1/2 x 4-1/2") Compatible Hook & Loop paper size: Square: 114 x 102 mm (4-1/2 x 4") Rectangular: 114 x 190 mm (4-1/2 x 7-1/2") Triangular: 96 x 96 mm (3-3/4 x 3-3/4")
Orbits per minute (OPM)	High: 14,000 / Low: 11,000
Strokes per minute (SPM)	High: 28,000 / Low: 22,000
Orbit diameter	1.5 mm (1/16")
Dimensions (L x W x H)	w/ BL1815N / BL1820B: 159 x 112 x 151 mm (6-1/4 x 4-3/8 x 5-15/16") w/ BL1830B / BL1840B / BL1850B / BL1860B: 171 x 112 x 151 mm (6-3/4 x 4-3/8 x 5-15/16")
Net weight	1.4 - 1.7 kg (3.1 - 3.8 lbs.)



Clamp type paper

Plastic base



Abrasive paper, Dust bag / Dust box, Punch plate, Triangle plate, Rectangle plate, Battery, Charger

DBO482


Cordless Finishing Sander

18V

## 18V LXT Li-Ion 1/4 Sheet Cordless Finishing Sander



Pad size	112 x 102 mm (4-3/8 x 4")
Abrasive paper size	Clamp type: 140 x 114 mm (5-1/2 x 4-1/2") Compatible Hook & Loop paper size: Square: 114 x 102 mm (4-1/2 x 4") Rectangular: 114 x 190 mm (4-1/2 x 7-1/2") Triangular: 96 x 96 mm (3-3/4 x 3-3/4")
Orbits per minute (OPM)	High: 14,000 / Low: 11,000
Strokes per minute (SPM)	High: 28,000 / Low: 22,000
Orbit diameter	1.5 mm (1/16")
Dimensions (L x W x H)	w/ BL1815N / BL1820B: 159 x 112 x 150 mm (6-1/4 x 4-3/8 x 5-7/8") w/ BL1830B / BL1840B / BL1850B / BL1860B: 171 x 112 x 150 mm (6-3/4 x 4-3/8 x 5-7/8")
Net weight	1.4 - 1.8 kg (3.1 - 4.0 lbs.)



Clamp type paper

Aluminum base



Abrasive paper, Dust bag / Dust box, Punch plate, Battery, Charger

DBO484

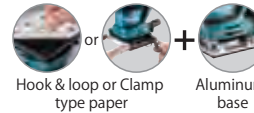
Cordless Finishing Sander

18V

## 18V LXT Li-Ion 1/4 Sheet Cordless Finishing Sander



Pad size	112 x 102 mm (4-3/8 x 4")
Abrasive paper size	Hook & Loop type: 114 x 102 mm (4-1/2 x 4") Clamp type: 140 x 114 mm (5-1/2 x 4-1/2")
Compatible Hook & Loop paper size	Rectangular: 114 - 190 mm (4-1/2 - 7-1/2") Triangular: 96 - 96 mm (3-3/4 - 3-3/4")
Orbits per minute (OPM)	High: 14,000 / Low: 11,000
Strokes per minute (SPM)	High: 28,000 / Low: 22,000
Orbit diameter	1.5 mm (1/16")
Dimensions (L x W x H)	w/ BL1815N / BL1820B: 159 x 112 x 151 mm (6-1/4 x 4-3/8 x 5-15/16") w/ BL1830B / BL1840B / BL1850B / BL1860B: 171 x 112 x 151 mm (6-3/4 x 4-3/8 x 5-15/16")
Net weight	1.4 - 1.8 kg (3.1 - 4.0 lbs.)



Hook &amp; loop or Clamp type paper

Aluminum base



Abrasive paper, Dust bag / Dust box, Punch plate, Triangle plate, Rectangle plate, Battery, Charger

DBO380


Cordless Finishing Sander

18V

## 18V BL 1/3 Sheet Cordless Finishing Sander with Built-In Dust Extraction System



Pad size	93 x 185 mm (3-5/8 x 7-1/4")
Abrasive paper size	Rectangular: 93 x 228 mm (3-5/8 x 9")
Orbits per minute (OPM)	4,000 / 8,000 / 12,000
Orbit diameter	2.0 mm (1/16")
Continuous run time on full battery charge	w/ BL1860B: 50 min
Dimensions (L x W x H)	w/ BL1815N / BL1820B: 336 x 92 x 158 mm (13-1/4 x 3-5/8 x 6-1/4") w/ BL1830B / BL1840B / BL1850B / BL1860B: 336 x 92 x 169 mm (13-1/4 x 3-5/8 x 6-5/8")
Net weight	1.9 - 2.2 kg (4.2 - 4.9 lbs.)



Clamp type paper

Aluminum base



Dust bag / Dust box, Punch plate, Abrasive paper, Battery, Charger, Battery protector (country-specific)

DBO381


Cordless Finishing Sander

18V

## 18V BL AWS 1/3 Sheet Cordless Finishing Sander with Built-In Dust Extraction System



Pad size	93 x 185 mm (3-5/8 x 7-1/4")
Abrasive paper size	Rectangular: 93 x 228 mm (3-5/8 x 9")
Orbits per minute (OPM)	4,000 / 8,000 / 12,000
Orbit diameter	2.0 mm (1/16")
Continuous run time on full battery charge	w/ BL1860B: 50 min
Dimensions (L x W x H)	w/ BL1815N / BL1820B: 336 x 92 x 158 mm (13-1/4 x 3-5/8 x 6-1/4") w/ BL1830B / BL1840B / BL1850B / BL1860B: 336 x 92 x 169 mm (13-1/4 x 3-5/8 x 6-5/8")
Net weight	1.9 - 2.2 kg (4.2 - 4.9 lbs.)



Clamp type paper

Aluminum base



Dust bag / Dust box, Punch plate, Abrasive paper, Battery, Charger, Wireless unit (country-specific), Wireless unit adapter (country-specific), Battery protector (country-specific)

DBO382

Cordless Finishing Sander

18V

## 18V BL 1/3 Sheet Cordless Finishing Sander with Built-In Dust Extraction System



Pad size	93 x 185 mm (3-5/8 x 7-1/4")
Abrasive paper size	Hook & Loop type: 93 x 185 mm (3-5/8 x 7-1/4") Clamp type: 93 x 228 mm (3-5/8 x 9")
Orbits per minute (OPM)	4,000 / 8,000 / 12,000
Orbit diameter	2.0 mm (1/16")
Continuous run time on full battery charge	w/ BL1860B: 50 min
Dimensions (L x W x H)	w/ BL1815N / BL1820B: 336 x 92 x 158 mm (13-1/4 x 3-5/8 x 6-1/4") w/ BL1830B / BL1840B / BL1850B / BL1860B: 336 x 92 x 169 mm (13-1/4 x 3-5/8 x 6-5/8")
Net weight	1.9 - 2.2 kg (4.2 - 4.9 lbs.)



Hook &amp; loop or Clamp type paper

Aluminum base



Dust bag / Dust box, Punch plate, Abrasive paper, Battery protector, Battery, Charger



# Grinding/Sanding/Polishing

## BO4900V

Finishing Sander

### 1/2 Sheet 330 W Variable Speed Finishing Sander



Continuous rating Input	330W
Pad size	115 x 229 mm (4-1/2 x 9")
Abrasive paper size	115 x 232 mm (4-1/2 x 9-1/8")
Orbits per minute (OPM)	4,000 - 10,000
Overall length	289 mm (11-3/8")
Net weight	2.9 kg (6.4 lbs.)



Abrasive paper, Paper dust bag / Dust bag, Paper dust bag holder

## BO4900

Finishing Sander

### 1/2 Sheet 330 W Finishing Sander



Continuous rating Input	330W
Pad size	115 x 229 mm (4-1/2 x 9")
Abrasive paper size	115 x 232 mm (4-1/2 x 9-1/8")
Orbits per minute (OPM)	10,000
Overall length	289 mm (11-3/8")
Net weight	2.9 kg (6.4 lbs.)



Abrasive paper, Paper dust bag / Dust bag, Paper dust bag holder

## BO4901

Finishing Sander

### 1/2 Sheet 330 W Finishing Sander



Continuous rating Input	330W
Pad size	115 x 229 mm (4-1/2 x 9")
Abrasive paper size	115 x 280 mm (4-1/2 x 11")
Orbits per minute (OPM)	10,000
Overall length	289 mm (11-3/8")
Net weight	2.8 kg (6.2 lbs.)



Abrasive paper

## BO4556

Finishing Sander

### 1/4 Sheet 200 W Finishing Sander



Continuous rating Input	200W
Pad size	112 x 102 mm (4-3/8 x 4")
Abrasive paper size	114 x 140 mm (4-1/2 x 5-1/2")
Orbits per minute (OPM)	14,000
Dimensions (L x W x H)	131 x 112 x 141 mm (5-1/8 x 4-3/8 x 5-9/16")
Net weight	1.1 kg (2.5 lbs.)



Abrasive paper, Dust bag / Dust box, Punch plate

## BO4555

Finishing Sander

### 1/4 Sheet 200 W Finishing Sander



Continuous rating Input	200W
Pad size	112 x 102 mm (4-3/8 x 4")
Abrasive paper size	114 x 102 mm (4-1/2 x 4")
Orbits per minute (OPM)	14,000
Dimensions (L x W x H)	131 x 112 x 141 mm (5-1/8 x 4-3/8 x 5-9/16")
Net weight	1.1 kg (2.5 lbs.)



Abrasive paper, Dust bag / Dust box, Punch plate

## BO4558

Finishing Sander

### 1/4 Sheet 200 W Finishing Sander



Continuous rating Input	200W
Pad size	112 x 102 mm (4-3/8 x 4")
Abrasive paper size	114 x 140 mm (4-1/2 x 5-1/2")
Orbits per minute (OPM)	14,000
Dimensions (L x W x H)	131 x 112 x 141 mm (5-1/8 x 4-3/8 x 5-9/16")
Net weight	1.2 kg (2.6 lbs.)



Abrasive paper, Dust bag / Dust box, Punch plate

## BO4565

Finishing Sander

### 112 x 190 mm (4-3/8" x 7-1/2") 200 W Finishing Sander



Continuous rating Input	200W
Pad size	112 x 190 mm (4-3/8 x 7-1/2")
Abrasive paper size	114 x 102 mm (4-1/2 x 4")
Orbits per minute (OPM)	14,000
Dimensions (L x W x H)	219 x 112 x 139 mm (8-5/8 x 4-3/8 x 5-1/2")
Net weight	1.2 kg (2.6 lbs.)



Abrasive paper, Dust bag / Dust box

## BO4566

Finishing Sander

### 100 x 164 mm (3-15/16" x 6-1/2") 200 W Finishing Sander



Continuous rating Input	200W
Pad size	100 x 164 mm (3-15/16 x 6-1/2")
Abrasive paper size	102 x 166 mm (4 x 6-1/2")
Orbits per minute (OPM)	14,000
Dimensions (L x W x H)	197 x 100 x 137 mm (7-3/4 x 3-15/16 x 5-3/8")
Net weight	1.2 kg (2.6 lbs.)



Dust bag / Dust box

# Grinding/Sanding/Polishing

## BO3711 Finishing Sander

1/3 Sheet 190 W Variable Speed Finishing Sander with Built-In Dust Extraction System



Continuous rating Input	190W
Pad size	93 x 185 mm (3-5/8 x 7-1/4")
Abrasive paper size	93 x 228 mm (3-5/8 x 9")
Orbits per minute (OPM)	4,000 - 11,000
Strokes per minute (SPM)	8,000 - 22,000
Orbit diameter	2.0 mm (1/16")
Dimensions (L x W x H)	253 x 92 x 154 mm (10 x 3-5/8 x 6-1/16")
Net weight	1.6 kg (3.5 lbs.)



Dust bag / Dust box, Punch plate, Abrasive paper

## BO3710 Finishing Sander

1/3 Sheet 190 W Finishing Sander with Built-In Dust Extraction System



Continuous rating Input	190W
Pad size	93 x 185 mm (3-5/8 x 7-1/4")
Abrasive paper size	93 x 228 mm (3-5/8 x 9")
Orbits per minute (OPM)	11,000
Strokes per minute (SPM)	22,000
Orbit diameter	2.0 mm (1/16")
Dimensions (L x W x H)	253 x 92 x 154 mm (10 x 3-5/8 x 6-1/16")
Net weight	1.6 kg (3.5 lbs.)



Dust bag / Dust box, Punch plate, Abrasive paper

## BO4557 Finishing Sander

1/4 Sheet 180 W Finishing Sander



Continuous rating Input	180W
Pad size	112 x 102 mm (4-3/8 x 4")
Abrasive paper size	114 x 140 mm (4-1/2 x 5-1/2")
Orbits per minute (OPM)	14,000
Dimensions (L x W x H)	131 x 112 x 137 mm (5-1/8 x 4-3/8 x 5-3/8")
Net weight	1 kg (2.1 lbs.)



Abrasive paper, Dust bag / Dust box, Punch plate

## 9035H Finishing Sander

1/3 Sheet 180 W Finishing Sander



Continuous rating Input	180W
Pad size	93 x 185 mm (3-5/8 x 7-1/4")
Abrasive paper size	93 x 228 mm (3-5/8 x 9")
Orbits per minute (OPM)	11,000
Dimensions (L x W x H)	236 x 93 x 146 mm (9-1/4 x 3-5/8 x 5-3/4")
Net weight	1.5 kg (3.3 lbs.)



Abrasive paper x6

## BO4510H Finishing Sander

1/4 Sheet 170 W Finishing Sander



Continuous rating Input	170W
Pad size	110 x 100 mm (4-3/16 x 3-15/16")
Abrasive paper size	114 x 140 mm (4-1/2 x 5-1/2")
Orbits per minute (OPM)	12,000
Dimensions (L x W x H)	116 x 110 x 129 mm (4-9/16 x 4-5/16 x 5-1/8")
Net weight	1.1 kg (2.4 lbs.)



Abrasive paper x6

## DBO180 Cordless Random Orbit Sander

18V

18V LXT Li-Ion 125 mm (5") Cordless 3-Speed Random Orbit Sander with Built-In Dust Extraction System



Pad diameter	123 mm (4-7/8")
Abrasive disc size	125 mm (5")
Orbits per minute (OPM)	7,000 / 9,500 / 11,000
Dimensions (L x W x H)	175 x 123 x 153 mm (6-7/8 x 4-7/8 x 6")
Net weight	1.4 - 1.7 kg (3 - 3.7 lbs.)



Charger, Battery, Abrasive disc, Dust bag / Dust box

## DSL801 Cordless Drywall Sander

18V

18V LXT BL AWS Cordless 225 mm (8-7/8") Variable Speed Drywall Sander



Pad diameter	210 mm (8-1/4")
Abrasive disc size	225 mm (8-7/8")
No load speed (RPM)	1,000 - 1,800
Dimensions (L x W x H)	1,120 - 1,540 x 278 x 273 mm (44 - 60-1/2 x 11 x 10-3/4")
Net weight	4.6 - 5.8 kg (10.1 - 12.8 lbs.)



Abrasive disc, Hex wrench, Wireless unit (country-specific), Wireless unit adapter (country-specific), Front cuff (country-specific), Battery, Charger

## DBS180 Cordless Belt Sander

18V

18V LXT BL 9 mm x 533 mm (3/8" x 21") Variable Speed Belt Sander



Belt width	6 / 9 / 13 mm (1/4 / 3/8 / 1/2")
Belt length	533 mm (21")
Belt speed	600 - 1,700 m/min
Dimensions (L x W x H)	w/ BL1830B / BL1840B / BL1850B / BL1860B: 500 x 96 x 116 mm (19-3/4 x 3-3/4 x 4-9/16")
Net weight	1.8 - 2.1 kg (4.0 - 4.6 lbs.)



Sanding belt, Grip, Grip base, Battery, Charger

# Grinding/Sanding/Polishing

**9403**

Belt Sander

100 mm x 610 mm (4" x 24") 1,200 W Belt Sander



Continuous rating Input	1,200W
Belt size	100 x 610 mm (4 x 24")
Belt speed	500 m/min (1,640 ft/min)
Overall length	353 mm (13-7/8")
Net weight	5.7 kg (12.6 lbs.)



Abrasive belt, Dust bag

**9404**

Belt Sander

100 mm x 610 mm (4" x 24") 1,010 W Variable Speed Belt Sander



Continuous rating Input	1,010W
Belt size	100 x 610 mm (4 x 24")
Belt speed	210 - 440 m/min (690 - 1,440 ft/min)
Overall length	334 mm (13-1/8")
Net weight	4.8 kg (10.6 lbs.)



Abrasive belt, Dust bag

**9920**

Belt Sander

76 mm x 610 mm (3" x 24") 1,010 W Variable Speed Belt Sander



Continuous rating Input	1,010W
Belt size	76 x 610 mm (3 x 24")
Belt speed	210 - 440 m/min (690 - 1,440 ft/min)
Overall length	334 mm (13-1/8")
Net weight	4.5 kg (9.9 lbs.)



Abrasive belt, Dust bag

**9924DB**

Belt Sander

76 mm x 610 mm (3" x 24") 850 W Belt Sander



Continuous rating Input	850W
Belt size	76 x 610 mm (620 x 3")
Belt speed	400 m/min (1,300 ft/min)
Overall length	355 mm (14")
Net weight	4.8 kg (10.6 lbs.)



Abrasive belt, Carbon plate, Dust bag

**9903**

Belt Sander

76 mm x 533 mm (3" x 21") 1,010 W Variable Speed Belt Sander



Continuous rating Input	1,010W
Belt size	76 x 533 mm (3 x 21")
Belt speed	210 - 440 m/min (690 - 1,440 ft/min)
Overall length	296 mm (11-5/8")
Net weight	4.3 kg (9.5 lbs.)



Abrasive belt, Dust bag

**9902**

Belt Sander

76 mm x 533 mm (3" x 21") 1,010 W Belt Sander



Continuous rating Input	1,010W
Belt size	76 x 533 mm (3 x 21")
Belt speed	440 m/min (1,440 ft/min)
Overall length	296 mm (11-5/8")
Net weight	4.3 kg (9.5 lbs.)



Abrasive belt, Dust bag

**9911**

Belt Sander

76 mm x 457 mm (3" x 18") 650 W Variable Speed Belt Sander



Continuous rating Input	650W
Belt size	76 x 457 mm (3 x 18")
Belt speed	75 - 270 m/min (250 - 900 ft/min)
Overall length	262 mm (10-3/8")
Net weight	2.7 kg (6 lbs.)



Abrasive belt, Dust bag

**9910**

Belt Sander

76 mm x 457 mm (3" x 18") 650 W Belt Sander



Continuous rating Input	650W
Belt size	76 x 457 mm (3 x 18")
Belt speed	270 m/min (900 ft/min)
Overall length	262 mm (10-5/16")
Net weight	2.7 kg (6 lbs.)



Abrasive belt, Dust bag

# Grinding/Sanding/Polishing

**9031**

Belt Sander

30 mm x 533 mm (1-3/16" x 21") 550 W Variable Speed Belt Sander

Continuous rating Input	550W
Belt size	30 x 533 mm (1-3/16 x 21")
Belt speed	200 - 1,000 m/min (656 - 3,280 ft/min)
Overall length	380 mm (15")
Net weight	2.1 kg (4.6 lbs.)



Abrasive belt x10

**9032**

Belt Sander

9 mm x 533 mm (3/8" x 21") 500 W Variable Speed Belt Sander

Continuous rating Input	500W
Belt size	9 x 533 mm (3/8 x 21")
Belt speed	300 - 1,700 m/min (980 - 5,600 ft/min)
Max sanding depth	110 mm (4-5/16")
Overall length	420 mm (16-1/2")
Net weight	1.6 kg (3.5 lbs.)



Abrasive belt

**9741**

Wheel Sander

100 x 120 mm (4" x 4-3/4") Wheel Sander

Continuous rating Input	860W
Wheel diameter	100 x 120 mm (4 x 4-3/4")
No load speed (RPM)	3,500
Overall length	310 mm (12-1/4")
Net weight	4.2 kg (9.3 lbs.)



Nylon brush wheel, Hex wrench, Joint
















# PRODUCTS

## Cutting



-  Double Insulation
-  Variable Speed
-  Brake
-  Reversing
-  Anti-restart function
-  Constant Speed
-  Soft Start
-  Bevel Cutting 45 left
-  Dust Collection
-  Built-in Job Light
-  Carrying Case

# Cutting

## DCC500 Cordless Dustless Cutter 18V

### 18V LXT BL AWS ADT Cordless 125 mm (5") Cutter, Dry Type



Blade diameter	125 mm (5")
Hole diameter	20 mm (13/16")
Max cutting capacity	0°: 40 mm (1-9/16") 45°: 27 mm (1-1/16")
No load speed (RPM)	8,800
Dimensions (L x W x H)	w/ BL1815N / BL1820B: 269 x 158 x 172 mm (10-5/8 x 6-1/4 x 6-3/4") w/ BL1830B / BL1840B / BL1850B / BL1860B: 283 x 158 x 172 mm (11-1/8 x 6-1/4 x 6-3/4")
Net weight	2.5 - 3.0 kg (5.5 - 6.6 lbs.)

LXT BL AWS ADT XPT



Diamond wheel, Dust bag, Hex wrench, Battery, Charger

## DCC501 Cordless Cutter 18V

### 18V LXT BL AWS ADT Cordless 125 mm (5") Cutter, Wet Type



Hole diameter	20 mm (13/16")
Max cutting capacity	0°: 40 mm (1-9/16") 45°: 27 mm (1-1/16")
No load speed (RPM)	8,800
Dimensions (L x W x H)	w/o Water supply tank, w/ BL1815N / BL1820B: 269 x 163 x 172 mm (10-5/8 x 6-3/8 x 6-3/4") w/o Water supply tank, w/ BL1830B / BL1840B / BL1850B / BL1860B: 283 x 163 x 172 mm (11-1/8 x 6-3/8 x 6-3/4")
Net weight	2.7 - 3.0 kg (6.0 - 6.6 lbs.)

LXT BL AWS ADT XPT



Diamond wheel, Water supply tank assembly, Hex wrench, Battery, Charger

## CC301D Cordless Cutter 12V max

### 12V max CXT Li-Ion Cordless 85 mm (3-3/8") Cutter, Wet Type



Wheel diameter	85 mm (3-3/8")
Hole diameter	15 mm (9/16")
Max cutting capacity	0°: 25.5 mm (1") 45°: 16.5 mm (5/8")
No load speed (RPM)	1,600
Tank capacity	Water: 0.5 L
Dimensions (L x W x H)	313 x 170 x 125 mm (12-3/8 x 6-11/16 x 4-7/8")
Net weight	1.9 kg (4.1 lbs.)

CXT



Diamond wheel, Water supply tank assembly, Hex wrench, Battery, Charger

## 4100KB Dustless Cutter

### 125 mm (5") 1,400 W Dustless Cutter, Dry Type



Continuous rating Input	1,400W
Wheel diameter	125 mm (5")
Hole diameter	20 mm (13/16")
Max cutting capacity	40.0 mm (1-9/16")
No load speed (RPM)	12,200
Dimensions (L x W x H)	231 x 220 x 179 mm (9-1/8 x 8-5/8 x 7")
Net weight	3 kg (6.6 lbs.)



Diamond wheel, Dust bag, Wrench, Hex wrench

## 4100NH3 Cutter

### 110 mm (4-3/8") 1,300 W Cutter, Dry / Wet Type (country-specific)



Continuous rating Input	1,300W
Wheel diameter	110 mm (4-3/8")
Max cutting capacity	0°: 32.5 mm (1-1/4")
No load speed (RPM)	13,800
Dimensions (L x W x H)	227 x 209 x 166 mm (8-15/16 x 8-1/4 x 6-1/2")
Net weight	2.8 kg (6.2 lbs.)



Diamond wheel (country-specific), Water supply pipe set (country-specific), Wrench, Hex wrench

## 4100NH2 Cutter

### 110 mm (4-3/8"), 125 mm (5") 1,400 W Cutter, Dry / Wet Type (country-specific)



Continuous rating Input	1,400W
Wheel diameter	110 - 125 mm (4-3/8 - 5")
Max cutting capacity w/ 110mm (4-3/8") wheel	0°: 32.5 mm (1-1/4") 45°: 21.5 mm (7/8")
Max cutting capacity w/ 125mm (5") wheel	0°: 40.0 mm (1-9/16") 45°: 27.0 mm (1-1/16")
No load speed (RPM)	12,200
Dimensions (L x W x H)	238 x 214 x 169 mm (9-3/8 x 8-3/8 x 6-5/8")
Net weight	3 kg (6.6 lbs.)



Diamond wheel (country-specific), Water supply plug (country-specific), Vinyl tube (country-specific), Wrench, Hex wrench

## 4101RH Cutter

### 125 mm (5") 860 W Cutter



Continuous rating Input	860W
Wheel diameter	125 mm (5")
Max cutting capacity	0°: 41.5 mm (1-5/8") 45°: 26 mm (1")
No load speed (RPM)	12,000
Overall length	236 mm (9-5/16")
Net weight	3 kg (11.5 lbs.)



Diamond wheel, Wrench, Hex wrench, Water plug & tube

## 4107R Cutter

### 180 mm (7-1/8") 1,400 W Cutter



Continuous rating Input	1,400W
Capacity	Max cutting: 60 mm (2-3/8")
Wheel diameter	180 mm (7-1/8")
No load speed (RPM)	5,000
Overall length	370 mm (14-9/16")
Net weight	6.3 kg (14.5 lbs.)



Diamond wheel, Socket wrench, Offset wrench, Water plug & tube

# Cutting

## 4100NH2R

Cutter

110 mm (4-3/8") 1,450 W Cutter with Roller Base



Continuous rating Input	1,450W
Wheel diameter	110 mm (4-3/8")
Max cutting capacity	45°: 24.5 mm (15/16") 48°: 23.5 mm (15/16")
No load speed (RPM)	12,200
Dimensions (L x W x H)	398 x 365 x 267 mm (15-5/8 x 14-3/8 x 10-1/2")
Net weight	6.5 kg (14.2 lbs.)

Roller base



Diamond wheel, Wrench, Hex wrench, Coupling sleeve

## 4100NH2W

Cutter

110 mm (4-3/8") 1,450 W Cutter with Wet Cutting Base



Continuous rating Input	1,450W
Wheel diameter	110 mm (4-3/8")
Max cutting capacity	45°: 24.5 mm (15/16") 48°: 23.5 mm (15/16")
No load speed (RPM)	12,200
Dimensions (L x W x H)	398 x 365 x 267 mm (15-5/8 x 14-3/8 x 10-1/2")
Net weight	6.3 kg (13.8 lbs.)

Wet cutting base



Diamond wheel, Wrench, Hex wrench, Coupling sleeve

## CS002G

Cordless Metal Cutter

40V max

40Vmax XGT BL Cordless 185 mm (7-1/4") Metal Cutter with Electric Brake, Twin LED Lights



Wheel diameter	185 mm (7-1/4")
Max cutting capacity	0°: 67 mm (2-5/8")
No load speed (RPM)	3,500
Dimensions (L x W x H)	350 x 232 x 270 mm (13-3/4 x 9-1/8 x 10-5/8")
Net weight	4.2-5.4 kg (9.3 - 11.9 lbs.)



TCT saw blade, Hex wrench, Guide rule (country-specific), Battery, Charger

## DCS553

Cordless Metal Cutter

18V

18V LXT BL ADT Cordless 150 mm (5-7/8") Metal Cutter, Electric Brake, Soft Start, Dual LED Lights



Wheel diameter	150 mm (5-7/8")
Max cutting capacity	0°: 57.5 mm (2-1/4")
No load speed (RPM)	4,200
Dimensions (L x W x H)	267 x 186 x 250 mm (10-1/2 x 7-3/8 x 9-7/8")
Net weight	2.8-3.1 kg (6.1 - 6.8 lbs.)



TCT saw blade, Hex wrench, Guide rule, Battery, Charger

## DCS552

Cordless Metal Cutter

18V

18V LXT Li-Ion Cordless 136 mm (5-3/8") Metal Cutter with Dust Box, Electric Brake, Dual LED Lights



Wheel diameter	136 mm (5-3/8")
Max cutting capacity	0°: 50.5 mm (2")
No load speed (RPM)	3,600
Dimensions (L x W x H)	348 x 196 x 203 mm (13-3/4 x 7-3/4 x 8")
Net weight	2.4-2.7 kg (5.3 - 6.0 lbs.)



TCT saw blade, Hex wrench, Battery, Charger

## 4131

Metal Cutter

185 mm (7-1/4") 1,100 W Metal Cutter



Continuous rating Input	1,100W
Wheel diameter	185 mm (7-1/4")
Hole diameter	15.88 / 20 / 30 mm (5/8 / 13/16 / 1-3/16")
Capacity	Max cutting: 63 mm (2-1/2")
No load speed (RPM)	3,500
Overall length	358 mm (14-1/8")
Net weight	4.8 kg (11.3 lbs.)



Carbide-tipped saw blade, Hex wrench

## LC1230

Metal Cutting Saw

305 mm (12") 1,750 W Metal Cutting Saw



Continuous rating Input	1,750W
Blade diameter	305 mm (12")
Wheel diameter	305 mm (12")
Hole diameter	25.4 mm (1")
Max cutting capacity	0°: 115 mm (4-1/2") 45°: 90 mm (3-1/2")
No load speed (RPM)	1,300
Dimensions (L x W x H)	516 x 306 x 603 mm (20-1/4 x 12 x 23-3/4")
Net weight	19.3 kg (42.5 lbs.)



Carbide-tipped saw blade, Socket wrench



# Cutting

## CE002G

Cordless Power Cutter

40V max x2

40Vmax X2 (80Vmax) XGT BL AFT AWS Cordless 355 mm (14") Power Cutter, Electric Brake



Wheel diameter	355 mm (14")
Max cutting capacity	127 mm (5")
No load speed (RPM)	4,200
Dimensions (L x W x H)	w/ BL4050F: 825 x 272 x 487 mm (32-1/2 x 10-3/4 x 19-1/4")
Net weight	13.1 - 15.1 kg (28.9 - 33.3 lbs.)

XGT BL AFT AWS



Wrench, Ring, Hose clamp, Wireless unit (country-specific), Wireless unit adapter (country-specific), Battery, Charger

## CE001G

Cordless Power Cutter

40V max x2

40Vmax X2 (80Vmax) XGT BL AFT Cordless 355 mm (14") Power Cutter, Electric Brake



Wheel diameter	355 mm (14")
Max cutting capacity	127 mm (5")
No load speed (RPM)	5,300
Dimensions (L x W x H)	w/ BL4040: 786 x 272 x 433 mm (31 x 10-3/4 x 17")
	w/ BL4050F: 786 x 272 x 433 mm (31 x 10-3/4 x 17")
	w/ BL4080F: 786 x 283 x 433 mm (31 x 11-1/8 x 17")
Net weight	12.3 - 14.1 kg (27.1 - 31.1 lbs.)

XGT BL AFT WG XPT



Wrench, Coupling sleeve, Ring, Battery, Charger

## DCE090

Cordless Power Cutter

18V x2

18V X2 (36V) LXT BL AFT Cordless 230 mm (9") Power Cutter, Electric Brake



Wheel diameter	230 mm (9")
Max cutting capacity	88 mm (3-1/2")
No load speed (RPM)	6,600
Dimensions (L x W x H)	554 x 241 x 283 mm (21-3/4 x 9-1/2 x 11-1/8")
Net weight	5.6 - 6.3 kg (12.3 - 13.9 lbs.)

LXT BL AFT XPT



Hex wrench, Wrench, Coupling sleeve, Battery, Charger



## 4114S

Angle Cutter

355 mm (14") 2,400 W SJS Angle Cutter with Soft Start



Continuous rating Input	2,400W
Capacity	Max cutting: 125 mm (5")
No load speed (RPM)	3,500
Dimensions (L x W x H)	673 x 240 x 329 mm (26-1/2 x 9-1/2 x 13")
Net weight	10.8 kg (23.9 lbs.)



Wrench

## 4114

Angle Cutter

355 mm (14") 1,650 W SJS Angle Cutter



Continuous rating Input	1,650W
Capacity	Max cutting: 125 mm (5")
No load speed (RPM)	3,500
Dimensions (L x W x H)	673 x 240 x 329 mm (26-1/2 x 9-1/2 x 13")
Net weight	12 kg (26.5 lbs.)



Wrench

## SG1251

Wall Chaser

125 mm (5") 1,400 W SJS Wall Chaser with Soft Start



Continuous rating Input	1,400W
Blade diameter	125 mm (5")
Capacity	Depth: 0 - 30 mm (0 - 1-3/16") Width: 6 - 30 mm (1/4 - 1-3/16")
No load speed (RPM)	10,000
Dimensions (L x W x H)	350 x 151 x 178 mm (13-3/4 x 5-15/16 x 7")
Net weight	4.3 kg (9.5 lbs.)



Diamond wheel, Hex wrench, Lock nut wrench

## CA5000

Aluminum Groove Cutter

118 mm (4-5/8") 1,300 W Variable Speed Aluminum Groove Cutter, Mechanical Brake, Soft Start



Continuous rating Input	1,300W
Wheel diameter	118 mm (4-5/8")
Hole diameter	20 mm (13/16")
Blade body thickness	1.0 mm
Max cutting capacity w/ Cutter blade	w/ Guide rail: 11 mm (7/16")
Max cutting capacity w/ TCT Saw blade	w/ Guide rail: 36 mm (1-7/16") w/o Guide rail: 41 mm (1-5/8")
No load speed (RPM)	2,200 - 6,400
Dimensions (L x W x H)	346 x 250 x 250 mm (13-5/8 x 9-7/8 x 9-7/8")
Net weight	4.7 kg (10.4 lbs.)



Cutter blade, Plate, Hex wrench

## DLW140

Cordless Portable Cut-off

18V x2

### 18V X2 (36V) LXT BL 355 mm (14") Toolless Portable Cut-Off



Wheel diameter	355 mm (14")
Hole diameter	25.4 mm (1")
Capacity at 0°	Round: 127 mm (5")
Capacity at 45°	Round: 127 mm (5")
Capacity at 90°	Rectangular: 115 x 103 mm (4-1/2 x 4-1/16") (4-1/2, 4, 2-3/4 x 5-1/8, 7-5/8, 9-1/8")
Dimensions (L x W x H)	w/ European type safety guard: 537 x 290 x 640 mm (21-1/8 x 11-3/8 x 25-1/4") w/ Safety guard other than European type: 537 x 280 x 640 mm (21-1/8 x 11 x 25-1/4") w/ Center cap type safety guard: 537 x 280 x 640 mm (21-1/8 x 11 x 25-1/4")
Net weight	17.2 - 17.8 kg (37.9 - 39.3 lbs.)



Cut-off wheel, Battery, Charger

## 2416S

Portable Cut-off

### 405 mm (16") 1,430 W Portable Cut-Off



Continuous rating Input	1,430W
Wheel diameter	405 mm (16")
Hole diameter	25.4 mm (1")
No load speed (RPM)	2,300
Dimensions (L x W x H)	610 x 265 x 535 mm (24 x 10-3/8 x 21")
Net weight	19.2 kg (42.3 lbs.)

Abrasive cut-off wheel, Socket wrench

## LW1400

Portable Cut-off

### 355 mm (14") 2,200 W Toolless Portable Cut-Off



Continuous rating Input	2,200W
Wheel diameter	355 mm (14")
Hole diameter	25.4 mm (1")
No load speed (RPM)	3,800
Capacity at 0°	Round: 127 mm (5")
Capacity at 90°	Rectangular: 115, 102, 70 x 233, 194, 130 mm (4-1/2, 4, 2-3/4 x 9-1/8, 7-5/8, 5-1/8")
Capacity at 45°	Round: 127 mm (5")
Dimensions (L x W x H)	530 x 295 x 640 mm (20-7/8 x 11-5/8 x 25-1/4")
Net weight	18.7 kg (41.2 lbs.)



Abrasive cut-off wheel

## LW1401

Portable Cut-off

### 355 mm (14") 2,200 W Portable Cut-Off



Continuous rating Input	2,200W
Wheel diameter	355 mm (14")
Hole diameter	25.4 mm (1")
No load speed (RPM)	3,800
Capacity at 0°	Round: 127 mm (5")
Capacity at 90°	Rectangular: 115, 102, 70 x 233, 194, 130 mm (4-1/2, 4, 2-3/4 x 9-1/8, 7-5/8, 5-1/8")
Capacity at 45°	Round: 127 mm (5")
Dimensions (L x W x H)	500 x 295 x 640 mm (19-3/4 x 11-5/8 x 25-1/4")
Net weight	18.3 kg (40.3 lbs.)



Abrasive cut-off wheel, Socket wrench

## DSC251

Cordless Steel Rod Cutter

18V

### 18V LXT BL ADT Cordless 25 mm (1") Steel Rod Cutter



Blade diameter	110 mm (4-5/16")
Cutting capacity	Dia.: 10 - 25 mm (3/8 - 1")
No load speed (RPM)	2,200
Dimensions (L x W x H)	471 x 137 x 139 mm (18-1/2 x 5-25/64 x 5-15/32")
Net weight	4.0 kg (8.8 lbs.)



Tipped saw, Dust bag, Side grip, Hex wrench, Battery, Charger

## SC001G

Cordless Steel Rod Cutter

40V max

### 40Vmax XGT BL Brushless Cordless 16 mm (5/8") Steel Rod Cutter



Cutting capacity	Dia.: 3 - 16 mm
Cutting speed (sec)	1.7
Dimensions (L x W x H)	w/ BL4025: 321 x 285 x 103 mm
Net weight	6.0 - 7.2 kg



Hex wrench, Wrench

## DSC191

Cordless Steel Rod Cutter

18V

### 18V LXT Li-Ion Cordless 20 mm (3/4") Steel Rod Cutter



Cutting capacity	Dia.: 3 - 20 mm (1/8 - 3/4")
Cutting speed (sec)	6.5
Dimensions (L x W x H)	412 x 212 x 284 mm (16-1/5 x 8-3/8 x 11-1/8")
Net weight	11.1 - 11.2 kg (24.5 - 24.6 lbs.)



Not compatible with 2.0Ah, 1.5Ah batteries

Wrench, Hex wrench, Oil supply (country-specific)

## DSC163

Cordless Steel Rod Cutter

18V

### 18V LXT BL Brushless Cordless 16 mm (5/8") Steel Rod Cutter



Cutting capacity	Dia.: 3 - 16 mm (1/8 - 5/8")
Cutting speed (sec)	2.8
Dimensions (L x W x H)	360 x 108 x 276 mm (14-1/8 x 4-1/4 x 10-7/8")
Net weight	6.9 kg (15.2 lbs.)



Not compatible with 2.0Ah, 1.5Ah batteries

Wrench, Hex wrench, Oil

## Cutting

## DSC121

Cordless Threaded Rod Cutter

18V

## 18V LXT BL Brushless Cordless Threaded Rod Cutter



Capacity	Steel: 8 - 12 mm (5/16 - 1/2")
Cutting speed (sec)	3.0
Dimensions (L x W x H)	w/ BL1830B / BL1840B / BL1850B / BL1860B: 212 x 323 x 260 mm (8-3/8 x 12-3/4 x 10-1/4")
Net weight	6.0 kg (13.2 lbs.)



Not compatible with 2.0Ah, 1.5Ah batteries



Cutter blade, Stand, Oil, Hex wrench, Battery, Charger

## DSC102

Cordless Threaded Rod Cutter

18V

## 18V / 14.4V LXT BL Brushless Cordless Threaded Rod Cutter



Capacity	Mild steel: W3/8, M10, M8, M6 Stainless steel: W3/8, M8, M6
Min. cutting length	20 mm (13/16")
Work amount (pcs)	W3/8 (Mild steel) w/ BL1860B: 1,600 W3/8 (Stainless) w/ BL1860B: 1,500 M10 (Mild steel) w/ BL1860B: 1,600 M8 (Mild steel) w/ BL1860B: 2,300 M8 (Stainless) w/ BL1860B: 1,900 M6 (Mild steel) w/ BL1860B: 2,700 M6 (Stainless) w/ BL1860B: 2,200
Dimensions (L x W x H)	w/ BL1830B / BL1840B / BL1850B / BL1860B: 199 x 103 x 308 mm (7-7/8 x 4-1/16 x 12-1/8")
Net weight	2.8 - 3.2 kg (6.2 - 7 lbs.)



Cutter blade, Hex socket head bolt, Blade cover, Depth gauge, Thumb screw, Hex wrench, Battery, Charger

## SC103D

Cordless Threaded Rod Cutter

12V max

## 12Vmax CXT BL Brushless Cordless Threaded Rod Cutter



Max cutting capacity	Mild steel: M10 Stainless steel: W3/8
Min. cutting length	20 mm (13/16")
Work amount (pcs)	W3/8 (Mild steel) w/ BL1041B: 700 W3/8 (Stainless) w/ BL1041B: 550 M10 (Mild steel) w/ BL1041B: 550
Dimensions (L x W x H)	w/ BL1041B: 180 x 107 x 289 mm (7-1/8 x 4-1/4 x 11-3/8")
Net weight	2.7 - 2.8 kg (6.0 - 6.2 lbs.)



Cutter blade, Hex socket head bolt, Blade cover, Depth gauge, Thumb screw, Hex wrench, Battery, Charger

## DMC300

Cordless Compact Cut Off

18V

## 18V LXT BL AFT Cordless 76 mm (3") Compact Cut Off



Wheel diameter	76 mm (3")
Hole diameter	9.5, 10.0 mm (3/8, 13/32")
Wheel plate thickness	1.0 mm (1/32")
No load speed (RPM)	20,000 min <sup>-1</sup>
Max cutting capacity	w/ Dust cover attachment: 13.5 mm (1/2") w/o Dust cover attachment: 16.0 mm (5/8")
Circumference of grip portion	156 mm
Dimensions (L x W x H)	w/ BL1815N / BL1820B: 253 x 104 x 182 mm (10 x 4-1/8 x 7-1/8") w/ BL1830B / BL1840B / BL1850B / BL1860B: 271 x 104 x 182 mm (10-5/8 x 4-1/8 x 7-1/8")
Net weight	1.2 - 1.7 kg (2.6 - 3.7 lbs.)



Dust collection cover, Diamond wheel (country-specific), Cut-off wheel (country-specific), Multi carbide wheel (country-specific), Hex wrench, Battery, Charger

## CP100D

Cordless Multi Cutter

12V max

## 12V max CXT Li-Ion Cordless Multi Cutter



Max cutting capacity	6 mm (1/4")
No load speed (RPM)	300
Dimensions (L x W x H)	w/ BL1016/BL1021B: 272 x 66 x 120 mm (10-3/4 x 2-5/8 x 4-3/4") w/ BL1041B: 291 x 66 x 121 mm (11-1/2 x 2-5/8 x 4-3/4")
Net weight	0.72 - 0.88 kg (1.6 - 1.9 lbs.)



Blade, Battery, Charger

## PB002G

Cordless Portable Band Saw

40V max

## 40Vmax XGT BL Cordless Variable Speed Portable Band Saw



Capacity	Round: 127 mm (5") Square: 127 x 127 mm (5 x 5")
Blade speed	0 - 3.2 m/min (0 - 630 ft/min)
Blade size	Length: 1,140 mm (45") Width: 13 mm (1/2") Thickness: 0.5 mm (0.02")
Dimensions (L x W x H)	w/ BL4020 / BL4025: 510 x 218 x 314 mm (20 x 8-5/8 x 12-3/8") w/ BL4040: 510 x 218 x 314 mm (20 x 8-5/8 x 12-3/8") w/ BL4050F: 510 x 218 x 329 mm (20 x 8-5/8 x 13") w/ BL4080F: 510 x 218 x 346 mm (20 x 8-5/8 x 13-5/8")
Net weight	6.6 - 7.8 kg (14.6 - 17.2 lbs.)



Band saw blade, Hex wrench, Battery, Charger

## DPB180

Cordless Portable Band Saw

18V

## 18V LXT Li-Ion Cordless Variable Speed Portable Band Saw



Capacity	Round: 120 mm (4-3/4") Rectangular: 120 x 120 mm (4-3/4 x 4-3/4")
Blade speed	1.4 - 2.75 m/min (2.7 - 530 ft/min)
Blade size	Length: 1,140 mm (44-7/8") Width: 13 mm (1/2") Thickness: 0.5 mm (0.02")
Dimensions (L x W x H)	523 x 231 x 313 mm (20-5/8 x 9-1/8 x 12-3/8")
Net weight	6.8 - 7.1 kg (14.9 - 15.7 lbs.)



Charger, Battery, Band saw blade, Hex wrench

## DPB183

Cordless Portable Band Saw

18V

## 18V LXT BL Cordless Variable Speed Portable Band Saw



Capacity	Round: 66 mm (2-5/8") Square: 66 x 66 mm (2-5/8 x 2-5/8")
Blade speed	0 - 3.2 m/s (0 - 630 ft/min.)
Blade size	Length: 835 mm (32-7/8") Width: 13 mm (1/2") Thickness: 0.5 mm (0.02")
Dimensions (L x W x H)	392 x 174 x 242 mm (15-1/2 x 6-7/8 x 9-1/2")
Net weight	3.6 - 3.9 kg (7.9 - 8.6 lbs.)



Band saw blade, Hex wrench, Hook (country-specific), Grip (country-specific), Battery, Charger

## DPB182

Cordless Portable Band Saw

18V

### 18V LXT Li-Ion Cordless Portable Band Saw



Capacity	Round: 64 mm (2-1/2") Rectangular: 64 x 64 mm (2-1/2 x 2-1/2")
Blade speed	3.2 m/s (630 ft/min.)
Blade size	Length: 835 mm (32-7/8") Width: 13 mm (1/2") Thickness: 0.5 mm (0.02")
Dimensions (L x W x H)	477 x 197 x 229 mm (18-3/4 x 7-3/4 x 9")
Net weight	3.8 - 4.1 kg (8.3 - 9.0 lbs.)



Band saw blade, Wheel cover (country-specific), Hook (country-specific), Hex wrench, Battery, Charger

## DPB184

Cordless Portable Band Saw

18V

### 18V LXT BL Cordless Portable Band Saw



Capacity	Round: 51 mm (2") Square: 51 x 51 mm (2 x 2")
Blade speed	0 - 3.2 m/s (0 - 630 ft/min.)
Blade size	Length: 730 mm (28-3/4") Width: 13 mm (1/2") Thickness: 0.5 mm (0.02")
Dimensions (L x W x H)	w/ BL1815N / BL1820B: 355 x 162 x 223 mm (14 x 6-3/8 x 8-3/4") w/ BL1830B / BL1840B / BL1850B / BL1860B: 373 x 162 x 223 mm (14-3/4 x 6-3/8 x 8-3/4")
Net weight	3.3 - 3.6 kg (7.3 - 7.9 lbs.)



Band saw blade, Hex wrench, Hook (country-specific), Battery, Charger

## 2107F

Portable Band Saw

### 120 x 120 mm (4-3/4" x 4-3/4") 710 W Variable Speed Portable Band Saw with Light



Continuous rating input	710W
Capacity	Round: 120 mm (4-3/4") Rectangular: 120 x 120 mm (4-3/4 x 4-3/4")
Blade speed	1.0 - 1.7 m/s
Blade size	Length: 1,140 mm Width: 13 mm Thickness: 0.5 mm
Dimensions (L x W x H)	508 x 188 x 256 mm (20 x 7-3/8 x 10-1/8")
Net weight	6.3 kg (13.9 lbs.)



Band saw blade, Hex wrench



## PP001G

Cordless Hole Puncher

40V max

### 40Vmax XGT BL Cordless Hole Puncher



Capacity	Steel: 20 mm Stainless steel: 20 mm
Dimensions (L x W x H)	w/ BL4025: 398 x 129 x 315 mm
Net weight	11.6 - 12.8 kg



Punch, Dice, Grip, Bar for fastening nuts, Hex wrench, Spanner

## DPP200

Cordless Hole Puncher

18V

### 18V LXT Li-Ion Cordless Hole Puncher



Capacity	Steel: 20 mm (13/16") Stainless steel: 20 mm (13/16")
Max throat depth	40 mm (1-9/16")
Dimensions (L x W x H)	w/ BL1830B / BL1840B / BL1850B / BL1860B: 417 x 127 x 315 mm (16-3/8 x 5 x 12-3/8")
Net weight	10.5 kg (23.2 lbs.)



Not compatible with 2.0Ah, 1.5Ah batteries

Punch, Dice, Hex wrench, Spanner, Bar for fastening nuts, Grip, Oil

## DJS200

Cordless Metal Shear

18V

### 18V LXT BL Cordless 2.0 mm (14 Ga) Metal Shear



Max cutting capacity	Steel: 2.0 mm (14 gauge) Stainless steel: 1.6 mm (16 gauge)
Strokes per minute (SPM)	0 - 3,000
Dimensions (L x W x H)	w/ BL1815N / BL1820B: 345 x 79 x 189 mm (13-5/8 x 3-1/8 x 7-7/16") w/ BL1830B / BL1840B / BL1850B / BL1860B: 345 x 79 x 207 mm (13-5/8 x 3-1/8 x 8-1/8")
Net weight	2.2 - 2.5 kg (4.9 - 5.5 lbs.)



Hex wrench, Belt clip, Battery, Charger

## DJS131

Cordless Metal Shear

18V

### 18V LXT BL Cordless 1.3 mm (18 Ga) Metal Shear



Max cutting capacity	Steel: 1.3 mm (18 gauge) Stainless steel: 1.0 mm (20 gauge)
Strokes per minute (SPM)	0 - 3,000
Dimensions (L x W x H)	w/ BL1815N / BL1820B: 332 x 79 x 234 mm (13-1/8 x 3-1/8 x 9-1/4") w/ BL1830B / BL1840B / BL1850B / BL1860B: 332 x 79 x 252 mm (13-1/8 x 3-1/8 x 9-7/8")
Net weight	2.0 - 2.3 kg (4.4 - 5.1 lbs.)



Hex wrench, Belt clip, Battery, Charger

## Cutting

## DJS130

Cordless Metal Shear

18V

## 18V LXT Li-Ion Cordless 1.3 mm Metal Shear



Capacity	Steel up to 400 N/mm <sup>2</sup> : 1.3 mm Steel up to 600 N/mm <sup>2</sup> : 1.0 mm
No load speed (RPM)	2,800
Dimensions (L x W x H)	350 x 80 x 193 mm (13-3/4 x 3-1/8 x 7-5/8")
Net weight	2.3 - 2.6 kg (5 - 5.8 lbs.)

LXT

Charger, Battery, Hex wrench

## DJS101

Cordless Metal Shear

18V

## 18V LXT Li-Ion Cordless 1.0 mm Metal Shear



Capacity	Steel up to 400 N/mm <sup>2</sup> : 1.0 mm Steel up to 600 N/mm <sup>2</sup> : 0.7 mm Aluminum up to 200 N/mm <sup>2</sup> : 2.5 mm
Strokes per minute (SPM)	4,300
Dimensions (L x W x H)	364 x 78 x 118 mm (14-3/8 x 3-1/16 x 4-5/8")
Net weight	1.8 - 2.2 kg (4 - 4.7 lbs.)

LXT



Charger, Battery, Hex wrench

## DJS800

Cordless Cement Shear

18V

## 18V LXT BL Cordless 13 mm (1/2") Cement Shear



Max cutting capacity	13 mm (1/2")
Strokes per minute (SPM)	0 - 3,000
Dimensions (L x W x H)	w/ BL1815N / BL1820B: 379 x 79 x 198 mm (14-7/8 x 3-1/8 x 7-3/4") w/ BL1830B / BL1840B / BL1850B / BL1860B: 379 x 79 x 216 mm (14-7/8 x 3-1/8 x 8-1/2")
Net weight	2.1 - 2.5 kg (4.6 - 5.5 lbs.)

LXT BL XPT



Hex wrench, Belt clip, Battery, Charger

## JS1601

Straight Metal Shear

## 1.6 mm (16 Ga) Straight Metal Shear



Continuous rating Input	380W
Capacity	Steel up to 400 N/mm <sup>2</sup> : 1.6 mm Steel up to 600 N/mm <sup>2</sup> : 1.2 mm Steel up to 800 N/mm <sup>2</sup> : 0.8 mm Aluminum up to 200 N/mm <sup>2</sup> : 2.5 mm
Min. cutting radius	250 mm (9-7/8")
Strokes per minute (SPM)	4,500
Dimensions (L x W x H)	320 x 70 x 78 mm (12-5/8 x 2-3/4 x 3-1/16")
Net weight	1.4 kg (3.2 lbs.)



Hex wrench, Thickness gauge

## DJS161

Cordless Straight Shear

18V

## 18V LXT Li-Ion Cordless 1.6 mm Straight Shear



Capacity	Steel up to 400 N/mm <sup>2</sup> : 1.6 mm Steel up to 600 N/mm <sup>2</sup> : 1.2 mm Aluminum up to 200 N/mm <sup>2</sup> : 2.5 mm
Strokes per minute (SPM)	4,300
Dimensions (L x W x H)	362 x 78 x 118 mm (14-1/4 x 3-1/16 x 4-5/8")
Net weight	1.8 - 2.2 kg (4.1 - 4.8 lbs.)

LXT



Charger, Battery, Hex wrench, Thickness gauge

## DJN161

Cordless Nibbler

18V

## 18V LXT Li-Ion Cordless 1.6 mm (16 Ga) Nibbler



Capacity	Steel up to 400 N/mm <sup>2</sup> : 1.6 mm Steel up to 600 N/mm <sup>2</sup> : 1.2 mm Aluminum up to 200 N/mm <sup>2</sup> : 2.5 mm
Min. cutting radius	Inside edge: 45 mm (1-3/4") Outside edge: 50 mm (2")
Strokes per minute (SPM)	1,900
Dimensions (L x W x H)	313 x 78 x 189 mm (12-3/8 x 3-1/16 x 7-7/16")
Net weight	1.9 - 2.3 kg (4.3 - 5 lbs.)

LXT



Hex wrench, Wrench, Punch, Die

## JS8000

Cement Shear

## 8 mm (5/16") Cement Shear



Continuous rating Input	570W
Capacity	Max cutting: 8 mm (5/16")
Strokes per minute (SPM)	0 - 2,500
Dimensions (L x W x H)	346 x 70 x 223 mm (13-5/8 x 2-3/4 x 8-3/4")
Net weight	2.2 kg (4.8 lbs.)



Hex wrench

## JS1000

Metal Shear

## 1.0 mm (20 Ga) Metal Shear



Continuous rating Input	380W
Capacity	Steel up to 400 N/mm <sup>2</sup> : 1.0 mm Steel up to 600 N/mm <sup>2</sup> : 0.7 mm Steel up to 800 N/mm <sup>2</sup> : 0.5 mm Aluminum up to 200 N/mm <sup>2</sup> : 2.5 mm
Min. cutting radius	30 mm (1-3/16")
Strokes per minute (SPM)	4,500
Dimensions (L x W x H)	322 x 70 x 78 mm (12-5/8 x 2-3/4 x 3-1/16")
Net weight	1.4 kg (3.2 lbs.)



Hex wrench, Thickness gauge



# Cutting

## JS1602 Metal Shear

### 1.6 mm (16 Ga) Metal Shear



Continuous rating Input	380W
Capacity	Steel up to 400 N/mm <sup>2</sup> : 1.6 mm Steel up to 600 N/mm <sup>2</sup> : 1.2 mm Steel up to 800 N/mm <sup>2</sup> : 0.8 mm Aluminum up to 200 N/mm <sup>2</sup> : 2.5 mm
Min. cutting radius	30 mm (1-3/16")
Strokes per minute (SPM)	4,000
Dimensions (L x W x H)	255 x 74 x 146 mm (10 x 2-15/16 x 5-3/4")
Net weight	1.6 kg (3.4 lbs.)



Hex wrench

## JS3201 Metal Shear

### 3.2 mm (10 Ga) Metal Shear



Continuous rating Input	710W
Capacity	Steel up to 400 N/mm <sup>2</sup> : 3.2 mm Steel up to 600 N/mm <sup>2</sup> : 2.5 mm Steel up to 800 N/mm <sup>2</sup> : 1.5 mm Aluminum up to 200 N/mm <sup>2</sup> : 4.0 mm
Min. cutting radius	50 mm (2")
Strokes per minute (SPM)	1,600
Dimensions (L x W x H)	213 x 90 x 239 mm (8-3/8 x 3-1/2 x 9-3/8")
Net weight	3.4 kg (7.5 lbs.)



Shear blade, Hex wrench, Thickness gauge

## JN1601 Nibbler

### 1.6 mm (16 Ga) Nibbler



Continuous rating Input	550W
Capacity	Steel up to 400 N/mm <sup>2</sup> : 1.6 mm Steel up to 600 N/mm <sup>2</sup> : 1.2 mm Steel up to 800 N/mm <sup>2</sup> : 0.8 mm Aluminum up to 200 N/mm <sup>2</sup> : 2.5 mm
Min. cutting radius	Outside edge: 50 mm (2") Inside edge: 45 mm (1-3/4")
Strokes per minute (SPM)	2,200
Overall length	261 mm (10-1/4")
Net weight	1.6 kg (3.6 lbs.)



Hex wrench, Wrench, Punch, Die

## JN3201 Nibbler

### 3.2 mm (10 Ga) Nibbler



Continuous rating Input	710W
Capacity	Steel up to 400 N/mm <sup>2</sup> : 3.2 mm Steel up to 600 N/mm <sup>2</sup> : 2.5 mm Steel up to 800 N/mm <sup>2</sup> : 1.0 mm Aluminum up to 200 N/mm <sup>2</sup> : 3.5 mm
Min. cutting radius	Outside edge: 128 mm (5-1/16") Inside edge: 120 mm (4-3/4")
Strokes per minute (SPM)	1,300
Dimensions (L x W x H)	225 x 90 x 254 mm (8-7/8 x 1-1/2 x 10")
Net weight	3.4 kg (7.4 lbs.)



Punch, Die, Wrench, Hex wrench, Washer

## DTC100 Cordless Cable Cutter

18V

### 18V LXT Li-Ion Cordless Cable Cutter



Max blade opening width	50 mm (2")
Max cable cutting capacity	600V-CV: 500mm <sup>2</sup> single-core (38mm (1-1/2)) 6600V-CV: 500mm <sup>2</sup> single-core (45mm (1-3/4)) 600V-IV: 500mm <sup>2</sup> single-core (35mm (1-3/8)) 600V-VVR: 150mm <sup>2</sup> triple-core (47mm (1-7/8)) w/ BL1830B / BL1840B / BL1850B / BL1860B: 116 x 197 x 363 mm (4-9/16 x 7-3/4 x 14-1/4")
Dimensions (L x W x H)	
Net weight	2.9 kg (6.4 lbs.)



Blade

## DTC101 Cordless Cable Cutter

18V

### 18V LXT Li-Ion Cordless Cable Cutter



Max blade opening width	50 mm (2")
Max cable cutting capacity	600V-CV: 500mm <sup>2</sup> single-core (38mm (1-1/2)) 6600V-CV: 500mm <sup>2</sup> single-core (45mm (1-3/4)) 600V-IV: 500mm <sup>2</sup> single-core (35mm (1-3/8)) 600V-VVR: 150mm <sup>2</sup> triple-core (47mm (1-7/8)) w/ BL1830B / BL1840B / BL1850B / BL1860B: 116 x 190 x 430 mm (4-9/16 x 7-1/2 x 17")
Dimensions (L x W x H)	
Net weight	3.6 kg (7.9 lbs.)



Blade

## DTC102 Cordless Cable Cutter

18V

### 18V LXT Li-Ion Cordless Cable Cutter



Max blade opening width	65 mm (2-9/16")
Max cable cutting capacity	Non-ferrous materials only (Al or Cu): 65 mm (2-9/16")
Dimensions (L x W x H)	w/ BL1830B / BL1840B / BL1850B / BL1860B: 116x240x401 mm (4-9/16 x 9-1/2 x 15-3/4")
Net weight	3.5 kg (7.7 lbs.)



Blade

## DTC103 Cordless Cable Cutter

18V

### 18V LXT Li-Ion Cordless Cable Cutter, ACSR



Max blade opening width	54 mm (2-1/8")
Max cable cutting capacity	ACSR: Al 550mm <sup>2</sup> / ST 70mm <sup>2</sup>
Dimensions (L x W x H)	w/ BL1830B / BL1840B / BL1850B / BL1860B: 116 x 240 x 401 mm (4-9/16 x 9-1/2 x 15-3/4")
Net weight	5.5 kg (12.1 lbs.)























Blade

# PRODUCTS

## Sawing



-  Double Insulation
-  Variable Speed
-  Brake
-  Anti-restart function
-  Mechanical 2-Speed
-  Electronic 2-Speed
-  Torque Limiter
-  Constant Speed
-  Soft Start
-  Bevel Cutting 45 left
-  Bevel Cutting 45 LR
-  Bevel Cutting L45 R5
-  Orbital Cutting
-  Makita Shank Jig Saw Blade
-  Bayonet Shank Jig Saw Blade
-  Laser Marker
-  Dust Collection
-  Toolless blade change
-  Built-in Job Light
-  Carrying Case

## LS003G Cordless Slide Compound Miter Saw 40V max

40Vmax XGT BL AWS Cordless 305 mm (12") Slide Compound Miter Saw, LED Light



Wheel diameter	305 mm (12")
Max cutting capacity	92 x 382 mm (3-5/8 x 15") (Bevel 0° / Miter 0°) 107 x 363 mm (4-1/4 x 14-1/4")
Max cutting capacity	61 x 268 mm (2-3/8 x 10-1/2") (Bevel 45°L / Miter 45°LR) 71 x 255 mm (2-13/16 x 10")
No load speed	3,600 min <sup>-1</sup>
Dimensions (L x W x H)	898 x 690 x 725 mm (35-1/4 x 27-1/4 x 28-1/2")
Net weight	30.5 - 31.1 kg (67.2 - 68.6 lbs.)



TCT saw blade, Dust bag, Triangular rule, Vertical vise, Hex wrench, Battery, Charger, Wireless unit

## LS004G Cordless Slide Compound Miter Saw 40V max

40Vmax XGT BL AWS Cordless 260 mm (10-1/4") Slide Compound Miter Saw, LED Light



Wheel diameter	255 - 260 mm (10 - 10-1/4")
Max cutting capacity	0° Miter: 91 x 279 mm (3-5/8 x 11") 45° Miter, L/R: 91 x 197 mm (3-5/8 x 7-3/4")
Max cutting capacity	68 x 310 mm (2-11/16 x 12-1/4") (Bevel 0° / Miter 0°) 91 x 279 mm (3-5/8 x 11")
Max cutting capacity	42 x 218 mm (1-5/8 x 8-5/8") (Bevel 45°L / Miter 45°LR) 58 x 197 mm (2-1/4 x 7-3/4")
No load speed	3,600 min <sup>-1</sup>
Dimensions (L x W x H)	805 x 644 x 660 mm (31-3/4 x 25-3/8 x 26")
Net weight	26.6 - 27.2 kg (58.6 - 60.0 lbs.)



TCT saw blade, Dust bag, Triangular rule, Vertical vise, Hex wrench, Battery, Charger, Wireless unit

## LS002G Cordless Slide Compound Miter Saw 40V max

40Vmax XGT BL AWS Cordless 216 mm (8-1/2") Slide Compound Miter Saw, LED Light



Wheel diameter	216 mm (8-1/2")
Max cutting capacity	0° Miter: 70 x 312 mm (2-3/4 x 12-1/4") 45° Miter, L/R: 70 x 220 mm (2-3/4 x 8-5/8")
Max cutting capacity	70 x 312 mm (2-3/4 x 12-1/4")
Max cutting capacity	50 x 220 mm (2 x 8-5/8") (Bevel 45°L / Miter 45°LR)
No load speed	4,800 min <sup>-1</sup>
Dimensions (L x W x H)	702 x 551 x 557 mm (27-5/8 x 21-3/4 x 22")
Net weight	16.4 - 17.0 kg (36.2 - 37.6 lbs.)



TCT saw blade, Dust bag, Triangular rule, Vertical vise, Hex wrench, Battery, Charger

## DLS212 Cordless Slide Compound Miter Saw 18V x2

18V X2 (36V) LXT BL ADT Cordless 305 mm (12") Slide Compound Miter Saw, Laser



Wheel diameter	305 mm (12")
Max cutting capacity	0° Miter: 107 x 363 x 92 x 382 mm (4-1/4 x 14-1/4 x 3-5/8 x 15")
Max cutting capacity	45° Miter, L/R: 107 x 255 x 92 x 268 mm (4-1/4 x 10 x 3-5/8 x 10-1/2")
No load speed	4,400 min <sup>-1</sup>
Dimensions (L x W x H)	898 x 690 x 725 mm (35-1/4 x 27-1/4 x 28-1/2")
Net weight	30.7 - 31.3 kg (67.6 - 69.1 lbs.)



TCT saw blade, Dust bag, Triangular rule, Vertical vise, Hex wrench, Battery, Charger

## DLS211 Cordless Slide Compound Miter Saw 18V x2

18V X2 (36V) LXT BL AWS ADT Cordless 305 mm (12") Slide Compound Miter Saw, Laser



Wheel diameter	305 mm (12")
Max cutting capacity	0° Miter: 107 x 363 x 92 x 382 mm (4-1/4 x 14-1/4 x 3-5/8 x 15")
Max cutting capacity	45° Miter, L/R: 107 x 255 x 92 x 268 mm (4-1/4 x 10 x 3-5/8 x 10-1/2")
No load speed	4,400 min <sup>-1</sup>
Dimensions (L x W x H)	898 x 690 x 725 mm (35-1/4 x 27-1/4 x 28-1/2")
Net weight	30.7 - 31.3 kg (67.6 - 69.1 lbs.)



TCT saw blade, Dust bag, Triangular rule, Vertical vise, Hex wrench, Battery, Charger

## DLS112 Cordless Slide Compound Miter Saw 18V x2

18V X2 (36V) LXT BL ADT Cordless 260 mm (10-1/4") Slide Compound Miter Saw, Laser



Wheel diameter	255 - 260 mm (10 - 10-1/4")
Max cutting capacity	0° Miter: 91 x 279 x 68 x 310 mm (3-5/8 x 11") 45° Miter, L/R: 91 x 197 x 68 x 218 mm (3-5/8 x 7-3/4")
No load speed	4,400 min <sup>-1</sup>
Dimensions (L x W x H)	805 x 644 x 660 mm (31-3/4 x 25-3/8 x 26")
Net weight	26.6 - 27.3 kg (58.6 - 60.2 lbs.)



TCT saw blade, Dust bag, Triangular rule, Vertical vise, Hex wrench, Battery, Charger

## DLS111 Cordless Slide Compound Miter Saw 18V x2

18V X2 (36V) LXT BL AWS ADT Cordless 260 mm (10-1/4") Slide Compound Miter Saw, Laser



Wheel diameter	255 - 260 mm (10 - 10-1/4")
Max cutting capacity	0° Miter: 91 x 279 x 68 x 310 mm (3-5/8 x 11 x 2-11/16 x 12-1/4")
Max cutting capacity	45° Miter, L/R: 91 x 197 x 68 x 218 mm (3-5/8 x 7-3/4 x 2-11/16 x 8-5/8")
No load speed	4,400 min <sup>-1</sup>
Dimensions (L x W x H)	805 x 644 x 660 mm (31-3/4 x 25-3/8 x 26")
Net weight	26.6 - 27.3 kg (58.6 - 60.2 lbs.)



TCT saw blade, Dust bag, Triangular rule, Vertical vise, Hex wrench, Battery, Charger

## DLS110 Cordless Slide Compound Miter Saw 18V x2

18V X2 (36V) LXT BL ADT Cordless 260 mm (10-1/4") Slide Compound Miter Saw



Wheel diameter	255 - 260 mm (10 - 10-1/4")
Max cutting capacity	0° Miter: 91 x 279 x 68 x 310 mm (3-5/8 x 11") 45° Miter, L/R: 91 x 197 x 68 x 218 mm (3-5/8 x 7-3/4")
No load speed	4,400 min <sup>-1</sup>
Dimensions (L x W x H)	805 x 644 x 660 mm (31-3/4 x 25-3/8 x 26")
Net weight	26.6 - 27.3 kg (58.6 - 60.2 lbs.)



TCT saw blade, Dust bag, Triangular rule, Vertical vise, Hex wrench, Battery, Charger

## Sawing

## DLS714

Cordless Slide Compound Miter Saw

18V x2

## 18V X2 (36V) LXT BL ADT Cordless 190 mm (7-1/2") Dual Slide Compound Miter Saw



Wheel diameter	190 mm (7-1/2")
Max cutting capacity	0°: 52 x 300 mm (2-1/16 x 11-3/4")
No load speed	5,700 min <sup>-1</sup>
Dimensions (L x W x H)	655 x 430 x 445 mm (25-3/4 x 17 x 17-1/2")
Net weight	12.6 kg (27.8 lbs.)

LXT BL ADT



TCT saw blade, Dust bag, Holder set, Vertical vise, Hex wrench, Triangular rule, Battery, Charger

## DLS713

Cordless Slide Compound Miter Saw

18V

## 18V LXT Li-Ion Cordless 190 mm (7-1/2") Dual Slide Compound Miter Saw



Wheel diameter	190 mm (7-1/2")
Max cutting capacity	0°: 52 x 300 mm (2-1/16 x 11-3/4")
No load speed	2,200 min <sup>-1</sup>
Dimensions (L x W x H)	655 x 430 x 454 mm (25-3/4 x 17 x 17-7/8")
Net weight	12.1 kg (26.7 lbs.)

LXT



Charger, Battery, TCT saw blade, Vertical vise, Socket wrench, Triangular rule, Dust bag, Holder set

## LS1219L

Slide Compound Miter Saw

## 305 mm (12") 1,800 W Slide Compound Miter Saw, Laser



Continuous rating Input	1,800W
Wheel diameter	305 mm (12")
Bevel angle	48° L 48° R
Miter angle	60° L 60° R
Max cutting capacity	0° Miter: 107 x 363 mm (4-1/4 x 14-1/4") 45° Miter, L/R: 107 x 255 mm (4-1/4 x 10")
No load speed	3,200 min <sup>-1</sup>
Dimensions (L x W x H)	898 x 664 x 725 mm (35-1/4 x 26-1/8 x 28-1/2")
Net weight	29.5 kg (65 lbs.)

DXT



TCT saw blade, Vertical vise, Hex wrench, Triangular rule, Dust bag

## LS1219

Slide Compound Miter Saw

## 305 mm (12") 1,800 W Slide Compound Miter Saw



Continuous rating Input	1,800W
Wheel diameter	305 mm (12")
Bevel angle	48° L 48° R
Miter angle	60° L 60° R
Max cutting capacity	0° Miter: 107 x 363 mm (4-1/4 x 14-1/4") 45° Miter, L/R: 107 x 255 mm (4-1/4 x 10")
No load speed	3,200 min <sup>-1</sup>
Dimensions (L x W x H)	898 x 664 x 725 mm (35-1/4 x 26-1/8 x 28-1/2")
Net weight	29.3 kg (64.6 lbs.)

DXT



TCT saw blade, Vertical vise, Hex wrench, Triangular rule, Dust bag

## LS1019L

Slide Compound Miter Saw

## 260 mm (10-1/4") 1,510 W Slide Compound Miter Saw, Laser



Continuous rating Input	1,510W
Wheel diameter	255 - 260 mm (10 - 10-1/4")
Max cutting capacity	0° Miter: 68 x 310 mm (2-11/16 x 12-1/4") 45° Miter, L/R: 91 x 197 mm (3-5/8 x 7-3/4")
No load speed	3,200 min <sup>-1</sup>
Dimensions (L x W x H)	805 x 644 x 660 mm (31-3/4 x 25-3/8 x 26")
Net weight	26.3 kg (57.9 lbs.)

DXT



TCT saw blade, Dust bag, Triangular rule, Vertical vise, Hex wrench

## LS1019

Slide Compound Miter Saw

## 260 mm (10-1/4") 1,510 W Slide Compound Miter Saw



Continuous rating Input	1,510W
Wheel diameter	255 - 260 mm (10 - 10-1/4")
Max cutting capacity	0° Miter: 68 x 310 mm (2-11/16 x 12-1/4") 45° Miter, L/R: 91 x 197 mm (3-5/8 x 7-3/4")
No load speed	3,200 min <sup>-1</sup>
Dimensions (L x W x H)	805 x 644 x 660 mm (31-3/4 x 25-3/8 x 26")
Net weight	26.1 kg (57.6 lbs.)

DXT



TCT saw blade, Dust bag, Triangular rule, Vertical vise, Hex wrench

## LS1110F

Slide Compound Miter Saw

## 260 mm (10-1/4") 1,450 W Slide Compound Miter Saw, LED Light with Cut Line Guide Function

new



Continuous rating Input	1,450W
Wheel diameter	260 mm (10-1/4")
No load speed	4,500 min <sup>-1</sup>
Bevel angle	Left: 47° Right: 2°
Miter angle	Left: 47° Right: 47°
Dimensions (L x W x H)	745 x 497 x 565 mm (29-1/4 x 19-1/2 x 22-1/4")
Net weight	16.4 kg (36.2 lbs.)



Carbide-tipped saw blade, Vertical vise, Dust bag, Hex wrench

## LS1018L

Slide Compound Saw

## 260 mm (10-1/4") 1,430 W Slide Compound Miter Saw, Laser



Continuous rating Input	1,430W
Wheel diameter	255 - 260 mm (10 - 10-1/4")
Blade body thickness	1.5 - 3.2 mm
Miter angle	47° / 60° L 47°, 60° R
Bevel angle	45° / 45° L 45°, 45° R
Max cutting capacity	0°: 91 x 305 mm (3-5/8 x 12") 45°: 91 x 215 mm (3-5/8 x 8-1/2")
No load speed	4,300 min <sup>-1</sup>
Dimensions (L x W x H)	825 x 536 x 633 mm (32-1/2 x 21-1/8 x 25")
Net weight	20.6 kg (45.4 lbs.)



TCT saw blade, Vertical vise, Socket wrench, Triangular rule, Dust bag, Holder

## Sawing

## LS1017L

## Slide Compound Saw

## 260 mm (10-1/4") 1,430 W Slide Compound Miter Saw, Laser



Continuous rating Input	1,430W
Wheel diameter	255 - 260 mm (10 - 10-1/4")
Blade body thickness	1.5 - 3.2 mm
Miter angle	47 / 60° L 47, 60° R
Bevel angle	45 / 5° L 45, 5° R
Max cutting capacity	0°: 91 x 305 mm (3-5/8 x 12") 45°: 91 x 215 mm (3-5/8 x 8-1/2")
No load speed	4,200min <sup>-1</sup>
Dimensions (L x W x H)	825 x 536 x 581 mm (32-1/2 x 21-1/8 x 22-7/8")
Net weight	19.5 kg (43 lbs.)



Carbide-tipped saw blade, Vertical vise, Socket wrench, Triangular rule, Dust bag, Holder

## LS0815FL

## Slide Compound Miter Saw

## 216 mm (8-1/2") 1,400 W Slide Compound Miter Saw, Laser, LED Light



Continuous rating Input	1,400W
Wheel diameter	216 mm (8-1/2")
Max cutting capacity	0° Miter: 65 x 305 mm (2-9/16 x 12") 45° Miter, L/R: 65 x 215 mm (2-9/16 x 8-1/2")
No load speed	5,000 min <sup>-1</sup>
Dimensions (L x W x H)	755 x 450 x 488 mm (29-3/4 x 17-3/4 x 19-1/4")
Net weight	14.1 kg (31.1 lbs.)



Carbide-tipped saw blade, Dust bag, Triangular rule, Vertical vise, Socket wrench, Hex wrench, Holder

## LS0815F

## Slide Compound Miter Saw

## 216 mm (8-1/2") 1,400 W Slide Compound Miter Saw, LED Light



Continuous rating Input	1,400W
Wheel diameter	216 mm (8-1/2")
Max cutting capacity	0° Miter: 65 x 305 mm (2-9/16 x 12") 45° Miter, L/R: 65 x 215 mm (2-9/16 x 8-1/2")
No load speed	5,000 min <sup>-1</sup>
Dimensions (L x W x H)	755 x 450 x 488 mm (29-3/4 x 17-3/4 x 19-1/4")
Net weight	14.1 kg (31.1 lbs.)



Carbide-tipped saw blade, Dust bag, Triangular rule, Vertical vise, Socket wrench, Hex wrench, Holder

## LS0816F

## Slide Compound Miter Saw

## 216 mm (8-1/2") 1,200 W Slide Compound Miter Saw, LED Light with Cut Line Guide Function



Continuous rating Input	1,200W
Wheel diameter	216 mm (8-1/2")
Hole diameter	30 mm (1-3/16")
No load speed	5,000 min <sup>-1</sup>
Bevel angle	Left: 47° / Right: 2°
Miter angle	Left: 47° / Right: 47°
Dimensions (L x W x H)	705 x 476 x 521 mm (27-3/4 x 18-3/4 x 20-1/2")
Net weight	13.9 kg (30.6 lbs.)



TCT saw blade, Dust bag, Vertical vise, Hex wrench

## LS0714FL

## Slide Compound Saw

## 190 mm (7-1/2") 1,010 W Slide Compound Miter Saw, Laser, Light



Continuous rating Input	1,010W
Wheel diameter	190 mm (7-1/2")
Blade body thickness	1.3 - 2.0 mm
Miter angle	47 / 57° L 47, 57° R
Bevel angle	45 / 5° L 45, 5° R
Max cutting capacity	0°: 52 x 300 mm (2-1/16 x 11-3/4") 45°: 52 x 212 mm (2-1/16 x 8-3/8")
No load speed	6,000 min <sup>-1</sup>
Dimensions (L x W x H)	670 x 430 x 458 mm (26-3/8 x 17 x 18")
Net weight	13.7 kg (30.2 lbs.)



Carbide-tipped saw blade, Socket wrench, Dust bag, Holder set, Vertical vise, Triangular rule

## LS0714L

## Slide Compound Saw

## 190 mm (7-1/2") 1,010 W Slide Compound Miter Saw, Laser



Continuous rating Input	1,010W
Wheel diameter	190 mm (7-1/2")
Blade body thickness	1.3 - 2.0 mm
Miter angle	47 / 57° L 47, 57° R
Bevel angle	45 / 5° L 45, 5° R
Max cutting capacity	0°: 52 x 300 mm (2-1/16 x 11-3/4") 45°: 52 x 212 mm (2-1/16 x 8-3/8")
No load speed	6,000 min <sup>-1</sup>
Dimensions (L x W x H)	670 x 430 x 458 mm (26-3/8 x 17 x 18")
Net weight	13.5 kg (29.8 lbs.)



Carbide-tipped saw blade, Socket wrench, Dust bag, Holder set, Vertical vise, Triangular rule

## LS0714F

## Slide Compound Saw

## 190 mm (7-1/2") 1,010 W Slide Compound Miter Saw, Light



Continuous rating Input	1,010W
Wheel diameter	190 mm (7-1/2")
Blade body thickness	1.3 - 2.0 mm
Miter angle	47 / 57° L 47, 57° R
Bevel angle	45 / 5° L 45, 5° R
Max cutting capacity	0°: 52 x 300 mm (2-1/16 x 11-3/4") 45°: 52 x 212 mm (2-1/16 x 8-3/8")
No load speed	6,000 min <sup>-1</sup>
Dimensions (L x W x H)	670 x 430 x 458 mm (26-3/8 x 17 x 18")
Net weight	13.4 kg (29.5 lbs.)



Carbide-tipped saw blade, Socket wrench, Dust bag, Holder set, Vertical vise, Triangular rule

## LS0714

## Slide Compound Saw

## 190 mm (7-1/2") 1,010 W Slide Compound Miter Saw



Continuous rating Input	1,010W
Wheel diameter	190 mm (7-1/2")
Blade body thickness	1.3 - 2.0 mm
Miter angle	47 / 57° L 47, 57° R
Bevel angle	45 / 5° L 45, 5° R
Max cutting capacity	0°: 52 x 300 mm (2-1/16 x 11-3/4") 45°: 52 x 212 mm (2-1/16 x 8-3/8")
No load speed	6,000 min <sup>-1</sup>
Dimensions (L x W x H)	670 x 430 x 458 mm (26-3/8 x 17 x 18")
Net weight	13.1 kg (28.9 lbs.)



Carbide-tipped saw blade, Socket wrench, Dust bag, Holder set, Vertical vise, Triangular rule

# Sawing

## DLS600

Cordless Compound Miter Saw

18V

18V LXT BL ADT Cordless 165 mm (6-1/2") Compound Miter Saw with LED Light



Wheel diameter	155 - 165 mm (6-1/8 - 6-1/2")
Hole diameter	15.88/ 20 mm (5/8/ 13/16")
Miter angle	52° L 52° R
Bevel angle	46° L 46° R
Max cutting capacity	0° Miter: 46 x 92 mm (1-13/16 x 3-5/8") 45° Miter, L/R: 46 x 65 mm (1-13/16 x 2-9/16")
No load speed	5,000 min <sup>-1</sup>
Dimensions (L x W x H)	340 x 400 x 440 mm (13-3/8 x 15-3/4 x 17-1/4")
Net weight	6.3 - 6.6 kg (13.9 - 14.6 lbs.)

LXT BL ADT DXT



TCT saw blade, Dust bag, Vertical vise, Hex wrench, Triangular rule, Battery, Charger

## LS1221

Compound Miter Saw

305 mm (12") 1,650 W Compound Miter Saw



Continuous rating Input	1,650W
Wheel diameter	305 mm (12")
Hole diameter	25.4/ 30 mm (1/ 1-3/16")
Bevel angle	45° L
Max cutting capacity	0°: 98 x 153 mm (3-7/8 x 6") 45°: 70 x 149 mm (2-3/4 x 5-7/8")
No load speed	4,000 min <sup>-1</sup>
Dimensions (L x W x H)	674 x 610 x 607 mm (26-1/2 x 24 x 23-7/8")
Net weight	16.8 kg (37 lbs.)



Carbide-tipped saw blade, Triangular rule, Elbow, Socket wrench, Dust bag

## LS1040F

Compound Miter Saw

260 mm (10-1/4") 1,650 W Compound Miter Saw with Light



Continuous rating Input	1,650W
Wheel diameter	255 - 260 mm (10/ 10-1/4")
Hole diameter	15.88/ 25/ 25.4/ 30 mm (5/8/ 1/ 1-3/16")
Bevel angle	45° L
Max cutting capacity	0°: 90.5 x 95 mm (3-9/16 x 3-3/4") 45°: 90.5 x 67 mm (3-9/16 x 2-5/8")
No load speed	4,600 min <sup>-1</sup>
Dimensions (L x W x H)	530 x 476 x 532 mm (20-7/8 x 18-3/8 x 21")
Net weight	12.6 kg (27.8 lbs.)



Socket wrench, Dust bag, Holder, Vertical vise, Triangular rule

## LS1040

Compound Miter Saw

260 mm (10-1/4") 1,650 W Compound Miter Saw



Continuous rating Input	1,650W
Wheel diameter	255 - 260 mm (10/ 10-1/4")
Hole diameter	15.88/ 25/ 25.4/ 30 mm (5/8/ 1/ 1-3/16")
Bevel angle	45° L
Max cutting capacity	0°: 90.5 x 95 mm (3-9/16 x 3-3/4") 45°: 90.5 x 67 mm (3-9/16 x 2-5/8")
No load speed	4,600 min <sup>-1</sup>
Dimensions (L x W x H)	530 x 476 x 532 mm (20-7/8 x 18-3/8 x 21")
Net weight	12.4 kg (27.3 lbs.)



Socket wrench, Dust bag, Holder, Vertical vise, Triangular rule

## LS1045

Compound Miter Saw

260 mm (10-1/4") 1,650 W Compound Miter Saw



Continuous rating Input	1,650W
Wheel diameter	255 - 260 mm (10/ 10-1/4")
Hole diameter	15.88/ 25/ 25.4/ 30 mm (5/8/ 1/ 1-3/16")
Bevel angle	45° L
Max cutting capacity	0°: 90.5 x 95 mm (3-9/16 x 3-3/4") 45°: 90.5 x 67 mm (3-9/16 x 2-5/8")
No load speed	4,600 min <sup>-1</sup>
Dimensions (L x W x H)	530 x 476 x 532 mm (20-7/8 x 18-3/4 x 21")
Net weight	19.1 kg (42 lbs.)



Carbide-tipped saw blade, Socket wrench, Dust bag, Holder set, Vise assembly, Triangular rule

## LS1440

Miter Saw

355 mm (14") 1,380 W Miter Saw



Continuous rating Input	1,380W
Max cutting capacity	0°: 122 x 152 mm (4-13/16 x 6") 45°: 122 x 115 mm (4-13/16 x 4-1/2")
Wheel diameter	355 mm (14")
Hole diameter	25, 25.4 mm (1")
No load speed	3,200 min <sup>-1</sup>
Dimensions (L x W x H)	530 x 596 x 435 mm (20-7/8 x 23-1/2 x 17-1/8")
Net weight	34.2 kg (75.4 lbs.)



Socket wrench, Vise assembly, Dust bag, Holder set

## LS1030N

Miter Saw

260 mm (10-1/4") 1,650 W Miter Saw



Continuous rating Input	1,650W
Max cutting capacity	0°: 90.5 x 95 mm (3-9/16 x 3-3/4") 45°: 90.5 x 67 mm (3-9/16 x 2-5/8")
Wheel diameter	255 - 260 mm (10")
Hole diameter	15.88, 25.0, 25.4, 30.0 mm (5/8, 1, 1-3/16")
No load speed	4,600 min <sup>-1</sup>
Dimensions (L x W x H)	530 x 476 x 532 mm (20-7/8 x 18-3/4 x 21")
Net weight	12.1 kg (26.7 lbs.)



Socket wrench, Dust bag, Triangular rule

## LH1201FL

Table Top Miter Saw

305 mm (12") 1,650W Table Top Miter Saw, Laser, LED Light



Continuous rating Input	1,650W
Wheel diameter	305 mm (12")
Hole diameter	25.4/ 30 mm (1/ 1-3/16")
Miter angle	47 / 52° L 47, 52° R
Bevel angle	45° L
Max cutting capacity	0°: 95, 62 x 200, 155 mm (3-3/4, 2-7/16 x 7-7/8, 6-1/8") 45° Miter, L/R: 62 x 135 x 95 x 110 mm (3-3/4 x 4-5/16 x 2-7/16 x 5-5/16") 0°, Table saw: 52 mm (2-1/16")
No load speed	3,800 min <sup>-1</sup>
Table size (L x W)	465 x 307 mm (18-1/4 x 12-1/8")
Dimensions (L x W x H)	610 x 535 x 692 mm (24 x 21 x 27-1/4")
Net weight	20.9 kg (46.1 lbs.)



TCT saw blade, Vertical vise, Dust bag, Rip fence, Ring, Triangular rule, Push stick, Blade cover, Socket wrench, Holder set

## LH1040F

### Table Top Miter Saw

#### 260 mm (10-1/4") 1,650 W Table Top Miter Saw with LED Light



Continuous rating Input	1,650W
Wheel diameter	255/260 mm (10/ 10-1/4")
Hole diameter	15.88/ 25.4/ 30 mm (5/8/ 1/ 1-3/16")
Max cutting capacity	0°: 93 x 95 mm (3-5/8 x 3-3/4")
	45°: 53 x 95 mm (2-1/6 x 3-3/4")
No load speed	4,800 min <sup>-1</sup>
Dimensions (L x W x H)	530 x 476 x 535 mm (20-7/8 x 18-3/4 x 21")
Net weight	14.3 kg (31.5 lbs.)



Carbide-tipped saw blade, Rip fence, Set plate, Holder, Blade cover, Push stick, Socket wrench, Triangular rule, Auxiliary plate, Dust bag

## LH1040

### Table Top Miter Saw

#### 260 mm (10-1/4") 1,650 W Table Top Miter Saw



Continuous rating Input	1,650W
Wheel diameter	255/ 260 mm (10/ 10-1/4")
Hole diameter	15.88/ 25.4/ 30 mm (5/8/ 1/ 1-3/16")
Max cutting capacity	0°: 93 x 95 mm (3-5/8 x 3-3/4")
	45°: 53 x 95 mm (2-1/6 x 3-3/4")
No load speed	4,800 min <sup>-1</sup>
Dimensions (L x W x H)	530 x 476 x 535 mm (20-7/8 x 18-3/4 x 21")
Net weight	14.3 kg (31.5 lbs.)



Carbide-tipped saw blade, Rip fence, Set plate, Holder, Blade cover, Push stick, Socket wrench, Triangular rule, Auxiliary plate, Dust bag

## LF1000

### Flip Over Saw

#### 260 mm (10-1/4") Flip Over Saw



Continuous rating Input	1,650W
Max cutting capacity	0°: 20, 68 x 155, 210 mm (13/16, 2-11/16 x 6-1/8, 8-1/4")
	45°: 50 x 150 mm (2 x 5-7/8")
Wheel diameter	260 mm (10-1/4")
Hole diameter	30/ 25.4 mm (1-3/16/ 1")
No load speed	2,700 min <sup>-1</sup>
Dimensions (L x W x H)	Miter saw: 660 x 650 x 1,220 mm (26 x 25-1/2 x 48")
	Table saw: 660 x 650 x 1,060 mm (26 x 25-1/2 x 41-3/4")
Net weight	36 kg (79.4 lbs.)



Carbide-tipped saw blade, Rip fence, Miter gauge, Push stick, Top cover assy (Top blade guard), Dust cover, Dust bag, Wrench

## 2712

### Table Saw

#### 315 mm (12-3/8") Table Saw



Max cutting capacity	0°: 85 mm (3-3/8")
	45°: 58 mm (2-1/4")
Wheel diameter	315 mm (12-3/8")
Hole diameter	30.0 mm (1-3/16")
No load speed	50 Hz: 2,950 min <sup>-1</sup>
	60 Hz: 3,400 min <sup>-1</sup>
Bevel capacity	0 - 45°
Dimensions (L x W x H)	1,670 x 700 x 810 mm (65-3/4 x 27-1/2 x 32")
Net weight	54 kg (118.9 lbs.)



Carbide-tipped saw blade, Rip fence, Miter gauge, Wrenches, Push stick, Ring

## 2704N

### Table Saw

#### 260 mm (10-1/4") 1,650 W Table Saw



Continuous rating Input	1,650W
Max cutting capacity	0°: 93 mm (3-5/8")
	45°: 64 mm (2-1/2")
Wheel diameter	260 mm (10-1/4")
No load speed	5,200 min <sup>-1</sup>
Bevel capacity	-0.5 - 50°
Dimensions (L x W x H)	715-1,095 x 753-1,066 x 483 mm (28-1/8"-43" x 29-5/8"-42" x 19")
Net weight	35.2 - 37 kg (77.6 - 81.5 lbs.)



TCT saw blade, Rip fence, Miter gauge, Sub table (back) (country-specific), Socket wrench, Hex wrench, Wrench, Push stick, Ring, Joint

## 2704

### Table Saw

#### 260 mm (10-1/4") 1,650 W Table Saw



Continuous rating Input	1,650W
Max cutting capacity	0°: 93 mm (3-5/8")
	45°: 64 mm (2-1/2")
Wheel diameter	260 mm (10-1/4")
No load speed	4,800 min <sup>-1</sup>
Bevel capacity	-0.5 - 45.5°
Dimensions (L x W x H)	665 x 766 x 344 mm (26-1/4 x 30-1/4 x 13-1/2")
Net weight	35.6 - 37.3 kg (78.5 - 82.3 lbs.)



Carbide-tipped saw blade, Rip fence, Miter gauge, Wrenches, Push stick, Ring

## MLT100N

### Table Saw

#### 260 mm (10-1/4") 1,500 W Table Saw



Continuous rating Input	1,500W
Max cutting capacity	0°: 93 mm (3-5/8") / 45°: 64 mm (2-1/2")
Wheel diameter	260 mm (10-1/4")
No load speed	4,300 min <sup>-1</sup>
Bevel capacity	0 - 45°
Max cutting width	on the right side of blade: 630 mm (24-3/4")
Table size (L x W)	Main table: 620 x 610 mm (24-3/8 x 24")
	Sub table (right extension): 620 x 150 mm (24-3/8 x 5-7/8")
	Sub table (rear extension): 610 x 70 mm (24 x 2-3/4")
	Sub table (left extension): 620 x 200 mm (24-3/8 x 7-7/8")
Dimensions (L x W x H)	726 x 984 x 473 mm (28-1/2 x 38-3/4 x 18-5/8")
Net weight	34.8 - 35.1 kg (76.7 - 77.4 lbs.)



TCT saw blade, Rip fence, Miter gauge, Push stick, Wrenches, Hex wrench, Triangular rule, Joint

## 2703

### Table Saw

#### 255 mm (10") 1,650 W Table Saw



Continuous rating Input	1,650W
Max cutting capacity	0°: 91 mm (3-9/16")
	45°: 63 mm (2-1/2")
Wheel diameter	255 mm (10")
No load speed	4,600 min <sup>-1</sup>
Dimensions (L x W x H)	560 x 686 x 308 mm (22 x 27 x 12-1/8")
Net weight	17.8 - 18.9 kg (39.2 - 41.7 lbs.)



Carbide-tipped saw blade, Rip fence, Miter gauge, Offset wrench, Wrench, Holder cap opener

# Sawing

## HS011G

Cordless Circular Saw

40V max

40Vmax XGT BL AWS Cordless 260 mm (10-1/4") / 270 mm (10-5/8") Magnesium Circular Saw, Electric Brake, Soft Start, Twin LED Light



Wheel diameter	255 - 270 mm (10 - 10-5/8")
Hole diameter	15.88 / 25 / 25.4 / 30 mm (5/8 / 1 / 1-1/16")
Max cutting capacity	0°: 94 - 101 mm (3-11/16 - 4") 45°: 65 - 71 mm (2-9/16 - 2-13/16") 60°: 45 - 51 mm (1-3/4 - 2")
No load speed	3,500 min <sup>-1</sup>
Dimensions (L x W x H)	w/ BL4020 / BL4025 / BL4040 / BL4050F or w/o Battery: 453 x 196 x 336 mm (17-7/8 x 7-3/4 x 13-1/4") w/ BL4080F: 453 x 214 x 336 mm (17-7/8 x 8-3/8 x 13-1/4")
Net weight	5.5 - 6.7 kg (12.1 - 14.8 lbs.)



TCT saw blade, Sub base, Hex wrench, Battery, Charger

## RS002G

Cordless Rear Handle Saw

40V max

40Vmax XGT BL AWS Cordless 260 mm (10-1/4") Magnesium Rear Handle Saw, Electric Brake, Soft Start



Wheel diameter	260 mm (10-1/4")
Hole diameter	15.88 / 25 / 25.4 / 30 mm (5/8 / 1 / 1-1/16")
Max cutting capacity	0°: 95 mm (3-3/4") 45°: 70 mm (2-3/4") 60°: 54.5 mm (2-1/8")
No load speed	4,000 min <sup>-1</sup>
Dimensions (L x W x H)	489 x 193 x 309 mm (19-1/4 x 7-5/8 x 12-1/8")
Net weight	5.7 - 6.3 kg (12.6 - 13.9 lbs.)



TCT saw blade, Grip, Offset wrench, Battery, Charger

## HS010G

Cordless Circular Saw

40V max

40Vmax XGT BL AWS Cordless 235 mm (9-1/4") Circular Saw, Electric Brake, Soft Start, Twin LED Light



Wheel diameter	235 mm (9-1/4")
Hole diameter	25 / 25.4 / 30 mm (1 / 1-1/16")
Max cutting capacity	0°: 85 mm (3-3/8") 45°: 61 mm (2-3/8") 60°: 41 mm (1-5/8")
No load speed	4,000 min <sup>-1</sup>
Dimensions (L x W x H)	430 x 224 x 316 mm (17 x 8-7/8 x 12-1/2")
Net weight	5.5 - 6.1 kg (12.1 - 13.4 lbs.)



TCT saw blade, Guide rule, Hex wrench, Battery, Charger

## HS009G

Cordless Circular Saw

40V max

40Vmax XGT BL AWS Cordless 235 mm (9-1/4") Magnesium Circular Saw, Electric Brake, Soft Start, Twin LED Light



Wheel diameter	235 mm (9-1/4")
Hole diameter	15.88 / 25 / 25.4 / 30 mm (5/8 / 1 / 1-1/16")
Max cutting capacity	0°: 85 mm (3-3/8") 45°: 61 mm (2-3/8") 60°: 44 mm (1-3/4")
No load speed	4,000 min <sup>-1</sup>
Dimensions (L x W x H)	413 x 196 x 316 mm (16-1/4 x 7-3/4 x 12-1/2")
Net weight	5.1 - 5.7 kg (11.2 - 12.6 lbs.)



TCT saw blade, Sub base, Hex wrench, Battery, Charger

## HS003G

Cordless Circular Saw

40V max

40Vmax XGT BL AWS ADT Cordless 190/185 mm (7-1/2" / 7-1/4") Magnesium Circular Saw, Electric Brake, Soft Start, Twin LED Light



Wheel diameter	185 - 190 mm (7-1/4 - 7-1/2")
Hole diameter	15.88 / 19 / 20 / 30 mm (5/8 / 3/4 / 13/16 / 1-3/16")
Max cutting capacity	0°: 68.5 / 66 mm (2-11/16 / 2-5/8") 45°: 47.5 / 45.5 mm (1-7/8 / 1-13/16") 56°: 35.5 / 34 mm (1-3/8 / 1-5/16")
No load speed	6,000 min <sup>-1</sup>
Dimensions (L x W x H)	w/ BL4020 / BL4025: 316 x 200 x 290 mm (12-1/2 x 7-7/8 x 11-3/8") w/ BL4040: 331 x 200 x 290 mm (13 x 7-7/8 x 11-3/8")
Net weight	4.1 - 4.4 kg (9.0 - 9.7 lbs.)



TCT saw blade, Dust nozzle, Hex wrench, Battery, Charger

## RS001G

Cordless Rear Handle Saw

40V max

40Vmax XGT BL ADT Cordless 185 mm (7-1/4") Magnesium Rear Handle Saw, Electric Brake, Soft Start



Wheel diameter	185 mm (7-1/4")
Hole diameter	15.88 / 19 / 20 / 30 mm (5/8 / 3/4 / 13/16 / 1-3/16")
Max cutting capacity	0°: 65 mm (2-9/16") 45°: 45 mm (1-3/4") 53°: 38 mm (1-1/2")
No load speed	6,400 min <sup>-1</sup>
Dimensions (L x W x H)	446 x 196 x 270 mm (17-1/2 x 7-3/4 x 10-5/8")
Net weight	5.0 - 5.6 kg (11.0 - 12.3 lbs.)



TCT saw blade, Offset wrench, Guide rule (country-specific), Battery, Charger

## HS004G

Cordless Circular Saw

40V max

40Vmax XGT BL AWS ADT Cordless 190/185 mm (7-1/2" / 7-1/4") Magnesium Circular Saw, Electric Brake, Soft Start, Twin LED Light



Wheel diameter	185 - 190 mm (7-1/4 - 7-1/2")
Hole diameter	15.88 / 19 / 20 / 30 mm (5/8 / 3/4 / 13/16 / 1-3/16")
Max cutting capacity	0°: 62.5 / 60 mm (2-7/16 / 2-3/8") 45°: 44.5 / 43 mm (1-3/4 / 1-11/16") 48°: 42 / 41 mm (1-5/8 / 1-5/8")
No load speed	6,000 min <sup>-1</sup>
Dimensions (L x W x H)	w/ BL4020 / BL4025: 322 x 210 x 290 mm (12-5/8 x 8-1/4 x 11-3/8") w/ BL4040: 337 x 210 x 290 mm (13-1/4 x 8-1/4 x 11-3/8")
Net weight	4.4 - 4.7 kg (9.7 - 10.4 lbs.)



TCT saw blade, Dust nozzle, Hex wrench, Guide rule, Battery, Charger

## HS012G

Cordless Circular Saw

40V max

40Vmax XGT BL AWS Cordless 165 mm (6-1/2") Magnesium Circular Saw, Electric Brake, Soft Start, Twin LED Light



Wheel diameter	165 mm (6-1/2")
Hole diameter	20 mm (13/16")
Max cutting capacity	0°: 57 mm (2-1/4") / 45°: 41 mm (1-5/8")
No load speed	5,200 min <sup>-1</sup>
Dimensions (L x W x H)	w/ BL4020 / BL4025: 352 x 157 x 246 mm (13-7/8 x 6-3/16 x 9-11/16") w/ BL4040: 359 x 157 x 246 mm (14-1/8 x 6-3/16 x 9-11/16") w/ BL4050F: 388 x 157 x 246 mm (15-1/4 x 6-3/16 x 9-11/16") w/ BL4080F: 406 x 157 x 246 mm (16 x 6-3/16 x 9-11/16")
Net weight	3.2 - 4.4 kg (7.1 - 9.7 lbs.)



TCT saw blade, Guide rule (country-specific), Dust nozzle, Hex wrench, Battery, Charger



## DHS900

Cordless Circular Saw

18V x2

18V X2 (36V) LXT BL AWS ADT Cordless 235 mm (9-1/4") Magnesium Circular Saw, Electric Brake, Soft Start, Twin LED Light



Wheel diameter	235 mm (9-1/4")
Hole diameter	15.88 / 25 / 25.4 / 30 mm (5/8 / 1 / 1-3/16")
Max cutting capacity	0°: 85 mm (3-3/8") 45°: 61 mm (2-3/8") 60°: 44 mm (1-3/4")
No load speed	4,500 min <sup>-1</sup>
Dimensions (L x W x H)	413 x 196 x 316 mm (16-1/4 x 7-3/4 x 12-1/2")
Net weight	5.3 - 6.0 kg (11.7 - 13.2 lbs.)

LXT BL AWS ADT XPT



Wireless unit (country-specific), TCT saw blade, Sub base, Hex wrench, Battery, Charger

## DHS901

Cordless Circular Saw

18V x2

18V X2 (36V) LXT BL AWS ADT Cordless 235 mm (9-1/4") Magnesium Circular Saw, Electric Brake, Soft Start, Twin LED Light



Wheel diameter	235 mm (9-1/4")
Hole diameter	15.88 / 25 / 25.4 / 30 mm (5/8 / 1 / 1-3/16")
Max cutting capacity	0°: 85 mm (3-3/8") 45°: 61 mm (2-3/8") 60°: 41 mm (1-5/8")
No load speed	4,500 min <sup>-1</sup>
Dimensions (L x W x H)	430 x 224 x 316 mm (17 x 8-7/8 x 12-1/2")
Net weight	5.8 - 6.4 kg (12.8 - 14.1 lbs.)

LXT BL AWS ADT XPT



Wireless unit (country-specific), TCT saw blade, Guide rule, Hex wrench, Battery, Charger

## DHS783

Cordless Circular Saw

18V x2

18V X2 (36V) LXT BL AWS ADT Cordless 190/185 mm (7-1/2" / 7-1/4") Magnesium Circular Saw, Electric Brake, Soft Start, Dual LED Light



Wheel diameter	185 / 190 mm (7-1/2" / 7-1/4")
Hole diameter	15.88 / 19 / 20 / 20.6 / 25.4 / 30 mm (5/8 / 3/4 / 13/16 / 13/16 / 1 / 1-3/16")
Max cutting capacity	0°: 62.5 / 60 mm (2-1/16" / 2-3/8") 45°: 44.5 / 43 mm (1-3/4" / 1-11/16") 48°: 42 / 41 mm (1-5/8" / 1-5/8")
No load speed	6,000 min <sup>-1</sup>
Dimensions (L x W x H)	348 x 210 x 290 mm (13-3/4 x 8-1/4 x 11-3/8")
Net weight	4.5 - 5.1 kg (9.9 - 11.3 lbs.)

LXT BL AWS ADT XPT



Wireless unit (country-specific), TCT saw blade, Dust nozzle, Hex wrench, Guide rule, Hook, Battery, Charger

## DHS781

Cordless Circular Saw

18V x2

18V X2 (36V) LXT BL AWS ADT Cordless 190/185 mm (7-1/2" / 7-1/4") Magnesium Circular Saw, Electric Brake, Soft Start, Dual LED Light



Wheel diameter	185 / 190 mm (7-1/2" / 7-1/4")
Hole diameter	15.88 / 20 / 20.6 / 30 mm (5/8 / 13/16 / 13/16 / 1-3/16")
Max cutting capacity	0°: 68.5 / 66 mm (2-11/16" / 2-5/8") 45°: 47.5 / 45.5 mm (1-7/8" / 1-13/16") 56°: 35.5 / 34 mm (1-3/8" / 1-5/16")
No load speed	6,000 min <sup>-1</sup>
Dimensions (L x W x H)	342 x 200 x 290 mm (13-1/2 x 7-7/8 x 11-3/8")
Net weight	4.2 - 4.8 kg (9.3 - 10.7 lbs.)

LXT BL AWS ADT XPT



TCT saw blade, Dust nozzle, Hex wrench, Battery, Charger

## DHS710

Cordless Circular Saw

18V x2

18V X2 (36V) LXT Li-Ion Cordless 190 / 185 mm (7-1/2" / 7-1/4") Circular Saw, Electric Brake, Soft Start



Wheel diameter	185 / 190 mm (7-1/2" / 7-1/4")
Hole diameter	15.88 / 19 / 20 / 25.4 mm (5/8 / 3/4 / 13/16 / 1")
Max cutting capacity	0°: 68.5 / 66 mm (2-11/16" / 2-5/8") 45°: 49 / 47.5 mm (1-15/16" / 1-7/8") 50°: 44 / 42.5 mm (1-3/4" / 1-11/16")
No load speed	4,800 min <sup>-1</sup>
Dimensions (L x W x H)	356 x 217 x 298 mm (14 x 8-1/2 x 11-3/4")
Net weight	3.9 - 4.6 kg (8.6 - 10.1 lbs.)

LXT



TCT saw blade, Rip fence (Guide rule), Hex wrench, Dust nozzle (country-specific), Battery, Charger

## DHS782

Cordless Circular Saw

18V x2

18V X2 (36V) LXT BL ADT Cordless 190/185 mm (7-1/2" / 7-1/4") Magnesium Circular Saw, Electric Brake, Soft Start, Dual LED Light



Wheel diameter	185 / 190 mm (7-1/2" / 7-1/4")
Hole diameter	15.88 / 19 / 20 / 20.6 / 30 mm (5/8 / 3/4 / 13/16 / 1-3/16")
Max cutting capacity	0°: 62.5 / 60 mm (2-1/16" / 2-3/8") 45°: 44.5 / 43 mm (1-3/4" / 1-11/16") 48°: 42 / 41 mm (1-5/8" / 1-5/8")
No load speed	6,000 min <sup>-1</sup>
Dimensions (L x W x H)	348 x 210 x 290 mm (13-3/4 x 8-1/4 x 11-3/8")
Net weight	4.5 - 5.1 kg (9.9 - 11.3 lbs.)

LXT BL ADT XPT



TCT saw blade, Dust nozzle, Hex wrench, Guide rule, Hook, Battery, Charger

## DHS780

Cordless Circular Saw

18V x2

18V X2 (36V) LXT BL ADT Cordless 190/185 mm (7-1/2" / 7-1/4") Magnesium Circular Saw, Electric Brake, Soft Start, Dual LED Light



Wheel diameter	185 / 190 mm (7-1/2" / 7-1/4")
Hole diameter	15.88 / 20 / 20.6 / 25.4 / 30 mm (5/8 / 13/16 / 13/16 / 1 / 1-3/16")
Max cutting capacity	0°: 68.5 / 66 mm (2-11/16" / 2-5/8") 45°: 47.5 / 45.5 mm (1-7/8" / 1-13/16") 56°: 35.5 / 34 mm (1-3/8" / 1-5/16")
No load speed	6,000 min <sup>-1</sup>
Dimensions (L x W x H)	342 x 200 x 290 mm (13-1/2 x 7-7/8 x 11-3/8")
Net weight	4.2 - 4.8 kg (9.3 - 10.7 lbs.)

LXT BL ADT XPT



TCT saw blade, Dust nozzle, Hex wrench, Battery, Charger

## DHS711

Cordless Circular Saw

18V x2

18V X2 (36V) LXT Li-Ion Cordless 190 / 185 mm (7-1/2" / 7-1/4") Circular Saw, Electric Brake, Soft Start



Wheel diameter	185 mm (7-1/4")
Hole diameter	15.88 mm (5/8")
Max cutting capacity	0°: 68.5 / 66 mm (2-11/16" / 2-5/8") 45°: 49 / 47.5 mm (1-15/16" / 1-7/8") 50°: 44 / 42.5 mm (1-3/4" / 1-11/16")
No load speed	4,800 min <sup>-1</sup>
Dimensions (L x W x H)	356 x 217 x 298 mm (14 x 8-1/2 x 11-3/4")
Net weight	3.8 - 4.5 kg (8.4 - 9.9 lbs.)

LXT



TCT saw blade, Rip fence (Guide rule), Hex wrench, Dust nozzle (country-specific), Battery, Charger

## Sawing

## DRS780

Cordless Rear Handle Saw

18V x2

## 18V X2 (36V) LXT BL ADT Cordless 185 mm (7-1/4") Magnesium Rear Handle Saw, Electric Brake, Soft Start



Wheel diameter	185 mm (7-1/4")
Hole diameter	15.88 / 19 / 20 / 20.6 / 30 mm (5/8 / 3/4 / 13/16 / 1-13/16")
Max cutting capacity	0°: 65 mm (2-9/16") 45°: 45 mm (1-3/4") 53°: 38 mm (1-1/2")
No load speed	5,100 min <sup>-1</sup>
Dimensions (L x W x H)	446 x 196 x 270 mm (17-1/2 x 7-3/4 x 10-5/8")
Net weight	5 - 5.6 kg (11.1 - 12.4 lbs.)

LXT BL ADT XPT



TCT saw blade, Offset wrench, Battery, Charger

## DHS661

Cordless Circular Saw

18V

## 18V LXT BL AWS ADT Cordless 165 mm (6-1/2") Circular Saw, Electric Brake, Soft Start, Dual LED Lights



Wheel diameter	165 mm (6-1/2")
Hole diameter	15.88 / 19 / 20 / 25.4 / 30 mm (5/8 / 3/4 / 13/16 / 1-13/16")
Max cutting capacity	0°: 57 mm (2-1/4") 45°: 41 mm (1-5/8") 50°: 37 mm (1-7/16")
No load speed	5,000 min <sup>-1</sup>
Dimensions (L x W x H)	270 x 186 x 250 mm (10-5/8 x 7-3/8 x 9-7/8")
Net weight	2.9 - 3.2 kg (6.4 - 7.1 lbs.)

LXT BL ADT AWS XPT



TCT saw blade, Hex wrench, Rip fence (Guide rule), Dust nozzle (country-specific), Battery, Charger

## DHS660

Cordless Circular Saw

18V

## 18V LXT BL ADT Cordless 165 mm (6-1/2") Circular Saw, Electric Brake, Soft Start, Dual LED Lights



Wheel diameter	165 mm (6-1/2")
Hole diameter	15.88 / 19 / 20 / 30 mm (5/8 / 3/4 / 13/16 / 1-3/16")
Max cutting capacity	0°: 57 mm (2-1/4") 45°: 41 mm (1-5/8") 50°: 37 mm (1-7/16")
No load speed	5,000 min <sup>-1</sup>
Dimensions (L x W x H)	270 x 186 x 250 mm (10-5/8 x 7-3/8 x 9-7/8")
Net weight	2.9 - 3.2 kg (6.3 - 7.0 lbs.)

LXT BL ADT XPT



TCT saw blade, Hex wrench, Rip fence (Guide rule), Dust nozzle (country-specific), Battery, Charger

## DHS680

Cordless Circular Saw

18V

## 18V LXT BL ADT Cordless 165 mm (6-1/2") Circular Saw, Electric Brake, Soft Start, Dual LED Lights



Wheel diameter	165 mm (6-1/2")
Hole diameter	15.88 / 20 / 25.4 / 30 mm (5/8 / 13/16 / 1-13/16")
Max cutting capacity	0°: 57 mm (2-1/4") 45°: 41 mm (1-5/8") 50°: 37 mm (1-7/16")
No load speed	5,000 min <sup>-1</sup>
Dimensions (L x W x H)	350 x 170 x 238 mm (13-3/4 x 6-11/16 x 9-3/8")
Net weight	3 - 3.3 kg (6.6 - 7.3 lbs.)

LXT BL ADT



Charger, Battery, TCT saw blade, Hex wrench, Rip fence (Guide rule), Dust nozzle

## DHS630

Cordless Circular Saw

18V

## 18V LXT Li-Ion Cordless 165 mm (6-1/2") Circular Saw, Electric Brake, Dual LED Light



Wheel diameter	165 mm (6-1/2")
Hole diameter	20 mm (13/16")
Max cutting capacity	0°: 66 mm (2-5/8") 45°: 46 mm (1-13/16")
No load speed	3,100 min <sup>-1</sup>
Dimensions (L x W x H)	346 x 220 x 247 mm (13-5/8 x 8-5/8 x 9-3/4")
Net weight	3 - 3.4 kg (6.6 - 7.5 lbs.)

LXT



Charger, Battery, TCT saw blade, Hex wrench, Rip fence (Guide rule), Dust nozzle (country-specific)

## DSS610

Cordless Circular Saw

18V

## 18V LXT Li-Ion Cordless 165 mm (6-1/2") Circular Saw, Electric Brake, LED Light



Wheel diameter	165 mm (6-1/2")
Hole diameter	15.88 / 20 mm (5/8 / 13/16")
Max cutting capacity	0°: 0 - 57 mm (0 - 2-1/4") 45°: 0 - 40 mm (0 - 1-9/16") 50°: 0 - 36 mm (0 - 1-7/16")
No load speed	3,700 min <sup>-1</sup>
Dimensions (L x W x H)	347 x 202 x 228 mm (13-5/8 x 8 x 9")
Net weight	3 - 3.4 kg (6.7 - 7.5 lbs.)

LXT



Charger, Battery, Carbide-tipped saw blade, Rip fence (Guide rule), Hex wrench

## DSS611

Cordless Circular Saw

18V

## 18V LXT Li-Ion Cordless 165 mm (6-1/2") Circular Saw



Wheel diameter	165 mm (6-1/2")
Hole diameter	15.88 / 20 / 25.4 / 30 mm (5/8 / 13/16 / 1-13/16")
Max cutting capacity	0°: 57 mm (2-1/4") 45°: 40 mm (1-9/16") 50°: 36 mm (1-7/16")
No load speed	3,700 min <sup>-1</sup>
Dimensions (L x W x H)	347 x 202 x 228 mm (13-5/8 x 8 x 9")
Net weight	2.9 - 3.2 kg (6.4 - 7.1 lbs.)

LXT



Charger, Battery, Carbide-tipped saw blade, Rip fence (Guide rule), Hex wrench

## DSS501

Cordless Circular Saw

18V

## 18V LXT Li-Ion Cordless 136 mm (5-3/8") Circular Saw, Electric Brake, Dual LED Lights



Wheel diameter	136 mm (5-3/8")
Hole diameter	15.88 / 20 mm (5/8 / 13/16")
Max cutting capacity	0°: 51 mm (2") 45°: 35 mm (1-3/8")
No load speed	3,600 min <sup>-1</sup>
Dimensions (L x W x H)	364 x 183 x 201 mm (14-3/8 x 7-1/4 x 7-7/8")
Net weight	2.4 - 2.7 kg (5.3 - 6 lbs.)

LXT



Charger, Battery, Carbide-tipped saw blade, Hex wrench, Rip fence (Guide rule)

# Sawing

## HS301D Cordless Circular Saw 12V max

### 12V max CXT Li-Ion Cordless 85 mm (3-3/8") Circular Saw



Wheel diameter	85 mm (3-3/8")
Hole diameter	15 / 20 mm (9/16 / 13/16")
Max cutting capacity	0°: 25.5 mm (1")
	45°: 16.5 mm (5/8")
No load speed	1,500 min <sup>-1</sup>
Dimensions (L x W x H)	313 x 170 x 155 mm
	(12-3/8 x 6-11/16 x 6-1/8")
Net weight	1.6 - 1.7 kg (3.5 - 3.8 lbs.)



Dust nozzle (country-specific), TCT saw blade, Hex wrench, Battery, Charger

## HS300D Cordless Circular Saw 10.8V

### 10.8V (12V max) Li-Ion Cordless 85 mm (3-3/8") Circular Saw



Wheel diameter	85 mm (3-3/8")
Hole diameter	15 / 20 mm (9/16 / 13/16")
Max cutting capacity	0°: 25.5 mm (1")
	45°: 16.5 mm (5/8")
No load speed	1,400 min <sup>-1</sup>
Dimensions (L x W x H)	300 x 170 x 154 mm
	(11-3/4 x 6-11/16 x 6-1/16")
Net weight	1.5 kg (3.4 lbs.)



Dust nozzle (country-specific), TCT saw blade, Hex wrench, Battery, Charger

## 5005BA Circular Saw

### 140 mm (5-1/2") 860 W Circular Saw with Electric Brake



Continuous rating Input	860W
Wheel diameter	140 mm (5-1/2")
Hole diameter	15.88 mm (5/8")
Max cutting capacity	0°: 45 mm (1-3/4")
	45°: 31 mm (1-3/16")
No load speed	8,000 min <sup>-1</sup>
Overall length	249 mm (9-13/16")
Net weight	3 kg (6.5 lbs.)



Combination saw blade, Socket wrench, Rip fence (Guide rule)

## HS6101 Circular Saw

### 165 mm (6-1/2") 1,100 W Circular Saw, Electric Brake, Dual LED Lights



Continuous rating Input	1,100W
Wheel diameter	165 mm (6-1/2")
Hole diameter	20/30 mm (13/16/ 1-3/16")
Max cutting capacity	0°: 54.5 mm (2-1/8")
	45°: 39.5 mm (1-9/16")
	50°: 35.5 mm (1-3/8")
No load speed	5,500 min <sup>-1</sup>
Dimensions (L x W x H)	297 x 246 x 246 mm
	(11-3/4 x 9-11/16 x 9-11/16")
Net weight	3.5 kg (7.7 lbs.)



Carbide-tipped saw blade, Hex wrench, Rip fence (Guide rule), Joint

## HS6100 Circular Saw

### 165 mm (6-1/2") 1,100 W Circular Saw



Continuous rating Input	1,100W
Wheel diameter	165 mm (6-1/2")
Hole diameter	20/30 mm (13/16/ 1-3/16")
Max cutting capacity	0°: 54.5 mm (2-1/8")
	45°: 39.5 mm (1-9/16")
	50°: 35.5 mm (1-3/8")
No load speed	5,500 min <sup>-1</sup>
Dimensions (L x W x H)	297 x 246 x 246 mm
	(11-3/4 x 9-11/16 x 9-11/16")
Net weight	3.5 kg (7.7 lbs.)



Carbide-tipped saw blade, Hex wrench, Rip fence (Guide rule), Dust nozzle

## HS6601 Circular Saw

### 165 mm (6-1/2") 1,050 W Circular Saw



Continuous rating Input	1,050W
Wheel diameter	165 mm (6-1/2")
Hole diameter	20/30 mm (13/16/ 1-3/16")
Max cutting capacity	0°: 54.5 mm (2-1/8")
	45°: 37.5 mm (1-1/2")
No load speed	5,200 min <sup>-1</sup>
Dimensions (L x W x H)	296 x 232 x 243 mm
	(11-5/8 x 9-1/8 x 9-9/16")
Net weight	3.4 kg (7.6 lbs.)



Dust nozzle, Rip fence (Guide rule), TCT saw blade, Hex wrench

## HS6600 Circular Saw

### 165 mm (6-1/2") 1,050 W Circular Saw



Continuous rating Input	1,050W
Wheel diameter	165 mm (6-1/2")
Hole diameter	15.88/ 20/ 25.4/ 30 mm
	(5/8/ 13/16/ 1/ 1-3/16")
Max cutting capacity	0°: 54.5 mm (2-1/8")
	45°: 37.5 mm (1-1/2")
No load speed	5,200 min <sup>-1</sup>
Dimensions (L x W x H)	296 x 230 x 243 mm (11-5/8 x 9 x 9-9/16")
Net weight	3.5 kg (7.6 lbs.)



Rip fence (Guide rule), TCT saw blade, Hex wrench

## 5800NB Circular Saw

### 180 mm (7-1/8") 900 W Circular Saw



Continuous rating Input	900W
Wheel diameter	180 mm (7-1/8")
Hole diameter	19.05/ 20 mm (3/4/ 13/16")
Max cutting capacity	0°: 64 mm (2-1/2")
	45°: 43 mm (1-11/16")
No load speed	4,500 min <sup>-1</sup>
Overall length	272 mm (10-3/4")
Net weight	3.5 kg (7.7 lbs.)



Saw blade, Socket wrench, Rip fence (Guide rule)

# Sawing

## 5007MGA Circular Saw

185 mm (7-1/4") 1,800 W Magnesium Circular Saw, Electric Brake, Dual LED Lights



Continuous rating Input	1,800W
Wheel diameter	185 mm (7-1/4")
Hole diameter	15.88/ 20/ 30 mm (5/8/ 13/16/ 1-3/16")
Max cutting capacity	0°: 63.5 mm (2-1/2")
	45°: 45 mm (1-3/4")
	56°: 35 mm (1-3/8")
No load speed	5,800 min <sup>-1</sup>
Dimensions (L x W x H)	317 x 240 x 265 mm (12-1/2 x 9-1/2 x 10-3/8")
Net weight	4.6 kg (10.1 lbs.)



Carbide-tipped saw blade, Hex wrench, Rip fence (Guide rule)

## 5007MG Circular Saw

185 mm (7-1/4") 1,800 W Magnesium Circular Saw with Dual LED Lights



Continuous rating Input	1,800W
Wheel diameter	185 mm (7-1/4")
Hole diameter	15.88/ 20/ 30 mm (5/8/ 13/16/ 1-3/16")
Max cutting capacity	0°: 63.5 mm (2-1/2")
	45°: 45 mm (1-3/4")
	56°: 35 mm (1-3/8")
No load speed	5,800 min <sup>-1</sup>
Dimensions (L x W x H)	317 x 240 x 265 mm (12-1/2 x 9-1/2 x 10-3/8")
Net weight	4.6 kg (10.1 lbs.)



Carbide-tipped saw blade, Hex wrench, Rip fence (Guide rule)

## 5007NF Circular Saw

185 mm (7-1/4") 1,800 W Circular Saw with Dual LED Lights



Continuous rating Input	1,800W
Wheel diameter	185 mm (7-1/4")
Hole diameter	15.88/ 20/ 30 mm (5/8/ 13/16/ 1-3/16")
Max cutting capacity	0°: 63.5 mm (2-1/2")
	45°: 45 mm (1-3/4")
	50°: 35 mm (1-3/8")
No load speed	5,800 min <sup>-1</sup>
Dimensions (L x W x H)	317 x 240 x 265 mm (12-1/2 x 9-1/2 x 10-3/8")
Net weight	5 kg (11 lbs.)



Carbide-tipped saw blade, Hex wrench, Rip fence (Guide rule)

## 5007N Circular Saw

185 mm (7-1/4") 1,800 W Circular Saw



Continuous rating Input	1,800W
Wheel diameter	185 mm (7-1/4")
Hole diameter	15.88/ 20/ 30 mm (5/8/ 13/16/ 1-3/16")
Max cutting capacity	0°: 63.5 mm (2-1/2")
	45°: 45 mm (1-3/4")
	50°: 35 mm (1-3/8")
No load speed	5,800 min <sup>-1</sup>
Dimensions (L x W x H)	317 x 240 x 265 mm (12-1/2 x 9-1/2 x 10-3/8")
Net weight	5 kg (11 lbs.)



Carbide-tipped saw blade, Hex wrench, Rip fence (Guide rule)

## HS7611 Circular Saw

185 mm (7-1/4") / 190 mm (7-1/2") 1,600 W Circular Saw



Continuous rating Input	1,600W
Wheel diameter	185/ 190 mm (7-1/4/ 7-1/2")
Hole diameter	15.88/ 20/ 30 mm (5/8/ 13/16/ 1-3/16")
Max cutting capacity	0°: 63/ 65 mm (2-1/2/ 2-9/16")
	45°: 44/ 45 mm (1-3/4/ 1-3/4")
No load speed	5,500 min <sup>-1</sup>
Dimensions (L x W x H)	311 x 240 x 261 mm (12-1/4 x 9-1/2 x 10-1/4")
Net weight	3.9 kg (8.7 lbs.)



TCT saw blade, Rip fence (Guide rule), Hex wrench, Dust nozzle (country-specific)

## HS7610 Circular Saw

185 mm (7-1/4") / 190 mm (7-1/2") 1,600 W Circular Saw




Continuous rating Input	1,600W
Wheel diameter	185/ 190 mm (7-1/4/ 7-1/2")
Hole diameter	15.88/ 19/ 20/ 25.4/ 30 mm (5/8/ 3/4/ 13/16/ 1/ 1-3/16")
Max cutting capacity	0°: 63/ 65 mm (2-1/2/ 2-9/16")
	45°: 44/ 45 mm (1-3/4/ 1-3/4")
No load speed	5,500 min <sup>-1</sup>
Dimensions (L x W x H)	311 x 242 x 261 mm (12-1/4 x 9-1/2 x 10-1/4")
Net weight	3.9 kg (8.7 lbs.)



TCT saw blade, Rip fence (Guide rule), Hex wrench, Dust nozzle (country-specific)

## HS7010 Circular Saw

185 mm (7-1/4") / 190 mm (7-1/2") 1,600 W Circular Saw



Continuous rating Input	1,600W
Wheel diameter	185 - 190 mm (7-1/4 - 7-1/2")
Hole diameter	15.88/ 20/ 30 mm (5/8/ 13/16/ 1-3/16")
Max cutting capacity	0°: 65/ 67 mm (2-9/16/ 2-5/8")
	45°: 44/ 45 mm (1-3/4/ 1-3/4")
No load speed	5,500 min <sup>-1</sup>
Dimensions (L x W x H)	300 x 240 x 261 mm (11-3/4 x 9-1/2 x 10-1/4")
Net weight	4 kg (8.9 lbs.)



TCT saw blade, Rip fence (Guide rule), Hex wrench, Dust nozzle (country-specific)

## 5007NB Circular Saw

185 mm (7-1/4") 1,400 W Circular Saw



Continuous rating Input	1,400W
Wheel diameter	185 mm (7-1/4")
Hole diameter	15.88/ 20 mm (5/8/ 13/16")
Max cutting capacity	0°: 60 mm (2-3/8")
	45°: 46 mm (1-3/4")
No load speed	5,800 min <sup>-1</sup>
Overall length	295 mm (11-5/8")
Net weight	4.8 kg (10.5 lbs.)



Carbide-tipped saw blade, Wrench, Rip fence (Guide rule)

# Sawing

## 5377MG

### Hypoid Saw

#### 185 mm (7-1/4") Magnesium Hypoid Saw



Wheel diameter	185 mm (7-1/4")
Hole diameter	15.88/ 19/ 20.6 mm (5/8/ 3/4/ 13/16")
Max cutting capacity	0°: 60 mm (2-3/8")
	45°: 44 mm (1-3/4")
	50°: 40 mm (1-9/16")
No load speed	4,500 min <sup>-1</sup>
Dimensions (L x W x H)	450 x 183 x 254 mm (17-3/4 x 7-1/4 x 10")
Net weight	6 kg (13.1 lbs.)

Carbide-tipped saw blade, Hex wrench

## 5477NB

### Hypoid Saw

#### 185 mm (7-1/4") Hypoid Saw



Wheel diameter	185 mm (7-1/4")
Hole diameter	15.88/ 20.6 mm (5/8/ 13/16")
Max cutting capacity	0°: 60 mm (2-3/8")
	45°: 44 mm (1-3/4")
	50°: 40 mm (1-9/16")
No load speed	4,500 min <sup>-1</sup>
Dimensions (L x W x H)	442 x 183 x 254 mm (17-3/8 x 7-1/4 x 10")
Net weight	6.3 kg (13.9 lbs.)



Carbide-tipped saw blade, Hex wrench

## HS7000

### Circular Saw

#### 185 mm (7-1/4") 1,200 W Circular Saw



Continuous rating Input	1,200W
Wheel diameter	185 mm (7-1/4")
Hole diameter	20/ 30 mm (13/16/ 1-3/16")
Max cutting capacity	0°: 65 mm (2-9/16")
	45°: 43 mm (1-11/16")
No load speed	5,200 min <sup>-1</sup>
Dimensions (L x W x H)	298 x 230 x 255 mm
	(11-11/16 x 9-1/16 x 10")
Net weight	3.8 kg (8.4 lbs.)



TCT saw blade, Rip fence (Guide rule), Hex wrench

## HS7600

### Circular Saw

#### 185 mm (7-1/4") 1,200 W Circular Saw



Continuous rating Input	1,200W
Wheel diameter	185 mm (7-1/4")
Hole diameter	15.88/ 19/ 20/ 25.4/ 30 mm
	(5/8/ 3/4/ 13/16/ 1/ 1-3/16")
Max cutting capacity	0°: 64 mm (2-1/2")
	45°: 42 mm (1-5/8")
No load speed	5,200 min <sup>-1</sup>
Dimensions (L x W x H)	309 x 234 x 255 mm (12-1/8 x 9-1/4 x 10")
Net weight	3.8 kg (8.3 lbs.)



TCT saw blade, Rip fence (Guide rule), Hex wrench

## 5806B

### Circular Saw

#### 185 mm (7-1/4") 1,050 W Circular Saw



Continuous rating Input	1,050W
Wheel diameter	185 mm (7-1/4")
Hole diameter	15.88/ 19.05/ 20/ 25.4 mm
	(5/8/ 3/4/ 13/16/ 1")
Max cutting capacity	0°: 66 mm (2-5/8")
	45°: 44 mm (1-11/16")
No load speed	5,200 min <sup>-1</sup>
Overall length	282 mm (11-1/8")
Net weight	3.5 kg (7.6 lbs.)



Carbide-tipped saw blade, Hex wrench, Rip fence (Guide rule)

## HS7101

### Circular Saw

#### 190 mm (7-1/2") 1,400 W Circular Saw, Electric Brake, Dual LED Lights



Continuous rating Input	1,400W
Wheel diameter	190 mm (7-1/2")
Hole diameter	20/ 30 mm (13/16/ 1-3/16")
Max cutting capacity	0°: 67 mm (2-5/8")
	45°: 48.5 mm (1-15/16")
	50°: 43.5 mm (1-11/16")
No load speed	5,500 min <sup>-1</sup>
Dimensions (L x W x H)	310 x 246 x 258 mm
	(12-1/4 x 9-11/16 x 10-1/8")
Net weight	3.8 kg (8.4 lbs.)



Carbide-tipped saw blade, Hex wrench, Rip fence (Guide rule), Dust nozzle

## HS7100

### Circular Saw

#### 190 mm (7-1/2") 1,400 W Circular Saw



Continuous rating Input	1,400W
Wheel diameter	190 mm (7-1/2")
Hole diameter	20/ 30 mm (13/16/ 1-3/16")
Max cutting capacity	0°: 67 mm (2-5/8")
	45°: 48.5 mm (1-15/16")
	50°: 43.5 mm (1-11/16")
No load speed	5,500 min <sup>-1</sup>
Dimensions (L x W x H)	310 x 246 x 258 mm
	(12-1/4 x 9-11/16 x 10-1/8")
Net weight	3.7 kg (8.2 lbs.)



Carbide-tipped saw blade, Hex wrench, Rip fence (Guide rule), Dust nozzle

## HS7601

### Circular Saw

#### 190 mm (7-1/2") 1,200 W Circular Saw



Continuous rating Input	1,200W
Wheel diameter	190 mm (7-1/2")
Hole diameter	15.88/ 20/ 30 mm (5/8/ 13/16/ 1-3/16")
Max cutting capacity	0°: 66 mm (2-5/8")
	45°: 46 mm (1-13/16")
No load speed	5,200 min <sup>-1</sup>
Dimensions (L x W x H)	309 x 232 x 255 mm (12-1/8 x 9-1/8 x 10")
Net weight	3.8 kg (8.4 lbs.)



TCT saw blade, Hex wrench, Dust nozzle, Rip fence (Guide rule)

# Sawing

## 5008MGA

Circular Saw

210 mm (8-1/4") 1,800 W Magnesium Circular Saw, Electric Brake, Dual LED Lights



Continuous rating Input	1,800W
Wheel diameter	210 mm (8-1/4")
Hole diameter	0": 75.5 mm (3")
Max cutting capacity	45°: 57 mm (2-1/4")
	50°: 51.5 mm (2")
No load speed	5,200 min <sup>-1</sup>
Dimensions (L x W x H)	332 x 243 x 277 mm (13-1/8 x 9-9/16 x 10-7/8")
Net weight	4.8 kg (10.6 lbs.)



TCT saw blade, Hex wrench, Rip fence (Guide rule), Dust nozzle (country-specific)

## 5008MG

Circular Saw

210 mm (8-1/4") 1,800 W Magnesium Circular Saw with Dual LED Lights



Continuous rating Input	1,800W
Wheel diameter	210 mm (8-1/4")
Hole diameter	15.88/ 20/ 25/ 25.4/ 30 mm (5/8/ 13/16/ 1/ 1-3/16")
Max cutting capacity	0°: 75.5 mm (3")
	45°: 57 mm (2-1/4")
	50°: 51.5 mm (2")
No load speed	5,200 min <sup>-1</sup>
Dimensions (L x W x H)	332 x 243 x 277 mm (13-1/8 x 9-9/16 x 10-7/8")
Net weight	4.8 kg (10.6 lbs.)



TCT saw blade, Hex wrench, Rip fence (Guide rule), Dust nozzle (country-specific)

## 5903R

Circular Saw

235 mm (9-1/4") 2,000 W Circular Saw, Electric Brake, Soft Start



Continuous rating Input	2,000W
Wheel diameter	210 - 235 mm (9-1/4")
Hole diameter	25/ 25.4/ 30 mm (1/ 1-3/16")
Max cutting capacity	0°: 85 mm (3-11/32")
	45°: 64 mm (2-1/2")
No load speed	4,500 min <sup>-1</sup>
Overall length	400 mm (15-3/4")
Net weight	7.2 kg (15.9 lbs.)



Carbide-tipped saw blade, Hex wrench, Rip fence (Guide rule)

## 5902B

Circular Saw

235 mm (9-1/4") 2,000 W Circular Saw



Continuous rating Input	2,000W
Wheel diameter	235 mm (9-1/4")
Hole diameter	25/ 25.4/ 30 mm (1/ 1-3/16")
Max cutting capacity	0°: 85 mm (3-3/8")
	45°: 60 mm (2-3/8")
	50°: 53 mm (2-1/16")
No load speed	4,100 min <sup>-1</sup>
Overall length	380 mm (15")
Net weight	6.9 kg (15.1 lbs.)



Carbide-tipped saw blade, Wrench, Rip fence (Guide rule)

## N5900B

Circular Saw

235 mm (9-1/4") 2,000 W Circular Saw



Continuous rating Input	2,000W
Wheel diameter	235 mm (9-1/4")
Hole diameter	25 mm (1")
Max cutting capacity	0°: 85 mm (3-3/8")
	45°: 60 mm (2-3/8")
	50°: 53 mm (2-1/16")
No load speed	4,100 min <sup>-1</sup>
Overall length	380 mm (15")
Net weight	6.8 kg (14.8 lbs.)



Carbide-tipped saw blade, Rip fence (Guide rule), Wrench

## 5104S

Circular Saw

260 mm (10-1/4") / 270 mm (10-5/8") 2,100 W SJS Circular Saw, Electric Brake, Soft Start



Continuous rating Input	2,100W
Wheel diameter	270 mm (10-5/8")
Hole diameter	30 mm (1-3/16")
Max cutting capacity	0°: 95/ 100 mm (3-3/4/ 3-15/16")
	45°: 69/ 73 mm (2-3/4/ 2-7/8")
No load speed	3,800 min <sup>-1</sup>
Dimensions (L x W x H)	405 x 315 x 323 mm (16 x 12-3/8 x 12-3/4")
Net weight	8.2 kg (18.2 lbs.)



Carbide-tipped saw blade, Hex wrench, Rip fence (Guide rule)

## 5104

Circular Saw

260 mm (10-1/4") / 270 mm (10-5/8") 2,100 W SJS Circular Saw, Electric Brake



Continuous rating Input	1,700W
Wheel diameter	260 - 270 mm (10-1/4 - 10-5/8")
Hole diameter	15.88/ 25.4 mm (5/8/ 1")
Max cutting capacity	0°: 95/ 100 mm (3-3/4/ 3-15/16")
	45°: 69/ 73 mm (2-3/4/ 2-7/8")
No load speed	3,800 min <sup>-1</sup>
Dimensions (L x W x H)	405 x 315 x 323 mm (16 x 12-3/8 x 12-3/4")
Net weight	8.2 kg (18.2 lbs.)



Carbide-tipped saw blade, Hex wrench, Rip fence (Guide rule)

## 5103R

Circular Saw

270 mm (10-5/8") 2,100 W SJS Circular Saw, Electric Brake, Soft Start



Continuous rating Input	2,100W
Wheel diameter	270 mm (10-5/8")
Hole diameter	25.4/ 30 mm (1/ 1-3/16")
Max cutting capacity	0°: 100 mm (3-15/16")
	45°: 73 mm (2-7/8")
No load speed	3,800 min <sup>-1</sup>
Overall length	442 mm (17-3/8")
Net weight	9.3 kg (20.6 lbs.)



Carbide-tipped saw blade, Hex wrench, Rip fence (Guide rule)

# Sawing

## HS0600 Circular Saw

260 mm (10-1/4") / 270 mm (10-5/8") 2,000 W Circular Saw



Continuous rating Input	2,000W
Wheel diameter	255 - 270 mm (10 - 10-5/8")
Hole diameter	15.88/ 25.4/ 30 mm (5/8/ 1/ 1-3/16")
Max cutting capacity	0°: 97/ 101 mm (3-13/16/ 4")
	45°: 68/ 71 mm (2-11/16/ 2-13/16")
	50°: 61/ 63 mm (2-3/8/ 2-1/2")
No load speed	4,300 min <sup>-1</sup>
Dimensions (L x W x H)	418 x 273 x 324 mm
	(16-1/2 x 10-3/4 x 12-3/4")
Net weight	6.9 kg (15.2 lbs.)



TCT saw blade, Dust nozzle (country-specific), Rip fence (Guide rule), Hex wrench, Wrench holder

## 5103N Circular Saw

335 mm (13-1/8") 1,750 W Circular Saw



Continuous rating Input	1,750W
Wheel diameter	335 mm (13-1/8")
Hole diameter	25/ 25.4 mm (1")
Max cutting capacity	0°: 128 mm (5")
	45°: 91 mm (3-5/8")
No load speed	2,900 min <sup>-1</sup>
Overall length	505 mm (19-7/8")
Net weight	8.9 kg (19.6 lbs.)

Combination saw blade, Wrench, Hex wrench, Rip fence (Guide rule)

## 5143R Circular Saw

355 mm (14") 2,200 W SJS Circular Saw, Electric Brake, Soft Start



Continuous rating Input	2,200W
Wheel diameter	355 mm (14")
Hole diameter	25.4/ 30 mm (1/ 1-3/16")
Max cutting capacity	0°: 130 mm (5-1/8")
	45°: 90 mm (3-1/2")
No load speed	2,700 min <sup>-1</sup>
Overall length	607 mm (23-7/8")
Net weight	12.5 kg (27.6 lbs.)



Carbide-tipped saw blade, Hex wrench, Rip fence (Guide rule)

## 5402 Circular Saw

415 mm (16-5/16") Circular Saw



Continuous rating Input	1,450W
Wheel diameter	415 mm (16-5/16")
Hole diameter	25/ 25.4 mm (1")
Max cutting capacity	0°: 157 mm (6-3/8")
	45°: 106 mm (4-3/16")
No load speed	2,200 min <sup>-1</sup>
Overall length	615 mm (24-1/4")
Net weight	12.9 kg (28.4 lbs.)

Combination saw blade, Wrench, Hex wrench, Rip fence (Guide rule)

## 5402NA Circular Saw

415 mm (16-5/16") 1,650 W Circular Saw, Electric Brake



Continuous rating Input	1,650W
Wheel diameter	415 mm (16-5/16")
Hole diameter	25/ 25.4 mm (1")
Max cutting capacity	0°: 158 mm (6-1/4")
	45°: 106 mm (4-3/16")
No load speed	2,200 min <sup>-1</sup>
Overall length	616 mm (24-1/4")
Net weight	12.5 kg (27.6 lbs.)



Carbide-tipped saw blade, Hex wrench, Rip fence (Guide rule)

## 5057KB Circular Saw with Dust Collection

185 mm (7-1/4") 1,400 W Circular Saw with Dust Collection



Continuous rating Input	1,400W
Wheel diameter	185 mm (7-1/4")
Hole diameter	15.88/ 20/ 30 mm (5/8/ 13/16/ 1-3/16")
Max cutting capacity	0°: 60 mm (2-3/8")
	45°: 30 mm (1-1/8")
No load speed	5,800 min <sup>-1</sup>
Overall length	354 mm (14")
Net weight	5.1 kg (11.2 lbs.)



Carbide-tipped saw blade, Rip fence (Guide rule), Wrench

## SP001G Cordless Plunge Cut Saw

40V max

40Vmax XGT BL Cordless 165 mm (6-1/2") Plunge Cut Saw



Wheel diameter	165 mm (6-1/2")
Hole diameter	20 mm (13/16")
Bevel capacity	-1 - 48°
Max cutting capacity	0°: 56 mm (2-3/16")
	45°: 40 mm (1-9/16")
	48°: 38 mm (1-1/2")
No load speed	2,500 - 4,900 min <sup>-1</sup>
Dimensions (L x W x H)	w/ BL4020 / BL4025: 360 x 221 x 271 mm (14-1/8 x 8-3/4 x 10-5/8")
	w/ BL4040: 375 x 221 x 271 mm (14-3/4 x 8-3/4 x 10-5/8")
	w/ BL4050F: 394 x 221 x 271 mm (15-1/2 x 8-3/4 x 10-5/8")
Net weight	4.4 - 5.0 kg (9.7 - 11.0 lbs.)



TCT saw blade, Hex wrench, Wireless unit (country-specific), Battery, Charger

## DSP601 Cordless Plunge Cut Saw

18V x2

18V X2 (36V) LXT BL Cordless 165 mm (6-1/2") Plunge Cut Saw



Wheel diameter	165 mm (6-1/2")
Hole diameter	20 mm (13/16")
Bevel capacity	-1 - 48°
Max cutting capacity	0°: 56 mm (2-3/16")
	45°: 40 mm (1-9/16")
	48°: 38 mm (1-1/2")
No load speed	2,500 - 6,300 min <sup>-1</sup>
Dimensions (L x W x H)	346 x 241 x 272 mm
	(13-5/8 x 9-1/2 x 10-3/4")
Net weight	4.4 - 5.1 kg (9.8 - 11.2 lbs.)



TCT saw blade, Hex wrench, Wireless unit (country-specific), Battery, Charger

# Sawing

## DSP600

Cordless Plunge Cut Saw

18V x2

18V X2 (36V) LXT BL Cordless 165 mm (6-1/2") Plunge Cut Saw



Wheel diameter	165 mm (6-1/2")
Hole diameter	20 mm (13/16")
Bevel capacity	-1 - 48°
Max cutting capacity	0°: 56 mm (2-3/16") 45°: 40 mm (1-9/16") 48°: 38 mm (1-1/2")
No load speed	2,500 - 6,300 min <sup>-1</sup>
Dimensions (L x W x H)	346 x 241 x 272 mm (13-5/8 x 9-1/2 x 10-3/4")
Net weight	4.4 - 5.1 kg (9.8 - 11.2 lbs.)



TCT saw blade, Hex wrench, Battery, Charger

## SP6000

Plunge Cut Circular Saw

165 mm (6-1/2") 1,300 W Plunge Cut Circular Saw



Continuous rating Input	1,300W
Wheel diameter	165 mm (6-1/2")
Blade diameter	165 mm (6-1/2")
Hole diameter	20 mm (13/16")
Max cutting capacity	0°: 56 mm (2-3/16") 45°: 40 mm (1-9/16") 48°: 38 mm (1-1/2")
No load speed	2,200 - 6,400 min <sup>-1</sup>
Dimensions (L x W x H)	341 x 225 x 250 mm (13-3/8 x 8-7/8 x 9-7/8")
Net weight	4.1 kg (9 lbs.)



Carbide-tipped saw blade, Hex wrench

## LB1200F

Band Saw

305 mm (12") 900 W Band Saw



Continuous rating Input	900W
Blade length	2,240 mm (88")
Capacity	Thickness of cut: 165 mm (6-1/2") Throat: 305 mm (12")
Blade speed	High: (50Hz) 800 (60Hz) 1,000 m/min (50Hz) 2,624 (60Hz) 3,280 ft/min Low: (50Hz) 400 (60Hz) 500 m/min (50Hz) 1,312 (60Hz) 1,640 ft/min
Dimensions (L x W x H)	615 x 775 x 1,600 mm (24-1/4 x 30-1/2 x 63")
Net weight	82 kg (181.2 lbs.)



Band saw blade, Rip fence, Miter gauge, Push stick, Nozzle, Hex wrench, Band saw stand



## JV002G

Cordless Jig Saw

40V max

40Vmax XGT BL Cordless Top Handle Jig Saw, 3 Orbital Settings plus Straight Cutting, Twin LED Lights

new



Capacity	Wood: 135 mm (5-5/16") Mild steel: 10 mm (3/8") Aluminum: 20 mm (13/16")
Stroke length	26 mm (1")
Strokes per minute (SPM)	0 - 3,500
Bevel range	0 - 45°
Dimensions (L x W x H)	w/ BL4025: 272 x 84 x 208 mm (10-3/4 x 3-5/16 x 8-3/16")
Net weight	2.7 - 3.0 kg (6.0 - 6.6 lbs.)



Jig saw blade set, Dust nozzle (country-specific), Hex wrench, Cover plate, Kerf board

## JV001G

Cordless Jig Saw

40V max

40Vmax XGT BL Cordless Barrel Handle Jig Saw, 3 Orbital Settings plus Straight Cutting, Twin LED Lights



Capacity	Wood: 135 mm (5-5/16") Mild steel: 10 mm (3/8") Aluminum: 20 mm (13/16")
Stroke length	26 mm (1")
Strokes per minute (SPM)	800 - 3,500
Bevel range	0 - 45°
Dimensions (L x W x H)	w/ BL4020 / BL4025: 283 x 84 x 189 mm (11-1/8 x 3-5/16 x 7-7/16") w/ BL4040: 298 x 84 x 189 mm (11-3/4 x 3-5/16 x 7-7/16")
Net weight	2.6 - 2.9 kg (5.7 - 6.4 lbs.)



Jig saw blade set, Cover plate, Dust nozzle (country-specific), Hex wrench, Kerf board, Battery, Charger

## DJV182

Cordless Jig Saw

18V

18V LXT BL Brushless Cordless Top Handle Jig Saw, 3 Orbital Settings Plus Straight Cutting, Twin LED Lights



Capacity	Wood: 135 mm (5-5/16") Steel: 10 mm (3/8")
Stroke length	26 mm (1")
Strokes per minute (SPM)	800 - 3,500
Bevel range	0 - 45°
Dimensions (L x W x H)	266 x 77 x 208 mm (10-1/2 x 3 x 8-3/16")
Net weight	2.4 - 2.7 kg (5.2 - 5.9 lbs.)



Charger, Battery, Jig saw blade set, Cover plate, Dust nozzle (country-specific), Anti-splintering device, Hex wrench

## DJV181

Cordless Jig Saw

18V

18V LXT BL Brushless Cordless Barrel Handle Jig Saw, 3 Orbital Settings Plus Straight Cutting, Twin LED Lights



Capacity	Wood: 135 mm (5-5/16") Steel: 10 mm (3/8")
Stroke length	26 mm (1")
Strokes per minute (SPM)	800 - 3,500
Bevel range	0 - 45°
Dimensions (L x W x H)	298 x 77 x 189 mm (11-3/4 x 3 x 7-7/16")
Net weight	2.3 - 2.6 kg (5 - 5.7 lbs.)



Charger, Battery, Jig saw blade set, Cover plate, Dust nozzle (country-specific), Anti-splintering device, Hex wrench



# Sawing

## DJV180 Cordless Jig Saw 18V

18V LXT Li-Ion Cordless Top Handle Jig Saw, 3 Orbital Settings Plus Straight Cutting, LED Light



Capacity	Wood: 135 mm (5-5/16") Steel: 10 mm (3/8")
Stroke length	26 mm (1")
Strokes per minute (SPM)	0 - 2,600
Bevel range	0 - 45°
Dimensions (L x W x H)	257 x 73 x 208 mm (10-1/8 x 2-7/8 x 8-3/16")
Net weight	2.7 - 3 kg (6 - 6.7 lbs.)

LXT



Charger, Battery, Jig saw blade (country-specific), Cover plate, Anti-splintering device, Hex wrench

## DJV185 Cordless Jig Saw 18V

18V LXT BL Cordless Barrel Handle Jig Saw, 3 Orbital Settings plus Straight Cutting, LED Light



Capacity	Wood: 135 mm (5-5/16") Mild steel: 10 mm (3/8") Aluminum: 20 mm (13/16")
Stroke length	23 mm (7/8")
Strokes per minute (SPM)	800 - 3,000
Bevel range	0 - 45°
Dimensions (L x W x H)	w/ BL1860B: 259 x 77 x 183 mm (10-1/4 x 3 x 7-1/4")
Net weight	2.0 - 2.3 kg (4.4 - 5.1 lbs.)

LXT BL SOFT XPT



Jig saw blade, Hex wrench, Cover plate, Dust nozzle, Dust cover, Battery, Charger

## DJV184 Cordless Jig Saw 18V

18V LXT BL Cordless Top Handle Jig Saw, 3 Orbital Settings plus Straight Cutting, LED Light



Capacity	Wood: 135 mm (5-5/16") Mild steel: 10 mm (3/8") Aluminum: 20 mm (25/32")
Stroke length	23 mm (7/8")
Strokes per minute (SPM)	0 - 3,000
Bevel range	0 - 45°
Dimensions (L x W x H)	259 x 77 x 205 mm (10-1/4 x 3 x 8-1/8")
Net weight	2.1 - 2.4 kg (4.6 - 5.3 lbs.)

LXT BL SOFT XPT



Jig saw blade (country-specific), Hex wrench, Cover plate, Dust nozzle (country-specific), Dust cover (country-specific), Battery, Charger

## JV103D Cordless Jig Saw 12V max

12V max CXT BL Brushless Cordless Top Handle Jig Saw, 3 Orbital Settings Plus Straight Cutting, LED Light



Max cutting capacity at 0°	Wood / Aluminum / Mild Steel: 90 / 20 / 10 mm (3-1/2 / 13/16 / 3/8")
Stroke length	23 mm (7/8")
Strokes per minute (SPM)	800 - 3,000
Bevel range	0 - 45°
Dimensions (L x W x H)	237 x 76 x 206 mm (9-3/8 x 3 x 8-1/8")
Net weight	1.9 - 2 kg (4.1 - 4.4 lbs.)

CXT BL SOFT



Jig saw blade, Hex wrench, Cover plate (country-specific), Dust nozzle (country-specific), Dust cover (country-specific), Battery, Charger

## JV102D Cordless Jig Saw 12V max

12V max CXT BL Brushless Cordless Barrel Handle Jig Saw, 3 Orbital Settings Plus Straight Cutting, LED Light



Max cutting capacity at 0°	Wood / Aluminum / Mild Steel: 90 / 20 / 10 mm (3-1/2 / 13/16 / 3/8")
Stroke length	23 mm (7/8")
Strokes per minute (SPM)	800 - 3,000
Bevel range	0 - 45°
Dimensions (L x W x H)	237 x 76 x 186 mm (9-3/8 x 3 x 7-3/8")
Net weight	1.8 - 1.9 kg (3.9 - 4.2 lbs.)

CXT BL SOFT



Jig saw blade, Hex wrench, Cover plate (country-specific), Dust nozzle (country-specific), Dust cover (country-specific), Battery, Charger

## JV101D Cordless Jig Saw 12V max

12V max CXT Li-Ion Cordless Top Handle Jig Saw



Max cutting capacity at 0°	Wood / Aluminum / Mild Steel: 65 / 4 / 2 mm (2-9/16 / 5/32 / 1/16")
Stroke length	18 mm (11/16")
Strokes per minute (SPM)	800 - 2,900
Bevel range	0 - 45°
Dimensions (L x W x H)	236 x 76 x 196 mm (9-1/8 x 3 x 7-3/4")
Net weight	1.8 - 1.9 kg (3.9 - 4.3 lbs.)

CXT



Jig saw blade, Hex wrench, Guide rule (country-specific), Battery, Charger

## JV183D Cordless Jig Saw 18V

18V Li-Ion Cordless Top Handle Jig Saw, 3 Orbital Settings Plus Straight Cutting, G-Battery



Capacity	Wood: 65 mm (2-9/16") Steel: 6 mm (1/4")
Stroke length	18 mm (11/16")
Strokes per minute (SPM)	0 - 2,900
Bevel range	0 - 45°
Dimensions (L x W x H)	248 x 76 x 196 mm (9-3/4 x 3 x 7-3/4")
Net weight	2 kg (4.4 lbs.)



Charger, Battery, Jig saw blade, Hex wrench

## 4350FT Jig Saw

720 W Top Handle Jig Saw, 3 Orbital Settings Plus Straight Cutting, LED Light



Continuous rating Input	720W
Capacity	Wood: 135 mm (5-5/16") Steel: 10 mm (3/8")
Stroke length	26 mm (1")
Strokes per minute (SPM)	800 - 2,800
Bevel range	0 - 45°
Dimensions (L x W x H)	236 x 73 x 207 mm (9-1/4 x 2-7/8 x 8-1/8")
Net weight	2.7 kg (5.8 lbs.)



Jig saw blade (country-specific), Hex wrench, Cover plate, Anti-splintering device

# Sawing

## 4350CT

Jig Saw

720 W Top Handle Jig Saw, 3 Orbital Settings Plus Straight Cutting



Continuous rating Input	720W
Capacity	Wood: 135 mm (5-5/16") Steel: 10 mm (3/8")
Stroke length	26 mm (1")
Strokes per minute (SPM)	800 - 2,800
Bevel range	0 - 45°
Dimensions (L x W x H)	236 x 73 x 207 mm (9-1/4 x 2-7/8 x 8-1/8")
Net weight	2.7 kg (5.8 lbs.)



Jig saw blade (country-specific), Hex wrench, Cover plate, Anti-splintering device

## 4351FCT

Jig Saw

720 W Barrel Handle Jig Saw, 3 Orbital Settings Plus Straight Cutting, LED Light



Continuous rating Input	720W
Capacity	Wood: 135 mm (5-5/16") Steel: 10 mm (3/8")
Stroke length	26 mm (1")
Strokes per minute (SPM)	800 - 2,800
Bevel range	0 - 45°
Dimensions (L x W x H)	271 x 73 x 187 mm (10-11/16 x 2-7/8 x 7-3/8")
Net weight	2.6 kg (5.7 lbs.)



Jig saw blade set (No. B-10, BR-13, B-22; 2 each), Hex wrench, Cover plate, Anti-splintering device

## 4351CT

Jig Saw

720 W Barrel Handle Jig Saw, 3 Orbital Settings Plus Straight Cutting



Continuous rating Input	720W
Capacity	Wood: 135 mm (5-5/16") Steel: 10 mm (3/8")
Stroke length	26 mm (1")
Strokes per minute (SPM)	800 - 2,800
Bevel range	0 - 45°
Dimensions (L x W x H)	271 x 73 x 187 mm (10-11/16 x 2-7/8 x 7-3/8")
Net weight	2.6 kg (5.7 lbs.)



Jig saw blade set (No. B-10, BR-13, B-22; 2 each), Hex wrench, Cover plate, Anti-splintering device

## 4350T

Jig Saw

580 W Top Handle Jig Saw, 3 Orbital Settings Plus Straight Cutting



Continuous rating Input	580W
Capacity	Wood: 135 mm (5-5/16") Steel: 10 mm (3/8")
Stroke length	26 mm (1")
Strokes per minute (SPM)	2,800
Bevel range	0 - 45°
Dimensions (L x W x H)	236 x 73 x 207 mm (9-1/4 x 2-7/8 x 8-1/8")
Net weight	2.7 kg (5.8 lbs.)



Jig saw blade (country-specific), Hex wrench, Cover plate, Anti-splintering device

## 4351T

Jig Saw

580 W Barrel Handle Jig Saw, 3 Orbital Settings Plus Straight Cutting



Continuous rating Input	580W
Capacity	Wood: 135 mm (5-5/16") Steel: 10 mm (3/8")
Stroke length	26 mm (1")
Strokes per minute (SPM)	2,800
Bevel range	0 - 45°
Dimensions (L x W x H)	271 x 73 x 187 mm (10-11/16 x 2-7/8 x 7-3/8")
Net weight	2.6 kg (5.7 lbs.)



Jig saw blade (country-specific), Hex wrench, Cover plate, Anti-splintering device

## JV0600

Jig Saw

650 W Top Handle Jig Saw, 3 Orbital Settings Plus Straight Cutting



Continuous rating Input	650W
Capacity	Wood: 90 mm (3-1/2") Steel: 10 mm (3/8")
Stroke length	23 mm (7/8")
Strokes per minute (SPM)	500 - 3,100
Bevel range	0 - 45°
Dimensions (L x W x H)	236 x 77 x 199 mm (9-1/4 x 3 x 7-7/8")
Net weight	2.4 kg (5.3 lbs.)



Jig saw blade, Hex wrench

## 4329

Jig Saw

450 W Top Handle Jig Saw, 3 Orbital Settings Plus Straight Cutting, Aluminum Die-Cast Base



Continuous rating Input	450W
Max cutting capacity at 0°	Wood: 65 mm (2-9/16") Steel: 6 mm (1/4")
Stroke length	18 mm (11/16")
Strokes per minute (SPM)	500 - 3,100
Bevel range	0 - 45°
Dimensions (L x W x H)	223 x 77 x 197 mm (8-3/4 x 3 x 7-3/4")
Net weight	1.9 kg (4.2 lbs.)



Jig saw blade, Hex wrench

## 4328

Jig Saw

450 W Top Handle Jig Saw, 3 Orbital Settings Plus Straight Cutting, Steel Plate Base



Continuous rating Input	450W
Max cutting capacity at 0°	Wood: 65 mm (2-9/16") Steel: 6 mm (1/4")
Stroke length	18 mm (11/16")
Strokes per minute (SPM)	500 - 3,100
Bevel range	0 - 45°
Dimensions (L x W x H)	217 x 77 x 199 mm (8-1/2 x 3 x 7-3/4")
Net weight	1.8 kg (4 lbs.)



Jig saw blade, Hex wrench

# Sawing

4327

Jig Saw

450 W Top Handle Jig Saw



Continuous rating Input	450W
Capacity	Wood: 65 mm (2-9/16") Steel: 6 mm (1/4")
Stroke length	18 mm (11/16")
Strokes per minute (SPM)	500 - 3,100
Bevel range	0 - 45°
Dimensions (L x W x H)	224 x 77 x 197 mm (8-7/8 x 3 x 7-3/4")
Net weight	1.9 kg (4.2 lbs.)



Jig saw blade, Hex wrench

4326

Jig Saw

450 W Top Handle Jig Saw



Continuous rating Input	450W
Capacity	Wood: 65 mm (2-9/16") Steel: 6 mm (1/4")
Stroke length	18 mm (11/16")
Strokes per minute (SPM)	3,100
Bevel range	0 - 45°
Dimensions (L x W x H)	224 x 77 x 197 mm (8-7/8 x 3 x 7-3/4")
Net weight	1.9 kg (4.2 lbs.)



Jig saw blade, Hex wrench

4300BV

Jig Saw

390 W Variable Speed Jig Saw



Continuous rating Input	390W
Capacity	Wood: 55 mm (2-1/8") Steel: 6 mm (1/4")
Stroke length	26 mm (1")
Strokes per minute (SPM)	0 - 3,100
Bevel range	0 - 45°
Overall length	225 mm (8-7/8")
Net weight	2.5 kg (5.5 lbs.)



Jig saw blade set, Rip fence (Guide rule), Circular guide, Hex wrench



Sawing

JR002G

Cordless Recipro Saw

40V max

40Vmax XGT BL AVT Cordless Recipro Saw



Stroke length	32 mm (1-1/4")
Strokes per minute (SPM)	0 - 3,000
Capacity	Wood: 255 mm (10") Pipe: 130 mm (5-1/8")
Dimensions (L x W x H)	w/ BL4020 / BL4025: 436 x 97 x 250 mm (17-1/8 x 3-13/16 x 9-7/8") w/ BL4040: 451 x 97 x 256 mm (17-3/4 x 3-13/16 x 10-1/8") w/ BL4050F: 470 x 97 x 277 mm (18-1/2 x 3-13/16 x 10-7/8") w/ BL4080F: 471 x 97 x 296 mm (18-1/2 x 3-13/16 x 11-5/8")
Net weight	4.6 - 5.8 kg (10.1 - 12.8 lbs.)



Recipro saw blades, Battery, Charger

JR001G

Cordless Recipro Saw

40V max

40Vmax XGT BL Brushless Cordless Recipro Saw



Stroke length	32 mm (1-1/4")
Strokes per minute (SPM)	High / Low: 0 - 3,000 / 0 - 2,300
Capacity	Wood: 255 mm (10") Pipe: 130 mm (5-1/8")
Dimensions (L x W x H)	w/ BL4020 / BL4025: 457 x 88 x 233 mm (18 x 3-1/2 x 9-1/8") w/ BL4040: 472 x 88 x 239 mm (18-5/8 x 3-1/2 x 9-3/8")
Net weight	4.2 - 4.5 kg (9.3 - 9.9 lbs.)



Recipro saw blades, Charger, Battery

DJR360

Cordless Recipro Saw

18V x2

18V X2 (36V) LXT BL Brushless Cordless Recipro Saw



Stroke length	32 mm (1-1/4")
Strokes per minute (SPM)	High / Low: 0 - 3,000 / 0 - 2,300
Capacity	Wood: 255 mm (10") Pipe: 130 mm (5-1/8")
Dimensions (L x W x H)	449 x 116 x 243 mm (17-3/4 x 4-9/16 x 9-9/16")
Net weight	4 - 4.7 kg (8.9 - 10.3 lbs.)



Recipro saw blades, Charger, Battery

DJR187

Cordless Recipro Saw

18V

18V LXT BL Brushless Cordless Recipro Saw



Stroke length	32 mm (1-1/4")
Strokes per minute (SPM)	High / Low: 0 - 3,000 / 0 - 2,300
Capacity	Wood: 255 mm (10") Pipe: 130 mm (5-1/8")
Dimensions (L x W x H)	439 x 83 x 231 mm (17-1/4 x 3-1/4 x 9-1/8")
Net weight	3.4 - 3.8 kg (7.6 - 8.3 lbs.)



Recipro saw blades, Charger, Battery

## Sawing

## DJR189

Cordless Recipro Saw

18V

## 18V LXT BL Cordless Recipro Saw



Stroke length	22 mm (7/8")
Strokes per minute (SPM)	0 - 3,100
Capacity	Wood: 255 mm (10") Pipe: 130 mm (5-1/8")
Dimensions (L x W x H)	w/ BL1815N / BL1820B: 393 x 81 x 179 mm (15-1/2 x 3-3/16 x 7") w/ BL1830B / BL1840B / BL1850B / BL1860B: 410 x 81 x 182 mm (16-1/8 x 3-3/16 x 7-1/8")
Net weight	2.2 - 2.5 kg (4.9 - 5.5 lbs.)

LXT BL XPT



Recipro saw blade set (country-specific), Battery, Charger

## DJR188

Cordless Recipro Saw

18V

## 18V LXT BL Brushless Cordless Recipro Saw



Stroke length	20 mm (13/16")
Strokes per minute (SPM)	0 - 3,000
Capacity	Wood: 255 mm (10") Pipe: 130 mm (5-1/8")
Dimensions (L x W x H)	w/ BL1815N / BL1820B: 316 x 81 x 203 mm (12-1/2 x 3-3/16 x 8") w/ BL1830B / BL1840B / BL1850B / BL1860B: 316 x 81 x 220 mm (12-1/2 x 3-3/16 x 8-5/8")
Net weight	2.6 - 2.9 kg (5.7 - 6.4 lbs.)

LXT BL XPT



Recipro saw blades, Battery, Charger

## DJR186

Cordless Recipro Saw

18V

## 18V LXT Li-Ion Cordless Recipro Saw



Stroke length	32 mm (1-1/4")
Strokes per minute (SPM)	0 - 2,800
Capacity	Wood: 255 mm (10") Pipe: 130 mm (5-1/8")
Dimensions (L x W x H)	486 x 81 x 223 mm (19-1/8 x 3-3/16 x 8-3/4")
Net weight	3.5 - 3.8 kg (7.6 - 8.3 lbs.)

LXT XPT



Recipro saw blades, Charger, Battery

## DJR183

Cordless Recipro Saw

18V

## 18V LXT Li-Ion Cordless Compact Recipro Saw



Stroke length	13 mm (1/2")
Strokes per minute (SPM)	0 - 3,000
Capacity	Wood: 50 mm (2") Pipe: 50 mm (2")
Dimensions (L x W x H)	w/ BL1815N / BL1820B: 392 x 81 x 209 mm (15-1/2 x 3-3/16 x 8-1/4") w/ BL1830B / BL1840B / BL1850B / BL1860B: 398 x 81 x 220 mm (15-5/8 x 3-3/16 x 8-5/8")
Net weight	1.5 - 1.7 kg (3.3 - 3.8 lbs.)

LXT



Tool less blade change

Charger, Battery, Recipro saw blades

## DJR185

Cordless Recipro Saw

18V

## 18V LXT Li-Ion Cordless Compact Recipro Saw



Stroke length	13 mm (1/2")
Strokes per minute (SPM)	0 - 3,000
Capacity	Wood: 50 mm (2") Pipe: 50 mm (2")
Dimensions (L x W x H)	w/ BL1815N / BL1820B: 392 x 81 x 209 mm (15-1/2 x 3-3/16 x 8-1/4") w/ BL1830B / BL1840B / BL1850B / BL1860B: 398 x 81 x 220 mm (15-5/8 x 3-3/16 x 8-5/8")
Net weight	1.5 - 1.8 kg (3.4 - 4.1 lbs.)

LXT



Charger, Battery, Recipro saw blades

## JR103D

Cordless Recipro Saw

12V max

## 12V max CXT Li-Ion Cordless Recipro Saw



Stroke length	13 mm (1/2")
Strokes per minute (SPM)	0 - 3,000
Capacity	Wood: 50 mm (2") Pipe: 50 mm (2")
Dimensions (L x W x H)	w/ BL1016 / BL1021B: 376 x 66 x 186 mm (186 x 2-5/8 x 7-3/8mm) w/ BL1041B: 386 x 66 x 200 mm (15-1/4 x 2-5/8 x 7-7/8")
Net weight	1.3 - 1.5 kg (2.9 - 3.3 lbs.)

CXT



Tool less blade change

Battery, Charger, Recipro saw blades, Hex wrench

## JR105D

Cordless Recipro Saw

12V max

## 12V max CXT Li-Ion Cordless Recipro Saw



Stroke length	13 mm (1/2")
Strokes per minute (SPM)	0 - 3,300
Capacity	Wood: 50 mm (2") Pipe: 50 mm (2")
Dimensions (L x W x H)	w/ BL1016 / BL1021B: 376 x 66 x 186 mm (186 x 2-5/8 x 7-3/8mm) w/ BL1041B: 386 x 66 x 200 mm (15-1/4 x 2-5/8 x 7-7/8")
Net weight	1.3 - 1.5 kg (2.9 - 3.2 lbs.)

CXT



Battery, Charger, Recipro saw blades, Hex wrench

## JR3070CT

Recipro Saw

## 1,510 W AVT Recipro Saw



Continuous rating Input	1,510W
Stroke length	32 mm (1-1/4")
Strokes per minute (SPM)	0 - 2,800
Capacity	Wood: 255 mm (10") Pipe: 130 mm (5-1/8")
Overall length	485 mm (19-1/8")
Net weight	4.6 kg (10 lbs.)

AVT



Recipro saw blades

# Sawing

## JR3061T

### Recipro Saw

#### 1,250 W Recipro Saw



Continuous rating Input	1,250W
Stroke length	32 mm (1-1/4")
Strokes per minute (SPM)	0 - 3,000
Capacity	Pipe: 130 mm (5-1/8") Wood: 255 mm (10")
Dimensions (L x W x H)	487 x 95 x 177 mm (19-3/16 x 3-3/4 x 7")
Net weight	3.8 kg (8.4 lbs.)



Recipro saw blades

## JR3051T

### Recipro Saw

#### 1,200 W Recipro Saw



Continuous rating Input	1,200W
Stroke length	30 mm (1-3/16")
Strokes per minute (SPM)	0 - 3,000
Capacity	Pipe: 130 mm (5-1/8") Wood: 255 mm (10")
Dimensions (L x W x H)	447 x 97 x 176 mm (17-5/8 x 3-13/16 x 6-15/16")
Net weight	3.2 - 3.3 kg (7.1 - 7.3 lbs.)



Recipro saw blades

## JR1000FT

### Recipro Saw

#### 340 W Recipro Saw



Continuous rating Input	340W
Stroke length	14 mm (9/16")
Strokes per minute (SPM)	0 - 4,800
Capacity	Pipe: 25.4 mm (1") Wood: 55 mm (2-3/16")
Dimensions (L x W x H)	345 x 65 x 96 mm (13-5/8 x 2-9/16 x 3-3/4")
Net weight	1.6 kg (3.5 lbs.)



Jig saw blade set, Hex wrench

## DSD180

### Cordless Drywall Saw

18V

#### 18V LXT Li-Ion Cordless Drywall Saw



Strokes per minute (SPM)	0 - 6,000
Stroke length	6 mm (1/4")
Capacity	Drywall: 30 mm (1-3/16") Wood: 15 mm (9/16")
Dimensions (L x W x H)	263 x 79 x 291 mm (10-3/8 x 3-1/8 x 11-3/8")
Net weight	1.7 - 2 kg (3.8 - 4.5 lbs.)

LXT



Blade, Blade cover, Base cover, Hex wrench, Battery, Charger

## SD100D

### Cordless Drywall Saw

12V max

#### 12V max CXT Li-Ion Cordless Drywall Saw



Strokes per minute (SPM)	0 - 6,000
Stroke length	6 mm (1/4")
Capacity	Drywall: 30 mm (1-3/16") Wood: 15 mm (9/16")
Dimensions (L x W x H)	239 x 79 x 266 mm (9-3/8 x 3-1/8 x 10-1/2")
Net weight	1.4 - 1.6 kg (3.2 - 3.5 lbs.)

CXT



Blade, Blade cover, Base cover, Hex wrench, Battery, Charger

## SJ401

### Scroll Saw

#### 406 mm (16") 50 W Variable Speed Scroll Saw



Continuous rating Input	50W
Capacity	Thickness of cut: 50 mm (2") Throat: 406 mm (16")
Stroke length	18 mm (11/16")
Strokes per minute (SPM)	400 - 1,600
Overall length	600 mm (23-5/8")
Net weight	14 kg (30.87 lbs.)



Saw blade x6, Hex wrench, Blade change rod



# Sawing

## DTM52

Cordless Multi Tool

18V

### 18V LXT BL AVT Cordless Toolless Multi Tool



Oscillations per minute (OPM)	10,000 - 20,000
Oscillation angle	Left / Right / Total: 1.8° / 1.8° / 3.6°
Dimensions (L x W x H)	w/ BL1815N / BL1820B: 305 x 95 x 125 mm (12 x 3-3/4 x 4-7/8") w/ BL1830B / BL1840B / BL1850B / BL1860B: 322 x 95 x 126 mm (12-5/8 x 3-3/4 x 5")
Net weight	1.7 - 2.0 kg (3.7 - 4.4 lbs.)

**LXT BL AVT XPT**



Oscillating multi tool accessories, Dust attachment (country-specific), Tool box (country-specific), Battery, Charger

## DTM51

Cordless Multi Tool

18V

### 18V LXT Li-Ion Cordless Toolless Multi Tool



Oscillations per minute (OPM)	6,000 - 20,000
Oscillation angle	Left / Right / Total: 1.6° / 1.6° / 3.2°
Dimensions (L x W x H)	340 x 80 x 122 mm (13-3/8 x 3-1/8 x 4-13/16")
Net weight	2 - 2.4 kg (4.4 - 5.3 lbs.)

**LXT**



Oscillating multi tool accessories, Dust attachment (country-specific), Tool box (country-specific), Battery, Charger

## DTM50

Cordless Multi Tool

18V

### 18V LXT Li-Ion Cordless Multi Tool



Oscillations per minute (OPM)	6,000 - 20,000
Dimensions (L x W x H)	307 x 80 x 122 mm (12-1/4 x 3-1/8 x 4-13/16")
Net weight	1.8 - 2.2 kg (3.9 - 4.8 lbs.)

**LXT**



Charger, Battery, Oscillating multi tool accessories, Hex wrench

## TM30D

Cordless Multi Tool

12V max

### 12V max CXT Li-Ion Cordless Multi Tool



Oscillations per minute (OPM)	6,000 - 20,000
Oscillation angle	Left / Right / Total: 1.6° / 1.6° / 3.2°
Dimensions (L x W x H)	277 x 65 x 98 mm (10-7/8 x 2-9/16 x 3-7/8")
Net weight	1.1 - 1.3 kg (2.3 - 2.9 lbs.)

**CXT**



Oscillating multi tool accessories, Dust attachment (country-specific), Tool box (country-specific), Hex wrench, Battery, Charger

## TM3010C

Multi Tool

### 320 W Toolless Multi Tool



Continuous rating Input	320W
Strokes per minute (SPM)	6,000 - 20,000
Dimensions (L x W x H)	283 x 68 x 87 mm (11-1/8 x 2-11/16 x 3-7/16")
Net weight	1.6 - 1.7 kg (3.7 - 3.9 lbs.)



Oscillating multi tool accessories

## TM3000C

Multi Tool

### 320 W Multi Tool



Continuous rating Input	320W
Strokes per minute (SPM)	6,000 - 20,000
Dimensions (L x W x H)	275 x 64 x 92 mm (10-7/8 x 2-1/2 x 3-5/8")
Net weight	1.4 - 1.5 kg (3.2 - 3.3 lbs.)



Oscillating multi tool accessories, Hex wrench



# PRODUCTS

## Milling/Planing



-  Double Insulation
-  Variable Speed
-  Brake
-  Anti-restart function
-  Constant Speed
-  Soft Start
-  Dust Collection
-  Built-in Job Light
-  Carrying Case
-  Wooden Carrying Case


## Milling/Planing

## DPJ180

Cordless Plate Joiner

18V

## 18V LXT Li-Ion Cordless Plate Joiner



Wheel diameter	100 mm (4")
Hole diameter	22 mm (7/8")
No load speed (RPM)	6,500
Dimensions (L x W x H)	351 x 139 x 149 mm (13-3/4 x 5-1/2 x 5-7/8")
Net weight	2.8 - 3.1 kg (6.2 - 6.8 lbs.)

LXT



Charger, Battery, Cutter blade, Angle guide, Lock nut wrench, Set plate, Dust bag

## PJ7000

Plate Joiner

## 701 W Plate Joiner



Continuous rating Input	701W
Blade diameter	100 mm (4")
Wheel diameter	100 mm (4")
Hole diameter	22 mm (7/8")
No load speed (RPM)	11,000
Dimensions (L x W x H)	302 x 139 x 145 mm (11-7/8 x 5-1/2 x 5-3/4")
Net weight	2.8 kg (6.2 lbs.)



Cutter blade, Angle guide, Dust bag, Set plate, Lock nut wrench

## KP001G

Cordless Planer

40V max

## 40Vmax XGT BL AWS Cordless 82mm (3-1/4") Planer



Blade size	82 mm (3-1/4")
Planing width	82 mm (3-1/4")
Planing depth	4 mm (5/32")
Shiplapping	25 mm (1")
Number of chamfering grooves	3
Number of blades	2
No load speed (RPM)	15,000
Dimensions (L x W x H)	w/ BL4020 / BL4025: 379 x 156 x 166 mm (14-7/8 x 6-1/8 x 6-1/2") w/ BL4040: 385 x 156 x 166 mm (15-1/8 x 6-1/8 x 6-1/2") w/ BL4050F: 405 x 156 x 175 mm (16 x 6-1/8 x 6-7/8") w/ BL4080F: 424 x 156 x 175 mm (16-3/4 x 6-1/8 x 6-7/8")
Net weight	3.7 - 4.9 kg (8.2 - 10.8 lbs.)

XGT BL AWS XPT



Planer blade, Blade gauge, Guide rule, Depth guide, Socket wrench, Sharpening holder assembly (country-specific), Wireless unit (country-specific), Battery, Charger

## DKP181

Cordless Planer

18V

## 18V LXT BL AWS ADT Cordless 82 mm (3-1/4") Planer



Planing width	82 mm (3-1/4")
Planing depth	3 mm (1/8")
Shiplapping	25 mm (1")
No load speed (RPM)	12,000
Dimensions (L x W x H)	w/ BL1830B / BL1840B / BL1850B / BL1860B: 366 x 156 x 166 mm (14-3/8 x 6-1/8 x 6-1/2")
Net weight	3.3 - 3.6 kg (7.3 - 7.9 lbs.)

LXT BL ADT AWS



Planer blade, Blade gauge, Guide rule, Depth guide, Socket wrench, Sharpening holder assembly (for resharpenable blade), Wireless unit (country-specific), Battery, Charger

## DKP180

Cordless Planer

18V

## 18V LXT Li-Ion Cordless 82 mm (3-1/4") Planer



Planing width	82 mm (3-1/4")
Planing depth	2.0 mm (5/64")
Shiplapping	9 mm (11/32")
No load speed (RPM)	15,000
Dimensions (L x W x H)	w/ BL1830B / BL1840B / BL1850B / BL1860B: 333 x 157 x 160 mm (13-1/8 x 6-3/16 x 6-5/16")
Net weight	3.2 - 3.5 kg (7.1 - 7.9 lbs.)

LXT



Planer blade, Blade gauge, Guide rule, Socket wrench, Dust nozzle

## 1805N

Power Planer

## 155 mm (6-1/8") 1,140 W Power Planer



Continuous rating Input	1,140W
Planing width	155 mm (6-1/8")
Planing depth	2 mm (1/16")
No load speed (RPM)	15,000
Overall length	445 mm (17-1/2")
Net weight	7.9 kg (17.3 lbs.)



Sharpening holder assembly, Blade gauge, Socket wrench, Planer blade

## 1804N

Power Planer

## 136 mm (5-3/8") 960 W Power Planer



Continuous rating Input	960W
Planing width	136 mm (5-3/8")
Planing depth	3 mm (1/8")
No load speed (RPM)	16,000
Overall length	445 mm (17-1/2")
Net weight	7.9 kg (17.4 lbs.)



Sharpening holder assembly, Blade gauge, Socket wrench, Planer blade

## 1911B

Power Planer

## 110 mm (4-3/8") 840 W Power Planer



Continuous rating Input	840W
Planing width	110 mm (4-3/8")
Planing depth	2 mm (1/16")
No load speed (RPM)	16,000
Overall length	355 mm (14")
Net weight	4.1 kg (9.1 lbs.)



Sharpening holder assembly, Blade gauge, Socket wrench, Planer blade



# Milling/Planing

## KP0810C

Power Planer

82 mm (3-1/4") 1,050 W Power Planer



Continuous rating Input	1,050W
Planing width	82 mm (3-1/4")
Planing depth	4 mm (5/32")
Shiplapping	25 mm (1")
No load speed (RPM)	12,000
Dimensions (L x W x H)	290 x 168 x 176 mm (11-3/8 x 6-5/8 x 6-15/16")
Net weight	3.4 kg (7.5 lbs.)



Blade gauge, Depth guide, Guide rule, Planer blade, Socket wrench

## KP0810

Power Planer

82 mm (3-1/4") 850 W Power Planer



Continuous rating Input	850W
Planing width	82 mm (3-1/4")
Planing depth	4 mm (5/32")
Shiplapping	25 mm (1")
No load speed (RPM)	16,000
Dimensions (L x W x H)	290 x 168 x 176 mm (11-3/8 x 6-5/8 x 6-15/16")
Net weight	3.3 kg (7.3 lbs.)



Blade gauge, Depth guide, Guide rule, Planer blade, Socket wrench

## 1100

Power Planer

82 mm (3-1/4") 750 W Power Planer



Continuous rating Input	750W
Planing width	82 mm (3-1/4")
Planing depth	3 mm (1/8")
Shiplapping	20 mm (3/4")
No load speed (RPM)	18,000
Overall length	415 mm (16-3/8")
Net weight	5.1 kg (11.2 lbs.)



Sharpening holder assembly, Blade gauge, Socket wrench, Planer blade, Guide rule

## KP0800

Power Planer

82 mm (3-1/4") 620 W Planer



Continuous rating Input	620W
Planing width	82 mm (3-1/4")
Planing depth	2.5 mm (3/32")
Shiplapping	9 mm (11/32")
No load speed (RPM)	17,000
Dimensions (L x W x H)	285 x 158 x 158 mm (11-1/4 x 6-1/4 x 6-1/4")
Net weight	2.8 kg (6.2 lbs.)



Planer blade, Blade gauge, Guide rule, Socket wrench, Dust nozzle

## 1600

Power Planer

80 mm (3-1/8") 750 W Power Planer



Continuous rating Input	750W
Planing width	80 mm (3-1/8")
Planing depth	3 mm (1/8")
No load speed (RPM)	16,000
Overall length	375 mm (14-3/4")
Net weight	5.3 kg (11.8 lbs.)



Sharpening holder assembly, Triangular rule, Socket wrench, Planer blade

## KP312S

Planer

312 mm (12-1/4") 2,200 W Planer



Continuous rating Input	2,200W
Planing Width	312 mm (12-1/4")
Cutting depth	Cutting width 0-150 mm: 3.5 mm (1/8") Cutting width 150-240 mm: 2.0 mm (1/16") Cutting width 240-312 mm: 1.5 mm (1/16")
No load speed (RPM)	12,000
Overall length	551 mm (21-3/4")
Net weight	18.4 kg (40.6 lbs.)



Triangular rule, Nozzle, Joint, Wrench

## KP312

Planer

312 mm (12-1/4") 1,700 W Planer



Continuous rating Input	1,700W
Planing Width	312 mm (12-1/4")
Cutting depth	Cutting width 0-150 mm: 3.5 mm (1/8") Cutting width 150-240 mm: 2.0 mm (1/16") Cutting width 240-312 mm: 1.5 mm (1/16")
No load speed (RPM)	12,000
Overall length	551 mm (21-3/4")
Net weight	18.4 kg (40.6 lbs.)



Triangular rule, Wrench

## 2012NB

Planer

304 mm (12") 1,650 W Planer



Continuous rating Input	1,650W
Planing Width	304 mm (12")
Cutting depth	Cutting width 0-150 mm: 3 mm (1/8") Cutting width 150-240 mm: 1.5 mm (1/16")
Feed rate/min.	8.5 m (27.9 ft)
Table size (L x W)	771 x 304 mm (30-3/8 x 12")
No load speed (RPM)	8,500
Dimensions (L x W x H)	483 x 771 x 401 mm (19 x 30-3/8 x 15-13/16")
Net weight	27.1 - 27.6 kg (59.7 - 60.9 lbs.)



Socket wrench, Hex wrench, Magnetic holder

# Milling/Planing

## PC5000C

Concrete Planer

125 mm (5") 1,400 W Concrete Planer



Continuous rating Input	1,400W
Wheel diameter	125 mm (5")
Hole diameter	22.23 mm (7/8")
No load speed (RPM)	10,000
Dimensions (L x W x H)	437 x 235 x 195 mm (17-1/8 x 9-1/4 x 7-5/8")
Net weight	4 kg (8.9 lbs.)



Offset diamond wheel, Lock nut wrench, Hex wrench, Dust bag, Brush set

## PC5001C

Concrete Planer

125 mm (5") 1,400 W Concrete Planer



Continuous rating Input	1,400W
Wheel diameter	125 mm (5")
Hole diameter	22.23 mm (7/8")
No load speed (RPM)	10,000
Dimensions (L x W x H)	479 x 182 x 195 mm (18-13/16 x 7-1/8 x 7-5/8")
Net weight	4 kg (8.9 lbs.)



Offset diamond wheel, Lock nut wrench, Hex wrench, Dust bag, Brush set

## PC5010C

Concrete Planer

125 mm (5") 1,400 W SJS II Variable Speed Concrete Planer



Continuous rating Input	1,400W
Wheel diameter	125 mm (5")
Hole diameter	22.23 mm (7/8")
No load speed (RPM)	4,000 - 9,000
Dimensions (L x W x H)	350 x 231 x 179 mm (13-3/4 x 9-1/8 x 7")
Net weight	2.5 - 3.6 kg (5.5 - 7.9 lbs.)



Offset diamond wheel, Lock nut wrench

## 1002BA

Curved Planer

110 mm (4-3/8") 1,050 W Curved Planer



Continuous rating Input	1,050W
Planing width	110 mm (4-3/8")
Planing depth	4 mm (5/32")
Max curved radial cuts	Concave: 300 mm (11-13/16")
No load speed (RPM)	15,000
Overall length	339 mm (13-5/16")
Net weight	5.2 kg (11.4 lbs.)



Sharpening holder assembly, Blade gauge, Socket wrench, Planer blade

## 3501N

Groove Cutter

120 mm (4-3/4") 1,160 W Groove Cutter



Continuous rating Input	1,160W
Max cutter blade size	Diameter x Width: 120 x 36 mm (4-3/4 x 1-3/8")
Max cutting depth	Cutter / Cutter: 30 mm (1-1/8") / 65 mm (2-1/2")
No load speed (RPM)	6,500
Overall length	365 mm (14-3/8")
Net weight	7.2 kg (15.8 lbs.)



Shipping scale, Rip fence (Guide rule), Dressing stone, Wrench x2, Saw blade, Screwdriver, Cutter blade

## DCO181

Cordless Cut-Out Tool

18V

18V LXT BL AWS Cordless 6.35 mm (1/4") Cut-Out Tool



Collet capacity	3, 6 mm or 1/8, 1/4"
No load speed (RPM)	32,000
Circumference of grip portion	210 mm (8-1/4")
Dimensions (L x W x H)	w/ BL1815N / BL1820B: 293 x 79 x 117 mm (11-1/2 x 3-1/8 x 4-5/8") w/ BL1830B / BL1840B / BL1850B / BL1860B: 311 x 79 x 117 mm (12-1/4 x 3-1/8 x 4-5/8")
Net weight	1.4 - 1.7 kg (3.1 - 3.7 lbs.)



Drywall guide bit, Collet cone, Dust collection cover, Wrench, Battery, Charger

## DCO180

Cordless Cut-Out Tool

18V

18V LXT Li-Ion Cordless 6.35 mm (1/4") Cut-Out Tool



Collet capacity	3.18, 6.35 mm or 1/8, 1/4"
No load speed (RPM)	30,000
Dimensions (L x W x H)	296 x 77 x 118 mm (11-5/8 x 3 x 4-5/8")
Net weight	1.5 - 1.8 kg (3.3 - 4 lbs.)



Diamond wheel, Collet nut, Collet cone, Collet sleeve, Wrench, Wrench holder

## 3706

Cut-out Tool

6.35 mm (1/4") 550 W Cut-Out Tool



Continuous rating Input	550W
Collet capacity	3.18, 6.35 mm or 1/8, 1/4"
No load speed (RPM)	32,000
Overall height	250 mm (9-7/8")
Net weight	1.1 kg (2.4 lbs.)



Drywall guide bit, Collet nut, Collet cone, Collet sleeve, Wrench, Wrench holder

# Milling/Planing

## RT001G Cordless Trimmer 40V max

**40Vmax XGT BL AWS Cordless 6 / - / 8 / - mm (- / 1/4 / - / 3/8") Variable Speed Trimmer with Twin LED Lights**



Collet size	6/ N/A/ 8/ N/A mm (N/A/ 1/4/ N/A/ 3/8")
No load speed	10,000-31,000 min <sup>-1</sup>
Plunge capacity	w/ Trimmer base: 0 - 40 mm (0 - 1-9/16") w/ Plunge base: 0 - 35 mm (0 - 1-3/8")
Dimensions (L x W x H)	Plastic type, w/ BL4020 / BL4025: 126 x 90 x 245 mm (5 x 3-1/2 x 9-5/8") Plastic type, w/ BL4040: 141 x 90 x 251 mm (5-9/16 x 3-1/2 x 9-7/8") Aluminum type, w/ BL4020 / BL4025: 126 x 89 x 245 mm (5 x 3-1/2 x 9-5/8") Aluminum type, w/ BL4040: 141 x 89 x 251 mm (4-7/8 x 3-1/2 x 9-7/8")
Net weight	2.2 - 2.5 kg (4.9 - 5.5 lbs.)

**XGT BL AWS XPT**



Collet cone, Trimmer base assembly, Straight guide, Templet guide (country-specific), Wrench, Trimmer guide (country-specific), Dust nozzle, Tilt base assembly (country-specific), Offset base assembly (country-specific), Plunge base assembly (country-specific), Battery, Charger

## DRT50 Cordless Trimmer 18V

**18V LXT BL Brushless Cordless 6 / - / 8 / - mm (- / 1/4 / - / 3/8") Variable Speed Trimmer with Dual LED Lights**



Collet size	6/ N/A/ 8/ N/A mm (N/A/ 1/4/ N/A/ 3/8")
Base inner	30 mm (1-3/16")
No load speed	10,000-30,000 min <sup>-1</sup>
Plunge capacity	w/ Trimmer base: 0 - 40 mm (0 - 1-9/16") w/ Plunge base: 0 - 35 mm (0 - 1-3/8")
Dimensions (L x W x H)	w/ BL1815N / BL1820B: 134 x 89 x 208 mm (5-1/4 x 3-1/2 x 8-1/8") w/ BL1830B / BL1840B / BL1850B / BL1860B: 134 x 89 x 226 mm (5-1/4 x 3-1/2 x 8-7/8")
Net weight	1.8 - 2.1 kg (3.9 - 4.6 lbs.)

**LXT BL**



Collet cone, Trimmer base assembly, Straight guide assembly, Templet guide, Wrench x2, Trimmer guide, Battery, Charger

## RT0700C Trimmer

**6 / - / 8 / - mm (- / 1/4 / - / 3/8") 710 W Variable Speed Trimmer**



Continuous rating Input	710W
Collet size	6/ N/A/ 8/ N/A mm (N/A/ 1/4/ N/A/ 3/8")
Base inner	30 mm (1-3/16")
No load speed (RPM)	10,000 - 30,000
Dimensions (L x W x H)	89 x 89 x 200 mm (3-1/2 x 3-1/2 x 7-7/8")
Net weight	1.8 - 2.7 kg (3.9 - 6 lbs.)



Collet cone, Trimmer base assembly, Straight guide assembly, Templet guide, Wrench x2, Dust nozzle (country-specific), Tilt base assembly (country-specific), Plunge base assembly (country-specific), Offset base assembly (country-specific)

## 3711 Trimmer

**6 / - mm (- / 1/4") 530 W Fixed Base Trimmer**



Continuous rating Input	530W
Collet size	6/ N/A mm (N/A/ 1/4")
Base inner	35 mm (1-3/8")
No load speed (RPM)	32,000
Plunge capacity	0 - 42 mm (0 - 1-5/8")
Dimensions (L x W x H)	82 x 90 x 211 mm (3-1/4 x 3-1/2 x 8-5/16")
Net weight	1.5 kg (3.3 lbs.)



Collet cone, Trimmer guide, Straight guide assembly, Templet guide, Straight bit, Chip deflector, Wrench

## DRT52 Cordless Trimmer 18V

**18V LXT BL Brushless Cordless 6 / - mm (- / 1/4") Trimmer**

**new**



Collet size	6/ N/A mm (N/A/ 1/4")
No load speed	30,000 min <sup>-1</sup>
Base shape	Square (82 x 90)
Dimensions (L x W x H)	134 x 90 x 220 mm (5-1/4 x 3-1/2 x 8-5/8")
Net weight	1.3 - 1.6 kg (2.9 - 3.5 lbs.)

**LXT XPT**



Wrench, Templet guide, Chip deflector, Straight bit, Trimmer guide assembly, Straight guide assembly, Battery, Charger

## RT0702C Trimmer

**6 / - / 8 / - mm (- / 1/4 / - / 3/8") 710 W Variable Speed Trimmer with Anti-Restart Function**



Continuous rating Input	710W
Collet size	6/ 8 mm (1/4/ 3/8")
Base inner	30 mm (1-3/16")
No load speed (RPM)	10,000 - 34,000
Plunge capacity	w/ Trimmer base: 0 - 40 mm (0 - 1-9/16") w/ Plunge base: 0 - 35 mm (0 - 1-3/8")
Dimensions (L x W x H)	89 x 89 x 210 mm (3-1/2 x 3-1/2 x 8-1/4")
Net weight	1.8 - 2.8 kg (4.0 - 6.2 lbs.)



Trimmer base assembly, Straight guide assembly, Wrench, Tilt base assembly (country-specific), Offset base assembly (country-specific), Plunge base assembly (country-specific), Trimmer guide (country-specific), Collet cone, Grip (country-specific), Side grip (country-specific), Dust nozzle (country-specific), Straight bit (country-specific)

## 3712 Trimmer

**6 / - mm (- / 1/4") 530 W Tilt Base Trimmer**



Continuous rating Input	530W
Collet size	6/ N/A mm (N/A/ 1/4")
Base inner	28 mm (1-1/8")
No load speed (RPM)	32,000
Plunge capacity	0 - 42 mm (0 - 1-5/8")
Dimensions (L x W x H)	102 x 122 x 314 mm (4 x 4-13/16 x 12-3/8")
Net weight	1.7 kg (3.7 lbs.)



Collet cone, Trimmer guide, Straight guide assembly, Templet guide, Straight bit, Chip deflector, Wrench

## 3710 Trimmer

**6 / - mm (- / 1/4") 530 W Tilt Base Trimmer**



Continuous rating Input	530W
Collet size	6/ N/A mm (N/A/ 1/4")
Base inner	28 mm (1-1/8")
No load speed (RPM)	30,000
Dimensions (L x W x H)	102 x 122 x 302 mm (4 x 4-13/16 x 11-7/8")
Net weight	1.5 kg (3.3 lbs.)



Collet cone, Trimmer guide, Straight guide assembly, Templet guide, Straight bit, Wrench x2

# Milling/Planing

## 3709

Trimmer

### 6 / - mm (- / 1/4") 530 W Fixed Base Trimmer



Continuous rating Input	530W
Collet size	6/ N/A mm (N/A/ 1/4")
Base inner	35 mm (1-3/8")
No load speed (RPM)	30,000
Dimensions (L x W x H)	82 x 90 x 199 mm (3-1/4 x 3-1/2 x 7-7/8")
Net weight	1.5 kg (3.3 lbs.)



Collet cone, Trimmer guide, Straight guide assembly, Templet guide, Straight bit, Chip deflector, Wrench x2

## N3701

Trimmer

### 6 / - mm (- / 1/4") 440 W Trimmer



Continuous rating Input	440W
Collet size	6/ N/A mm (N/A/ 1/4")
Base inner	35 mm (1-3/8")
No load speed (RPM)	30,000
Overall height	181 mm (7-1/8")
Net weight	1.6 kg (3.4 lbs.)

Trimmer guide, Straight guide assembly, Templet guide, Straight bit, Wrench x2

## RP2303FC

Router

### 12 / - mm (- / 1/2") 2,100 W Variable Speed Plunge Router with Electric Brake, Soft Start, Twin LED Lights



Continuous rating Input	2,100W
Collet size	12/ N/A mm (N/A/ 1/2")
Plunge capacity	0 - 70 mm (0 - 2-3/4")
Base diameter	170 x 155 mm (6-11/16 x 6-1/8")
No load speed (RPM)	9,000 - 23,000
Dimensions (L x W x H)	155 x 294 x 327 mm (6-1/8 x 11-5/8 x 12-7/8")
Net weight	6.2 kg (13.7 lbs.)



Straight guide, Collet sleeve, Collet cone, Wrench, Screw M6x135, Dust nozzle (country-specific), Knob (country-specific), Trimmer guide (country-specific), Straight bit (country-specific), Templet guide (country-specific)

## RP2302FC

Router

### 12 / - mm (- / 1/2") 2,300 W Variable Speed Plunge Router with Soft Start, Twin LED Lights



Continuous rating Input	2,300W
Collet size	12/ N/A mm (N/A/ 1/2")
Plunge capacity	0 - 70 mm (0 - 2-3/4")
Base diameter	170 x 155 mm (6-11/16 x 6-1/8")
No load speed (RPM)	9,000 - 23,000
Dimensions (L x W x H)	155 x 294 x 327 mm (6-1/8 x 11-5/8 x 12-7/8")
Net weight	6.2 kg (13.7 lbs.)



Straight guide, Collet sleeve, Collet cone, Wrench, Screw M6x135, Dust nozzle (country-specific), Knob (country-specific), Trimmer guide (country-specific), Straight bit (country-specific), Templet guide (country-specific)

## RP2300FC

Router

### 6 / - / 8 / 10 / 12 mm (- / 1/4 / 3/8 / - / 1/2") 2,300 W Variable Speed Plunge Router with Soft Start, Dual LED Lights



Continuous rating Input	2,300W
Collet size	6/ N/A/ 8/ 10/ 12 mm (N/A/ 1/4/ 3/8/ N/A/ 1/2")
Plunge capacity	0 - 70 mm (0 - 2-3/4")
Base inner	62 mm (2-7/16")
No load speed (RPM)	9,000 - 22,000
Dimensions (L x W x H)	155 x 294 x 312 mm (6-1/8 x 11-5/8 x 12-1/4")
Net weight	6.1 kg (13.5 lbs.)



Straight guide, Collet cone, Wrench, Screw M6x135

## RP2301FC

Router

### 6 / - / 8 / 10 / 12 mm (- / 1/4 / 3/8 / - / 1/2") 2,100 W Variable Speed Plunge Router with Electric Brake, Soft Start, Dual LED Lights



Continuous rating Input	2,100W
Collet size	6/ N/A/ 8/ 10/ 12 mm (N/A/ 1/4/ 3/8/ N/A/ 1/2")
Plunge capacity	0 - 70 mm (0 - 2-3/4")
Base inner	62 mm (2-7/16")
No load speed (RPM)	9,000 - 22,000
Dimensions (L x W x H)	155 x 294 x 312 mm (6-1/8 x 11-5/8 x 12-1/4")
Net weight	6.1 kg (13.5 lbs.)



Straight guide, Collet cone, Wrench, Screw M6x135

## RP1802F

Router

### 12 / - mm (- / 1/2") 1,850 W Plunge Router with Soft Start, Twin LED Lights



Continuous rating Input	1,850W
Collet size	12/ N/A mm (N/A/ 1/2")
Plunge capacity	0 - 70 mm (0 - 2-3/4")
Base diameter	170 mm (6-11/16")
No load speed (RPM)	23,000
Dimensions (L x W x H)	155 x 294 x 312 mm (6-1/8 x 11-5/8 x 12-1/4")
Net weight	6.2 kg (13.7 lbs.)



Straight guide, Collet sleeve, Collet cone, Wrench, Dust nozzle (country-specific), Knob (country-specific), Trimmer guide (country-specific), Straight bit (country-specific), Templet guide (country-specific)

## RP1802

Router

### 12 / - mm (- / 1/2") 1,850 W Plunge Router with Soft Start



Continuous rating Input	1,850W
Collet size	12/ N/A mm (N/A/ 1/2")
Plunge capacity	0 - 70 mm (0 - 2-3/4")
Base diameter	170 x 155 mm (6-11/16 x 6-1/8")
No load speed (RPM)	23,000
Dimensions (L x W x H)	155 x 294 x 312 mm (6-1/8 x 11-5/8 x 12-1/4")
Net weight	6.2 kg (13.7 lbs.)



Straight guide, Collet sleeve, Collet cone, Wrench, Dust nozzle (country-specific), Knob (country-specific), Trimmer guide (country-specific), Straight bit (country-specific), Templet guide (country-specific)

# Milling/Planing

## RP1803F Router

12 / - mm (- / 1/2") 1,650 W Plunge Router with Electric Brake, Soft Start, Twin LED Lights



Continuous rating Input	1,650W
Collet size	12/ N/A mm (N/A/ 1/2")
Plunge capacity	0 - 70 mm (0 - 2-3/4")
Base diameter	170 x 155 mm (6-11/16 x 6-1/8")
No load speed (RPM)	22,000
Dimensions (L x W x H)	155 x 294 x 312 mm (6-1/8 x 11-5/8 x 12-1/4")
Net weight	6.2 kg (13.7 lbs.)



Straight guide, Collet sleeve, Collet cone, Wrench, Dust nozzle (country-specific), Knob (country-specific), Trimmer guide (country-specific), Straight bit (country-specific), Templet guide (country-specific)

## RP1803 Router

12 / - mm (- / 1/2") 1,650 W Plunge Router with Electric Brake, Soft Start



Continuous rating Input	1,650W
Collet size	12/ N/A mm (N/A/ 1/2")
Plunge capacity	0 - 70 mm (0 - 2-3/4")
Base diameter	170 x 155 mm (6-11/16 x 6-1/8")
No load speed (RPM)	22,000
Dimensions (L x W x H)	155 x 294 x 312 mm (6-1/8 x 11-5/8 x 12-1/4")
Net weight	6.2 kg (13.7 lbs.)



Straight guide, Collet sleeve, Collet cone, Wrench, Dust nozzle (country-specific), Knob (country-specific), Trimmer guide (country-specific), Straight bit (country-specific), Templet guide (country-specific)

## RP1800F Router

6 / - / 8 / 10 / 12 mm (- / 1/4 / 3/8 / - / 1/2") 1,850 W Plunge Router with Dual LED Lights



Continuous rating Input	1,850W
Collet size	6/ N/A/ 8/ 10/ 12 mm (N/A/ 1/4/ 3/8/ N/A/ 1/2")
Plunge capacity	0 - 70 mm (0 - 2-3/4")
Base diameter	170 mm (6-11/16")
Base inner	62 mm (2-7/16")
No load speed (RPM)	22,000
Dimensions (L x W x H)	155 x 294 x 312 mm (6-1/8 x 11-5/8 x 12-1/4")
Net weight	6 kg (13.2 lbs.)



Straight guide, Collet cone, Wrench, Screw M6x135

## RP1800 Router

6 / - / 8 / 10 / 12 mm (- / 1/4 / 3/8 / - / 1/2") 1,850 W Plunge Router



Continuous rating Input	1,850W
Collet size	6/ N/A/ 8/ 10/ 12 mm (N/A/ 1/4/ 3/8/ N/A/ 1/2")
Plunge capacity	0 - 70 mm (0 - 2-3/4")
Base diameter	170 mm (6-11/16")
Base inner	62 mm (2-7/16")
No load speed (RPM)	22,000
Dimensions (L x W x H)	155 x 294 x 312 mm (6-1/8 x 11-5/8 x 12-1/4")
Net weight	6 kg (13.2 lbs.)



Straight guide, Collet cone, Wrench, Screw M6x135

## 3600H Router

6 / - / 8 / 10 / 12 mm (- / 1/4 / 3/8 / - / 1/2") 1,500 W D-Handle Router



Continuous rating Input	1,500W
Collet size	6/ N/A/ 8/ 10/ 12 mm (N/A/ 1/4/ 3/8/ N/A/ 1/2")
Base diameter	160 mm (6-1/4")
Base inner	40 mm (1-9/16")
No load speed (RPM)	24,000
Overall height	210 mm (8-1/4")
Net weight	4.4 kg (9.8 lbs.)

Trimmer guide, Straight guide assembly, Templet guide, Collet sleeve, Wrench, Straight bit

## RP1101 Router

- / - mm (1/4 / 1/2") 1,250 W Variable Speed Plunge Router with Soft Start



Continuous rating Input	1,250W
Collet size	N/A/ N/A mm (1/2/ 1/4")
Plunge capacity	0 - 66 mm (2 - 19/32")
Base inner	30.5 mm (1-3/16")
No load speed (RPM)	8,000 - 24,000
Overall height	291 mm (11-1/2")
Net weight	4.3 kg (9.4 lbs.)



Collet cone, Wrench x3

## RD1101 Router

- / - mm (1/4 / 1/2") 1,100 W Variable Speed D-Handle Router with Soft Start



Continuous rating Input	1,100W
Collet size	N/A/ N/A mm (1/2/ 1/4")
Plunge capacity	0 - 55 mm (0 - 2-3/16")
Base inner	30.5 mm (1-3/16")
No load speed (RPM)	8,000 - 24,000
Overall height	223 mm (8-3/4")
Net weight	3.4 kg (7.4 lbs.)



Collet cone, Wrench x2

## RF1101 Router

- / - mm (1/4 / 1/2") 1,100 W Variable Speed Router with Soft Start



Continuous rating Input	1,100W
Collet size	N/A/ N/A mm (1/2/ 1/4")
Plunge capacity	0 - 55 mm (0 - 2-3/16")
Base inner	30.5 mm (1-3/16")
No load speed (RPM)	8,000 - 24,000
Overall height	223 mm (8-3/4")
Net weight	3.3 kg (7.3 lbs.)



Collet cone, Wrench x2

# Milling/Planing

## 3601B

Router

6 / - / 8 / 10 / 12 mm (- / 1/4 / 3/8 / - / 1/2") 930 W D-Handle Router



Continuous rating Input	930W
Collet size	6 / N/A / 8 / 10 / 12 mm (N/A / 1/4 / 3/8 / N/A / 1/2")
Base inner	40 mm (1-9/16")
No load speed (RPM)	23,000
Overall height	190 mm (7-1/2")
Net weight	3.6 kg (7.9 lbs.)



Straight guide, Trimmer guide, Templet guide, Straight bit, Collet sleeve, Wrench x2

## RP111C

Router

6 / - / 8 mm (- / 1/4 / -") 1,100 W Variable Speed Plunge Router with Soft Start



Continuous rating Input	1,100W
Collet size	6 / N/A / 8 mm (N/A / 1/4 / N/A")
Plunge capacity	0 - 57 mm (0 - 2-1/4")
Base inner	64 mm (2-1/2")
No load speed (RPM)	8,000 - 27,500
Dimensions (L x W x H)	110 x 269 x 260 mm (4-5/16 x 10-5/8 x 10-1/4")
Net weight	3.3 kg (7.3 lbs.)



Templet guide, Straight guide, Nozzle, Dust nozzle, Wrench, Collet cone

## RP0910

Router

6 / - / 8 mm (- / 1/4 / -") 900 W Plunge Router



Continuous rating Input	900W
Collet size	6 / N/A / 8 mm (N/A / 1/4 / N/A")
Plunge capacity	0 - 57 mm (2 - 1/4")
Base inner	64 mm (2-1/2")
No load speed (RPM)	27,000
Dimensions (L x W x H)	110 x 269 x 260 mm (4-5/16 x 10-5/8 x 10-1/4")
Net weight	3.3 kg (7.3 lbs.)



Templet guide, Straight guide, Nozzle, Dust nozzle, Wrench x2

## RP0900

Router

6 / - / 8 mm (- / 1/4 / -") 900 W Plunge Router



Continuous rating Input	900W
Collet size	6 / N/A / 8 mm (N/A / 1/4 / N/A")
Plunge capacity	0 - 35 mm (0 - 1-3/8")
Base inner	64 mm (2-1/2")
No load speed (RPM)	27,000
Dimensions (L x W x H)	110 x 256 x 217 mm (4-5/16 x 10-3/32 x 8-17/32")
Net weight	2.7 kg (6 lbs.)



Straight guide, Straight bit, Collet cone, Wrenches

## 4403

Sash Router

6 / - mm (- / 1/4") 530 W Sash Router



Continuous rating Input	530W
Collet size	6 / N/A mm (N/A / 1/4")
Max width of work	123 mm (4-7/8")
Max width of work (45°)	77 mm (3")
Max height of work	185 mm (7-1/4")
Transverse travel of table (bed)	113 mm (4-1/2")
Longitudinal travel of table (bed)	73 mm (2-7/8")
No load speed (RPM)	30,000
Dimensions (L x W x H)	327 x 350 x 355 mm (12-7/8 x 13-13/16 x 14")
Net weight	16 kg (35.3 lbs.)



Sash router bit (drill point), Angle gauge, Wrench x2, Oil supply (country-specific), Collet cone

## 7104L

Chain Mortiser

1,140 W Chain Mortiser



Continuous rating Input	1,140W
Capacity	Max hole width: 130 mm (5-1/8") Max hole depth: 155 mm (6-1/8")
No load speed (RPM)	3,200
Dimensions (L x W x H)	512 x 298 x 513 mm (20-3/16 x 11-3/4 x 20-1/4")
Net weight	17.8 - 18.2 kg (39.4 - 40.1 lbs.)

Cutter chain, Sharpening holder assembly, Oil supply 100 mL, Wrench



# PRODUCTS

## Fastening/Fixing



Brake



Torque Setting 6



Depth Adjustment



Sequential and Bump-fire



Wire Collated Nail



Sheet Collated Nail



Inlet Filter



Auto Firing Stop



Built-in Job Light



Carrying Case

# Fastening/Fixing

## DRV250

Cordless Rivet Gun

18V

### 18V LXT BL Brushless Cordless Rivet Gun



Pulling force	20 kN (4,500 lbs.)
Stroke	30 mm (1-3/16")
Rivet diameter range	2.4 - 6.4 mm (3/32 - 1/4")
Center height	26 mm (1")
Work amount (pcs)	w/ BL1860B: 1,900 w/ BL1850B: 1,600 w/ BL1820(B): 650
Dimensions (L x W x H)	w/ BL1815N / BL1820B: 323 x 80 x 270 mm (12-3/4 x 3-1/8 x 10-5/8") w/ BL1830B / BL1840B / BL1850B / BL1860B: 323 x 80 x 287 mm (12-3/4 x 3-1/8 x 11-1/4")
Net weight	2.1 - 2.4 kg (4.6 - 5.3 lbs.)

**LXT BL MOTOR XPT**



Hook, Grease, Accessory set S for 6.0, Accessory set BS for 4.8, Jaw 4.8 set, Battery, Charger

## DRV150

Cordless Rivet Gun

18V

### 18V LXT BL Brushless Cordless Rivet Gun



Pulling force	10 kN (2,200 lbs.)
Stroke	25 mm (1")
Rivet diameter range	2.4 - 4.8 mm (3/32 - 3/16")
Center height	26 mm (1")
Work amount (pcs)	w/ BL1860B: 2,800 w/ BL1850B: 2,300 w/ BL1820(B): 950
Dimensions (L x W x H)	w/ BL1815N / BL1820B: 313 x 80 x 270 mm (12-3/8 x 3-1/8 x 10-5/8") w/ BL1830B / BL1840B / BL1850B / BL1860B: 313 x 80 x 287 mm (12-3/8 x 3-1/8 x 11-1/4")
Net weight	1.9 - 2.2 kg (4.2 - 4.9 lbs.)

**LXT BL MOTOR XPT**



Hook, Grease, Accessory set BS for 4.0, Accessory set S for 3.2, Accessory set S for 2.4, Jaw 4.8 set, Battery, Charger

## DTR181

Cordless Rebar Tying Tool

18V

### 18V LXT BL Brushless Cordless Rebar Tying Tool



Applicable rebars	D16 x D16 - [D13 x 2] x [D16 x 2]
Applicable tie wire	Annealed wire: 21 Ga (0.8 mm) Galvanized wire: 21 Ga (0.8 mm) Poly coated wire: 20 Ga (0.9 mm)
Dimensions (L x W x H)	w/ BL1815N / BL1820B: 317 x 93 x 301 mm (12-1/2 x 3-5/8 x 11-7/8") w/ BL1830B / BL1840B / BL1850B / BL1860B: 317 x 93 x 318 mm (12-1/2 x 3-5/8 x 12-1/2")
Net weight	2.4 - 2.7 kg (5.3 - 6.0 lbs.)

**LXT BL MOTOR XPT**



Nylon brush, Hex wrench, Hook, + Screw, Battery, Charger

## DTR180

Cordless Rebar Tying Tool

18V

### 18V LXT BL Brushless Cordless Rebar Tying Tool



Tie wire	Dia. 0.8 mm
Applicable rebars	D10 x D10 - [D13 x 2] x [D13 x 2]
Dimensions (L x W x H)	w/ BL1815N / BL1820B: 304 x 93 x 301 mm (12 x 3-2/3 x 11-7/8") w/ BL1830B / BL1840B / BL1850B / BL1860B: 304 x 93 x 318 mm (12 x 3-2/3 x 12-1/2")
Net weight	2.3 - 2.6 kg (5.1 - 5.7 lbs.)

**LXT BL MOTOR XPT**



Hex wrench, Hook

## FN01G

Cordless Brad Nailer

40V max

### 40Vmax XGT BL Cordless 18 Ga 40 mm (1-5/8") Brad Nailer



Capacity	Length: 15, 20, 25, 30, 35, 40 mm (5/8, 3/4, 1, 1-3/16, 1-3/8, 1-5/8") Gauge: 18 Ga
Magazine capacity	100
Shot q'ty on a single full battery charge	w/ BL4025: 5,000
Dimensions (L x W x H)	w/ BL4020 / BL4025: 265 x 86 x 243 mm (10-3/8 x 3-3/8 x 9-9/16") w/ BL4050F: 291 x 86 x 263 mm (11-1/2 x 3-3/8 x 10-3/8")
Net weight	2.6 - 3.2 kg (5.7 - 7.1 lbs.)

**XGT BL MOTOR XPT**



Nose adapter, Hex wrench, Belt clip, Battery, Charger

## DBN500

Cordless Brad Nailer

18V

### 18V LXT Li-Ion Cordless 18 Ga 50 mm (2") Brad Nailer



Capacity	Length: 15 - 50 mm (5/8 - 2") Gauge: 18 Ga
Magazine capacity	110
Shot q'ty on a single full battery charge	w/ BL1840B: 1,300
Quick response (pcs per second)	1.5 - 2
Center height	28 mm (1-1/8")
Dimensions (L x W x H)	294 x 97 x 318 mm (11-5/8 x 3-13/16 x 12-1/2")
Net weight	3.2 - 3.5 kg (7.05 - 7.72 lbs.)

**LXT**



Nose adapter, Hex wrench, Belt clip, Battery, Charger

## DFN350

Cordless Brad Nailer

18V

### 18V LXT Li-Ion Cordless 18 Ga 35 mm (1-3/8") Brad Nailer



Capacity	Length: 15 - 35 mm (5/8 - 1-3/8") Gauge: 18 Ga
Magazine capacity	110
Shot q'ty on a single full battery charge	w/ BL1850B: 4,000
Dimensions (L x W x H)	w/ BL1815N / BL1820B: 240 x 79 x 228 mm (9-1/2 x 3-1/8 x 9") w/ BL1830B / BL1840B / BL1850B / BL1860B: 257 x 79 x 228 mm (10-1/8 x 3-1/8 x 9")
Net weight	2.1 - 2.4 kg (4.6 - 5.3 lbs.)

**LXT XPT**



Nose adapter, Hex wrench, Belt clip, Battery, Charger

## GF600

Cordless Brad Nailer

7.2V

### 7.2V Li-Ion Cordless 64 mm (2-1/2") Brad Nailer



Capacity	Length: 15 - 64 mm (5/8 - 2-1/2") Gauge: 16 Ga
Magazine capacity	100
Dimensions (L x W x H)	266 x 90 x 305 mm (10-1/2 x 3-1/2 x 12")
Net weight	2.2 kg (4.8 lbs.)



Nose adapter, Wrenches, Short nail adapter, Battery, Charger



# Fastening/Fixing

## AF506

Pneumatic Brad Nailer

18 Ga 50 mm (2") Pneumatic Brad Nailer, Air Duster



Capacity	Length: 15 - 50 mm (5/8 - 2")
	Gauge: 18 Ga
Operating pressure	0.49 - 0.83 MPa (70 - 120 PSI)
Magazine capacity	100
Dimensions (L x W x H)	250 x 70 x 256 mm (9-7/8 x 2-3/4 x 10-1/8")
Net weight	1.3 kg (2.9 lbs.)



Oil supply (country-specific), Nose adapter, Hook

## DBN600

Cordless Finish Nailer

18V

18V LXT Li-Ion Cordless 16 Ga 64 mm (2-1/2") Finish Nailer



Capacity	Length: 25 - 64 mm (1 - 2-1/2")
	Gauge: 16 Ga
Magazine Capacity	110
Shot qty on a single full battery charge	w/ BL1840B: 800
Quick response (pcs per second)	1 - 1.5
Center height	35 mm (1-3/8")
Dimensions w/o Belt clip (Length)	w/ BL1830B / BL1840B / BL1850B / BL1860B: 296 x 107 x 318 mm (11-5/8 x 4-1/4 x 12-1/2")
Dimensions w/ Belt clip (Length)	w/ BL1830B / BL1840B / BL1850B / BL1860B: 296 x 108 x 318 mm (11-5/8 x 4-1/4 x 12-1/2")
Net weight	3.4 - 3.8 kg (7.5 - 8.4 lbs.)

LXT



Nose adapter, Belt clip, Battery, Charger

## AF635

Pneumatic Finish Nailer

15 GA 64 mm (2-1/2") Pneumatic Finish Nailer, Air Duster



Capacity	Length: 32 - 64 mm (1-1/4 - 2-1/2")
	Gauge: 15 Ga
Operating pressure	0.49 - 0.83 MPa (70 - 120 PSI)
Magazine capacity	100
Dimensions (L x W x H)	339 x 100 x 309 mm (13-3/8 x 3-15/16 x 12-1/8")
Net weight	1.8 kg (4 lbs.)



Oil supply (country-specific), Nose adapter

## AF601

Pneumatic Finish Nailer

16 GA 64 mm (2-1/2") Pneumatic Finish Nailer, Air Duster



Capacity	Length: 25 - 64 mm (1 - 2-1/2")
	Gauge: 16 Ga
Operating pressure	0.49 - 0.83 MPa (70 - 120 PSI)
Magazine capacity	100
Dimensions (L x W x H)	304 x 95 x 297 mm (12 x 3-3/4 x 11-3/4")
Net weight	1.7 kg (3.8 lbs.)



Oil supply (country-specific), Nose adapter

## PT001G

Cordless Pin Nailer

40V max

40Vmax XGT BL 23 GA 35 mm (1-3/8") Pin Nailer



Capacity	Length: 15, 18, 25, 30, 35 mm (5/8, 11/16, 1, 1-3/16, 1-3/8")
	Dia.: 0.6 mm (1/32")
	Gauge: 23 Ga
Magazine capacity	120
Approx. work volume on a full battery charge	w/ BL4025: 6,000 shots
Dimensions (L x W x H)	w/ BL4020 / BL4025: 265 x 86 x 226 mm (10-3/8 x 3-3/8 x 8-7/8")
	w/ BL4040: 271 x 86 x 232 mm (10-5/8 x 3-3/8 x 9-1/8")
	w/ BL4050F: 291 x 86 x 253 mm (11-1/2 x 3-3/8 x 10")
Net weight	2.4 - 3.0 kg (5.3 - 6.6 lbs.)

XGT BL 40Vmax XPT



Nose adapter, Belt clip, Hex wrench, Battery, Charger

## DPT353

Cordless Pin Nailer

18V

18V LXT Li-Ion Cordless 23 GA 35 mm (1-3/8") Pin Nailer



Capacity	Length: 15, 18, 25, 30, 35 mm (5/8, 11/16, 1, 1-3/16, 1-3/8")
	Dia.: 0.6 mm (1/32")
	Gauge: 23 Ga
Magazine capacity	120
Dimensions (L x W x H)	257 x 79 x 226 mm (10-1/8 x 3-1/8 x 8-7/8")
Net weight	2 - 2.3 kg (4.4 - 5.1 lbs.)

LXT



Nose adapter, Belt clip, Hex wrench, Battery, Charger

## PT354D

Cordless Pin Nailer

12V max

12V max CXT Li-Ion Cordless 23 GA 35 mm (1-3/8") Pin Nailer



Capacity	Length: 15, 18, 25, 30, 35 mm (5/8, 11/16, 1, 1-3/16, 1-3/8")
	Dia.: 0.6 mm (1/32")
	Gauge: 23 Ga
Magazine capacity	120
Dimensions (L x W x H)	231 x 66 x 226 mm (9-1/8 x 2-5/8 x 8-7/8")
Net weight	1.8 - 2 kg (4 - 4.4 lbs.)

CXT



Nose adapter, Belt clip, Hex wrench, Battery, Charger

## AF353

Pneumatic Pin Nailer

23 GA 35 mm (1-3/8") Pneumatic Pin Nailer, Air Duster



Capacity	Length: 15 - 35 mm (5/8 - 1-3/8")
	Gauge: 23 Ga
Magazine capacity	130
Operating pressure	0.45 - 0.69 MPa (65 - 100 PSI)
Dimensions (L x W x H)	208 x 66 x 191 mm (8-3/16 x 2-5/8 x 7-1/2")
Net weight	0.9 kg (2 lbs.)



Oil supply (country-specific), Nose adapter, Hex wrench

# Fastening/Fixing

## AF201Z

Pin Nailer

25 mm (1") Pin Nailer



Capacity	Length: 12 - 25 mm (15/32 - 1")
Magazine capacity	100
Operating pressure	0.44 - 0.86 MPa (65 - 125 PSI)
Dimensions (L x W x H)	240 x 45 x 170 mm (9-1/2 x 1-3/4 x 6-3/4")
Net weight	0.9 kg (2 lbs.)

Oil supply (country-specific), Hex wrench

## DST221

Cordless Stapler

18V

18V LXT Li-Ion Cordless 10 mm (3/8") Stapler



Staple	Width: 10 mm (3/8")
	Length: 10, 13, 16, 19, 22 mm (3/8, 1/2, 5/8, 3/4, 7/8")
	Gauge: 0.6 x 1.2 mm (1/32 x 1/16")
Magazine capacity	98
Dimensions (L x W x H)	251 x 91 x 212 mm (9-7/8 x 3-5/8 x 8-3/8")
Net weight	2.1 - 2.4 kg (4.7 - 5.3 lbs.)

LXT



Hook, Battery, Charger

## DST112

Cordless Stapler

18V

18V LXT Li-Ion Cordless 10 mm (3/8") RT Stapler



Staple	Width: 10 mm (3/8")
	Length: 7 - 10 mm (9/32 - 3/8")
Magazine capacity	150 (max 160)
Shot q'ty on a single full battery charge	w/ BL1830B: 6,000
Dimensions (L x W x H)	235 x 79 x 165 mm (9-1/4 x 3-1/8 x 6-1/2")
Net weight	1.5 - 1.8 kg (3.4 - 4 lbs.)

LXT XPT



Hook, Battery, Charger

## ST113D

Cordless Stapler

12V max

12V max CXT Li-Ion Cordless 10 mm (3/8") RT Stapler



Staple	Width: 10 mm (3/8")
	Length: 7 - 10 mm (9/32 - 3/8")
Magazine capacity	150 (max 160)
Dimensions (L x W x H)	211 x 81 x 159 mm (8-5/16 x 3-3/16 x 6-1/4")
Net weight	1.3 kg (2.9 lbs.)

CXT XPT



Belt clip, Battery, Charger

## AN960 / AN961

Pneumatic Pallet Coil Nailer

100 mm Pneumatic Pallet Coil Nailer



Capacity	AN960: Length: 57 - 100 mm
	AN961: Length: 55 - 100 mm
Magazine capacity	225 - 300
Operating pressure	0.49 - 0.83 MPa (71 - 120 PSI)
Dimensions (L x W x H)	338 x 153 x 418 mm (13-1/4 x 6 x 16-1/2")
Net weight	AN960: 5.1 kg (11.2 lbs.)
	AN961: 5.3 kg (11.7 lbs.)



Oil supply (country-specific)

## AN760

Pneumatic Pallet Coil Nailer

75 mm (2-15/16") Pneumatic Pallet Coil Nailer



Capacity	Length: 45 - 75 mm (1-1/4 - 2-9/16")
	Wire: 2.3 - 3.3 mm (0.0915 - 0.130")
Magazine capacity	200 - 300
Operating pressure	0.49 - 0.83 MPa (70 - 120 PSI)
Dimensions (L x W x H)	312 x 131 x 331 mm (12-1/4 x 5-1/8 x 13")
Net weight	3.2 kg (7.1 lbs.)



Oil supply (country-specific)

## AN560

Pneumatic Pallet Coil Nailer

50 mm (2") Pneumatic Pallet Coil Nailer



Capacity	Length: 27 - 50 mm (1-1/16 - 2")
	Wire: 2.1 mm (3/32")
Magazine capacity	350 - 400
Operating pressure	0.49 - 0.78 MPa (70 - 115 PSI)
Dimensions (L x W x H)	300 x 127 x 280 mm (11-3/4 x 5 x 11")
Net weight	2.1 kg (4.6 lbs.)



Oil supply (country-specific), Hex wrench

## AN613

Pneumatic Coil Nailer

65 mm (2-9/16") Pneumatic Coil Nailer



Capacity	Length: 38 - 65 mm (1-1/2 - 2-9/16")
	Gauge: 2.3 - 2.5 mm (3/32")
Operating pressure	0.49 - 0.83 MPa (70 - 120 PSI)
Magazine capacity	200 - 300
Dimensions (L x W x H)	275 x 127 x 319 mm (10-7/8 x 5 x 12-1/2")
Net weight	2.2 kg (4.9 lbs.)



Oil supply (country-specific), Nose adapter, Hook, Hex wrench

# Fastening/Fixing

## AN454

### Pneumatic Coil Nailer

#### 45 mm (1-3/4") Pneumatic Coil Nailer



Capacity	Length: 19 - 45 mm (3/4 - 1-3/4")
	Nail gauge: 3.05 mm (0.120")
Driving stroke	82 mm
Cylinder bore diameter	41.6 mm (1-5/8")
Operating pressure	0.49 - 0.83 MPa (70 - 120 PSI)
Magazine capacity	120
Dimensions (L x W x H)	w/o Hook: 256 x 117 x 271 mm (10-1/8 x 4-5/8 x 10-5/8")
	w/ Hook: 256 x 142 x 271 mm (10-1/8 x 5-5/8 x 10-5/8")
Net weight	2.4 kg (5.2 lbs.)



Hook, Oil supply (country-specific), Hex wrench

## AT2550A

### Wide Crown Stapler

#### 16 Ga 25 mm (1") Wide Crown Stapler



Capacity	Length: 25 - 50 mm (1 - 2")
	Width: 25 mm (1")
	Gauge: 16 Ga
Operating pressure	0.44 - 0.83 MPa (65 - 120 PSI)
Magazine capacity	140
Dimensions (L x W x H)	370 x 76 x 260 mm (14-1/2 x 3 x 10-1/4")
Net weight	2.3 kg (5.1 lbs.)



Oil supply (country-specific), Hook, Hex wrench

## AT1150A

### Medium Crown Stapler

#### 16 Ga 11 mm (7/16") Medium Crown Stapler



Capacity	Length: 25 - 50 mm (1 - 2")
	Width: 11 mm (7/16")
	Gauge: 16 Ga
Operating pressure	0.44 - 0.83 MPa (65 - 120 PSI)
Magazine capacity	140
Dimensions (L x W x H)	370 x 87 x 290 mm (14-1/2 x 3-7/16 x 11-3/8")
Net weight	2.3 kg (5.1 lbs.)



Oil supply (country-specific), Hook, Hex wrench

## AT638A / AT638

### Narrow Crown Stapler

#### 18 GA 38 mm (1-1/2") Narrow Crown Stapler, Air Duster



Capacity	Length:
	AT638A: 13 - 38 mm (1/2 - 1-1/2")
	AT638: 15 - 38 mm (5/8 - 1-1/2")
	Gauge: 18 Ga
	Width: 5.7 mm
Operating pressure	AT638A: 0.49 - 0.83 MPa (70 - 120 PSI)
	AT638: 0.39 - 0.78 MPa (60 - 115 PSI)
Magazine Capacity	100
Dimensions (L x W x H)	AT638A: 230 x 75 x 251 mm (9 x 2-15/16 x 9-7/8")
	AT638: 247 x 62 x 246 mm (9-3/4 x 2-7/16 x 9-11/16")
Net weight	1.2 kg (2.7 lbs.)



Oil supply (country-specific), Nose adapter (AT368)

## GN900

### Cordless Clipped Head Framing Nailer

7.2V

#### 7.2 V Li-Ion Cordless 90 mm (3-1/2") Clipped Head Framing Nailer



Capacity	Length: 50 - 90 mm (2 - 3-1/2")
	Dia.: 2.9 - 3.3 mm (0.113 - 0.131")
Magazine capacity	44
Dimensions (L x W x H)	321 x 108 x 368 mm (12-5/8 x 4-1/4 x 14-1/2")
Net weight	3.3 - 3.4 kg (7.3 lbs.)



Hex wrench, Battery, Charger

## GN420C

### Cordless Concrete Nailer

7.2V

#### 7.2 V Li-Ion Cordless 40 mm (1-9/16") Concrete Nailer



Capacity	Length: 15 - 40 mm (5/8 - 1-9/16")
	Dia.: 2.6 - 3.1 mm (0.102 - 0.122")
Magazine capacity	20
Dimensions (L x W x H)	315 x 108 x 390 mm (12-3/8 x 4-1/4 x 15-3/8")
Net weight	3.6 - 3.8 kg (7.9 - 8.3 lbs.)



Hex wrench, Battery, Charger

## AN943

### Pneumatic Framing Nailer

#### 90 mm (3-1/2") Pneumatic Framing Nailer (For clipped-head nails)



Capacity	Length: 50 - 90 mm (2 - 3-1/2")
Operating pressure	0.44 - 0.83 MPa (65 - 120 PSI)
Magazine capacity	60 - 84
Dimensions (L x W x H)	455 x 109 x 365 mm (17-7/8 x 4-1/4 x 14-3/8")
Net weight	4 kg (8.8 lbs.)



Oil supply (country-specific)

## AN924

### Pneumatic Framing Nailer

#### 90 mm (3-1/2") Pneumatic Framing Nailer, 21° Full Round Head



Capacity	Length: 50 - 90 mm (2 - 3-1/2")
	Dia.: 2.9 - 3.76 mm (0.113 - 0.148")
	Angle: 21°
Operating pressure	0.49 - 0.83 MPa (70 - 120 PSI)
Magazine capacity	64 - 73
Driving stroke	126 mm (5")
Cylinder bore diameter	57 mm (2-1/4")
Dimensions (L x W x H)	560 x 117 x 348 mm (22 x 4-5/8 x 13-3/4")
Net weight	3.8 kg (8.3 lbs.)

















Oil supply (country-specific), Hook, Hex wrench

# PRODUCTS

## Dust management



-  Double Insulation
-  Variable Speed
-  Anti-restart function
-  Electronic 2-Speed
-  Electronic 3-Speed
-  Electronic 4-Speed
-  Constant Speed
-  Soft Start
-  Stainless Tank
-  Revolving Hose
-  Static Free Hose
-  Dust Collection
-  Built-in Job Light
-  Carrying Case

# Dust management

## VC006GM

Cordless Vacuum Cleaner

40V max x2

40Vmax X2 (80Vmax) XGT BL AWS Cordless 40L Dust Class M GYUPPA Vacuum Cleaner (Wet & Dry)



Max sealed suction	18 kPa
Max air flow	at Hose end, w/ Hose 38-2.5: 3.7 m <sup>3</sup> /min at Turbine: 4.9 m <sup>3</sup> /min
Capacity	Dust / Water: 40 / 30 L
Continuous use (approx.)	w/ BL4050F, at dial Min: 80
on a full battery charge	w/ BL4050F, at dial Max: 25
Dimensions (L x W x H)	586 x 385 x 598 mm (23 x 15-1/8 x 23-1/2")
Net weight	18.4 - 20.8 kg (40.6 - 45.9 lbs.)



Hose complete (country-specific), Straight pipe (country-specific), Bending pipe (country-specific), Nozzle (country-specific), Corner nozzle (country-specific), Front cuff (country-specific), Joint (country-specific), Wireless unit set (country-specific), Filter bag set (country-specific), Battery, Charger

## VC004GL

Cordless Vacuum Cleaner

40V max

40Vmax XGT BL AWS Cordless 15L Dust Class L HEPA GYUPPA Vacuum Cleaner (Dry Only)



Max sealed suction	23 kPa
Max air flow	at Hose end, w/ BL4050F, w/ ø28 x 3.5 m hose: 1.8 m <sup>3</sup> /min, at Turbine, w/ BL4050F: 4.2 m <sup>3</sup> /min
Capacity	Dust: 15 L
Continuous use (min.)	w/ BL4050F at Dial 1: 220 w/ BL4050F at Dial 5: 28
Dimensions (L x W x H)	366 x 334 x 475 mm (14-3/8 x 13-1/8 x 18-3/4")
Net weight	8.6 - 11.7 kg (19.0 - 25.8 lbs.)



Floor nozzle, Straight pipe, Bent pipe, Hose, Plastic dust bag, Plastic dust bag x10, Stopper, Multi hook, Battery, Charger, Front cuff (country-specific)

## VC002GL

Cordless Vacuum Cleaner

40V max

40Vmax XGT BL AWS Cordless 8L Dust Class L HEPA GYUPPA Vacuum Cleaner (Dry Only)



Max sealed suction	23 kPa
Max air flow	at Hose end, w/ BL4050F, w/ ø28 x 3.5 m hose: 1.8 m <sup>3</sup> /min, at Turbine, w/ BL4050F: 4.2 m <sup>3</sup> /min
Capacity	Dust: 8 L
Continuous use (min.)	w/ BL4050F at Dial 1: 220 w/ BL4050F at Dial 5: 28
Dimensions (L x W x H)	366 x 334 x 425 mm (14-3/8 x 13-1/8 x 16-3/4")
Net weight	8.3 - 11.4 kg (18.3 - 25.1 lbs.)



Floor nozzle, Straight pipe, Bent pipe, Hose, Plastic dust bag, Plastic dust bag x10, Stopper, Multi hook, Battery, Charger, Front cuff (country-specific)

## VC005GL

Cordless Vacuum Cleaner

40V max

40Vmax XGT BL Cordless 8L Dust Class L Vacuum Cleaner (Dry Only)



Max sealed suction	23 kPa
Max air flow	at Hose end, w/ BL4050F, w/ ø32 x 1.7 m hose: 2.8 m <sup>3</sup> /min, at Turbine, w/ BL4050F: 4.2 m <sup>3</sup> /min
Capacity	Dust: 8 L
Continuous use (min.)	w/ BL4050F at Dial 1: 220 w/ BL4050F at Dial 5: 28
Dimensions (L x W x H)	366 x 334 x 397 mm (14-3/8 x 13-1/8 x 15-5/8")
Net weight	7.9 - 11.0 kg (17.4 - 24.3 lbs.)



Floor nozzle, Straight pipe, Bent pipe, Hose, Paper dust bag, Telescopic pipe assembly, Stopper, Battery, Charger, Long sash nozzle, Plastic dust bag, Multi hook

## VC007GL

Cordless Vacuum Cleaner

40V max x2

40Vmax X2 (80Vmax) XGT BL AWS Cordless 40L Dust Class L HEPA GYUPPA Vacuum Cleaner (Wet & Dry)



Max sealed suction	18 kPa
Max air flow	at Hose end, w/ Hose 38-2.5: 3.7 m <sup>3</sup> /min at Turbine: 4.9 m <sup>3</sup> /min
Capacity	Dust / Water: 40 / 30 L
Continuous use (approx.)	w/ BL4050F, at dial Min: 80
on a full battery charge	w/ BL4050F, at dial Max: 25
Dimensions (L x W x H)	586 x 385 x 598 mm (23 x 15-1/8 x 23-1/2")
Net weight	18.3 - 20.7 kg (40.3 - 45.6 lbs.)



Hose complete (country-specific), Straight pipe (country-specific), Bending pipe (country-specific), Nozzle (country-specific), Corner nozzle (country-specific), Front cuff (country-specific), Joint (country-specific), Wireless unit set (country-specific), Poly bag set (country-specific), Battery, Charger

## VC003GL

Cordless Vacuum Cleaner

40V max

40Vmax XGT BL Cordless 15L Dust Class L Vacuum Cleaner (Wet & Dry)



Max sealed suction	23 kPa
Max air flow	at Hose end, w/ BL4050F, w/ ø38 x 2.5 m hose: 3.2 m <sup>3</sup> /min, w/ ø32 x 1.7 m hose: 2.8 m <sup>3</sup> /min, at Turbine, w/ BL4050F: 4.2 m <sup>3</sup> /min
Capacity	Dust / Water: 15 / 12 L
Continuous use (min.)	w/ BL4050F at Dial 1: 220 w/ BL4050F at Dial 5: 28
Dimensions (L x W x H)	366 x 334 x 475 mm (14-3/8 x 13-1/8 x 18-3/4")
Net weight	8.4 - 11.5 kg (18.5 - 25.4 lbs.)



Floor nozzle, Straight pipe, Bent pipe, Hose, Plastic dust bag, Plastic dust bag x10, Stopper, Telescopic pipe assembly, Long sash nozzle, Multi hook, Battery, Charger

## VC001GL

Cordless Vacuum Cleaner

40V max

40Vmax XGT BL Cordless 8L Dust Class L Vacuum Cleaner (Wet & Dry)



Max sealed suction	23 kPa
Max air flow	at Hose end, w/ BL4050F, w/ ø38 x 2.5 m hose: 3.2 m <sup>3</sup> /min, w/ ø32 x 1.7 m hose: 2.8 m <sup>3</sup> /min, at Turbine, w/ BL4050F: 4.2 m <sup>3</sup> /min
Capacity	Dust / Water: 8 / 6 L
Continuous use (min.)	w/ BL4050F at Dial 1: 220 w/ BL4050F at Dial 5: 28
Dimensions (L x W x H)	366 x 334 x 425 mm (14-3/8 x 13-1/8 x 16-3/4")
Net weight	8.1 - 11.2 kg (17.9 - 24.7 lbs.)



Floor nozzle, Straight pipe, Bent pipe, Hose, Plastic dust bag, Plastic dust bag x10, Stopper, Telescopic pipe assembly, Long sash nozzle, Multi hook, Battery, Charger

## DVC157L

Cordless Vacuum Cleaner

18V x2

18V X2 (36V) LXT BL AWS Cordless 15 L Dust Class L HEPA Vacuum Cleaner (Airborne Particles)



Max sealed suction	11 kPa
Max air flow	at Hose end, at dial 1, w/ ø28 x 3.5 m hose: 1.1 m <sup>3</sup> /min, w/ ø38 x 2.5 m hose: 1.7 m <sup>3</sup> /min, at Hose end, at dial 5, w/ ø28 x 3.5 m hose: 1.4 m <sup>3</sup> /min, w/ ø38 x 2.5 m hose: 2.4 m <sup>3</sup> /min, at Turbine: 3.4 m <sup>3</sup> /min
Capacity	Dust: 15 L
Continuous use (min.)	w/ BL1860B: 100
Dimensions (L x W x H)	366 x 334 x 421 mm (14-3/8 x 13-1/8 x 16-1/2")
Net weight	8.0 - 8.6 kg (17.6 - 19.0 lbs.)



Floor nozzle, Corner nozzle, Straight pipe, Bent pipe, Hose (38mm-2.5m), Plastic dust bag, Plastic dust bag x10, Cloth filter, Tool box, Battery, Charger, Wireless unit

# Dust management

## DVC156L Cordless Vacuum Cleaner 18V x2

18V X2 (36V) LXT BL Cordless 15 L Dust Class L Vacuum Cleaner (Dry Only)



Max sealed suction	11 kPa
Max air flow	at Hose end, at dial 1, w/ ø28 x 3.5 m hose: 1.0 m³/min, at Hose end, at dial 5, w/ ø32 x 1.7 m hose: 2.1 m³/min, w/ ø28 x 3.5 m hose: 1.4 m³/min, at Turbine: 3.4 m³/min
Capacity	Dust: 15 L
Continuous use (min.)	w/ BL1860B: 100
Dimensions (L x W x H)	366 x 334 x 421 mm (14-3/8 x 13-1/8 x 16-1/2")
Net weight	7.3 - 7.9 kg (16.1 - 17.4 lbs.)

LXT BL XPT



Floor nozzle, Long sash nozzle, Telescopic pipe assembly, Bent pipe, Hose, Front cuffs (22, 24, 38), Plastic dust bag x10, Filter, Tool box, Battery, Charger

## DVC155L Cordless Vacuum Cleaner 18V x2

18V X2 (36V) LXT BL Cordless 15 L Dust Class L Vacuum Cleaner (Wet & Dry)



Max sealed suction	11 kPa
Max air flow	at Hose end, at dial 1, w/ ø32 x 1.7 m hose: 1.5 m³/min, at Hose end, at dial 5, w/ ø32 x 1.7 m hose: 2.1 m³/min, at Turbine: 3.4 m³/min
Capacity	Dust / Water: 15 / 12 L
Continuous use (min.)	w/ BL1860B: 100
Dimensions (L x W x H)	366 x 334 x 421 mm (14-3/8 x 13-1/8 x 16-1/2")
Net weight	7.2 - 7.9 kg (15.9 - 17.4 lbs.)

LXT BL XPT



Floor nozzle, Long sash nozzle, Telescopic pipe assembly, Bent pipe, Pipe, Hose, Plastic dust bag x10, Filter, Tool box, Battery, Charger

## DVC867L Cordless Vacuum Cleaner 18V x2

18V X2 (36V) LXT BL AWS Cordless 8 L Dust Class L HEPA Vacuum Cleaner (Airborne Particles)



Max sealed suction	11 kPa
Max air flow	at Hose end, at dial 1, w/ ø28 x 3.5 m hose: 1.1 m³/min, w/ ø38 x 2.5 m hose: 1.7 m³/min, at Hose end, at dial 5, w/ ø28 x 3.5 m hose: 1.4 m³/min, w/ ø38 x 2.5 m hose: 2.4 m³/min, at Turbine: 3.4 m³/min
Capacity	Dust: 8 L
Continuous use (min.)	w/ BL1860B: 100
Dimensions (L x W x H)	366 x 334 x 368 mm (14-3/8 x 13-1/8 x 14-1/2")
Net weight	7.7 - 8.4 kg (17.0 - 18.5 lbs.)

LXT BL AWS HEPA XPT



Floor nozzle, Corner nozzle, Straight pipe, Bent pipe, Hose (38mm-2.5m), Plastic dust bag, Plastic dust bag x10, Cloth filter, Tool box, Battery, Charger, Wireless unit

## DVC866L Cordless Vacuum Cleaner 18V x2

18V X2 (36V) LXT BL Cordless 8 L Dust Class L Vacuum Cleaner (Dry Only)



Max sealed suction	11 kPa
Max air flow	at Hose end, at dial 1, w/ ø32 x 1.7 m hose: 1.5 m³/min, w/ ø28 x 3.5 m hose: 1.1 m³/min, at Hose end, at dial 5, w/ ø32 x 1.7 m hose: 2.1 m³/min, w/ ø28 x 3.5 m hose: 1.4 m³/min, at Turbine: 3.4 m³/min
Capacity	Dust: 8 L
Continuous use (min.)	w/ BL1860B: 100
Dimensions (L x W x H)	366 x 334 x 368 mm (14-3/8 x 13-1/8 x 14-1/2")
Net weight	7.0 - 7.7 kg (15.4 - 17.0 lbs.)

LXT BL XPT



Floor nozzle, Corner nozzle, Straight pipe, Bent pipe, Hose (38mm-2.5m), Plastic dust bag, Plastic dust bag x10, Cloth filter, Tool box, Battery, Charger

## DVC865L Cordless Vacuum Cleaner 18V x2

18V X2 (36V) LXT BL Cordless 8 L Dust Class L Vacuum Cleaner (Wet & Dry)



Max sealed suction	11 kPa
Max air flow	at Hose end, at dial 1, w/ ø32 x 1.7 m hose: 1.5 m³/min, at Hose end, at dial 5, w/ ø32 x 1.7 m hose: 2.1 m³/min, at Turbine: 3.4 m³/min
Capacity	Dust / Water: 8 / 6 L
Continuous use (min.)	w/ BL1860B: 100
Dimensions (L x W x H)	366 x 334 x 368 mm (14-3/8 x 13-1/8 x 14-1/2")
Net weight	7.0 - 7.7 kg (15.4 - 17.0 lbs.)

LXT BL XPT



Floor nozzle, Long sash nozzle, Telescopic pipe assembly, Bent pipe, Pipe, Hose, Plastic dust bag x10, Filter, Tool box, Battery, Charger

## DVC861L Corded and Cordless Vacuum Cleaner 18V x2

Corded / 18V X2 (36V) LXT Li-Ion Cordless 8 L Dust Class L HEPA GYUPPA Vacuum Cleaner (Dry Only)



Capacity	Dust: 8 L
Continuous use (min.)	w/ BL1850B x2: 65
Max air flow	AC / DC: 3.6 / 2.1 m³/min
Max sealed suction	AC / DC: 24 / 9 kPa
Dimensions (L x W x H)	366 x 334 x 368 mm (14-3/8 x 13-1/8 x 14-1/2")
Net weight	9.3 - 9.9 kg (20.5 - 21.8 lbs.)

LXT HEPA GYUPPA



Floor nozzle, Corner nozzle, Straight pipe, Bent pipe, Hose (38mm-2.5m), Plastic dust bag, Plastic dust bag x10, Powder filter, Tool box, Connection cord (country-specific), Battery, Charger

## DVC860L Corded and Cordless Vacuum Cleaner 18V x2

Corded / 18V X2 (36V) LXT Li-Ion Cordless 8 L Dust Class L Vacuum Cleaner (Wet & Dry)



Capacity	Dust / Water: 8 / 6 L
Continuous use (min.)	w/ BL1850B x2: 65
Max air flow	AC / DC: 3.6 / 2.1 m³/min
Max sealed suction	AC / DC: 24 / 9 kPa
Dimensions (L x W x H)	366 x 334 x 368 mm (14-3/8 x 13-1/8 x 14-1/2")
Net weight	8.6 - 9.2 kg (19 - 20.3 lbs.)

LXT



Floor nozzle, Corner nozzle, Straight pipe, Bent pipe, Hose (38mm-2.5m), Plastic dust bag, Plastic dust bag x10, Cloth filter, Tool box, Connection cord (country-specific), Battery, Charger

## VC3211H Vacuum Cleaner

32 L Dust Class H GYUPPA Vacuum Cleaner (Wet & Dry)



Continuous rating Input	1,050W
Max peak air flow	2 m³/min
Max sealed suction	22.0 kPa (2,240 mmH <sub>2</sub> O) (water column)
Tank capacity	Dust: 32 L Water: 27 L
Dimensions (L x W x H)	552 x 398 x 685 mm (21-3/4 x 15-5/8 x 27")
Net weight	16.9 kg (37.3 lbs.)

GYUPPA



Hose, Front cuffs (22, 24, 38), Belt hook, Hose band, Cap, Poly bag set

# Dust management

## VC3211M

Vacuum Cleaner

### 32 L Dust Class M GYUPPA Vacuum Cleaner (Wet & Dry)



Continuous rating Input	1,050W
Max peak air flow	2.0 m <sup>3</sup> /min
Max sealed suction (water column)	22.0 kPa (2,240 mmH <sub>2</sub> O)
Tank capacity	Dust: 32 L Water: 27 L
Dimensions (L x W x H)	552 x 398 x 685 mm (21-3/4 x 15-5/8 x 27")
Net weight	16.9 kg (37.3 lbs.)



Hose, Front cuffs (22, 24, 38), Belt hook, Hose band, Cap, Poly bag set

## VC3210L

Vacuum Cleaner

### 32 L Dust Class L GYUPPA Vacuum Cleaner (Wet & Dry)



Continuous rating Input	1,050W
Max peak air flow	2.0 m <sup>3</sup> /min
Max sealed suction (water column)	22.0 kPa (2,240 mmH <sub>2</sub> O)
Tank capacity	Dust: 32 L Water: 27 L
Dimensions (L x W x H)	552 x 398 x 685 mm (21-3/4 x 15-5/8 x 27")
Net weight	14.5 kg (32 lbs.)



Hose, Holder, Front cuffs (22, 24, 38), Poly bag set

## VC2201M

Vacuum Cleaner

### 22 L Dust Class M GYUPPA Vacuum Cleaner (Wet & Dry)



Continuous rating Input	1,050W
Max peak air flow	2.0 m <sup>3</sup> /min
Max sealed suction (water column)	22.0 kPa (2,240 mmH <sub>2</sub> O)
Tank capacity	Dust: 22 L Water: 17 L
Dimensions (L x W x H)	552 x 398 x 569 mm (21-3/4 x 15-5/8 x 22-3/8")
Net weight	16 kg (35.4 lbs.)



Hose, Front cuffs (22, 24, 38), Cap, Poly bag 800x650, Poly bag set (incl. 10 pcs of Poly bag 800x650)

## VC2211M

Vacuum Cleaner

### 22 L Dust Class M GYUPPA Vacuum Cleaner (Wet & Dry)



Continuous rating Input	1,050W
Max peak air flow	2.0 m <sup>3</sup> /min
Max sealed suction (water column)	22.0 kPa (2,240 mmH <sub>2</sub> O)
Tank capacity	Dust: 22 L Water: 17 L
Dimensions (L x W x H)	552 x 398 x 569 mm (21-3/4 x 15-5/8 x 22-3/8")
Net weight	16.3 kg (35.9 lbs.)



Hose, Front cuffs (22, 24, 38), Belt hook, Hose band, Cap, Poly bag 800x650, Poly bag set (incl. 10 pcs of Poly bag 800x650)

## VC2510L

Vacuum Cleaner

### 25 L Dust Class L GYUPPA Vacuum Cleaner (Wet & Dry)



Continuous rating Input	1,050W
Max peak air flow	2.0 m <sup>3</sup> /min
Max sealed suction (water column)	22.0 kPa (2,240 mmH <sub>2</sub> O)
Tank capacity	Dust: 25 L Water: 14 L
Dimensions (L x W x H)	432 x 416 x 451 mm (17 x 16-3/8 x 17-3/4")
Net weight	10.5 kg (23.2 lbs.)



Hose, Holder, Front cuffs (22, 24, 38), Poly bag set

## VC1310L

Vacuum Cleaner

### 13 L Dust Class L GYUPPA Vacuum Cleaner (Wet & Dry)



Continuous rating Input	1,050W
Max peak air flow	2.0 m <sup>3</sup> /min
Max sealed suction (water column)	22.0 kPa (2,240 mmH <sub>2</sub> O)
Tank capacity	Dust: 13 L Water: 7 L
Dimensions (L x W x H)	366 x 334 x 420 mm (14-3/8 x 13-1/8 x 16-1/2")
Net weight	9.6 kg (21.2 lbs.)



Hose, Holder, Front cuffs (22, 24, 38), Poly bag set

## VC4210M

Vacuum Cleaner

### 34 L Dust Class M Vacuum Cleaner (Wet & Dry)



Continuous rating Input	1,200W
Max peak air flow	4.5 m <sup>3</sup> /min
Max sealed suction	25.0 kPa
Tank capacity	Dust: 34 L Water: 30 L
Dimensions (L x W x H)	565 x 385 x 605 mm
Net weight	16 kg (35.3 lbs.)



Hose, Quickcoupling, Universal powertool adapter, Fleece filter bag, Disposal bag, Chrome hand tube, Metal tube, Floor nozzle, Crevice nozzle, Makpac holder, Powertool adapter

## VC4210L

Vacuum Cleaner

### 34 L Dust Class L Vacuum Cleaner (Wet & Dry)



Continuous rating Input	1,200W
Max peak air flow	4.5 m <sup>3</sup> /min
Max sealed suction	25.0 kPa
Tank capacity	Dust: 34 L Water: 30 L
Dimensions (L x W x H)	565 x 385 x 605 mm
Net weight	16 kg (35.3 lbs.)



Hose, Quickcoupling, Universal powertool adapter, Fleece filter bag, Disposal bag, Chrome hand tube, Metal tube, Floor nozzle, Crevice nozzle, Makpac holder, Powertool adapter

# Dust management

## VC3012M

Vacuum Cleaner

### 24 L Dust Class M Vacuum Cleaner (Wet & Dry)



Continuous rating Input	1,500W
Max peak air flow	3.7 m <sup>3</sup> /min
Max sealed suction	25.0 kPa
Tank capacity	Dust: 24 L
	Water: 19 L
Dimensions (L x W x H)	450 x 380 x 595 mm
Net weight	11 kg (25.3 lbs.)



Hose, Powertool adapter, AS quick, Quickcoupling, Fleece filter bag, Disposal bag, Chrome hand tube, Metal tube, Floor nozzle, Crevice nozzle, Tube holder

## VC3012L

Vacuum Cleaner

### 24 L Dust Class L Vacuum Cleaner (Wet & Dry)



Continuous rating Input	1,500W
Max peak air flow	3.7 m <sup>3</sup> /min
Max sealed suction	25.0 kPa
Tank capacity	Dust: 24 L
	Water: 19 L
Dimensions (L x W x H)	450 x 380 x 595 mm
Net weight	11 kg (25.3 lbs.)



Hose, Powertool adapter, AS quick, Quickcoupling, Fleece filter bag, Disposal bag, Chrome hand tube, Metal tube, Floor nozzle, Crevice nozzle, Tube holder

## VC3011L

Vacuum Cleaner

### 26 L Dust Class L Vacuum Cleaner (Wet & Dry)



Continuous rating Input	1,000W
Max peak air flow	3.6 m <sup>3</sup> /min
Max sealed suction	21.0 kPa
Tank capacity	Dust: 26 L
	Water: 23 L
Dimensions (L x W x H)	390 x 400 x 635 mm
Net weight	9 kg (19.9 lbs.)



Hose, Crevice nozzle, Tool adapter, Tool box, Floor nozzle, Aluminum tube, Fleece filter bag, Disposal bag

## VC2512L

Vacuum Cleaner

### 21 L Dust Class L Vacuum Cleaner (Wet & Dry)



Continuous rating Input	1,000W
Max peak air flow	3.6 m <sup>3</sup> /min
Max sealed suction	21.0 kPa
Tank capacity	Dust: 21 L
	Water: 18 L
Dimensions (L x W x H)	390 x 390 x 530 mm
Net weight	7 kg (15.5 lbs.)



Hose, Hand tube, Crevice nozzle, Floor nozzle, Tool adapter, Aluminum tube, Fleece filter bag, Disposal bag

## VC2012L

Vacuum Cleaner

### 15 L Dust Class L Vacuum Cleaner (Wet & Dry)



Continuous rating Input	1,000W
Max peak air flow	3.6 m <sup>3</sup> /min
Max sealed suction	21.0 kPa
Tank capacity	Dust: 15 L
	Water: 12 L
Dimensions (L x W x H)	371 x 390 x 495 mm
Net weight	7 kg (15.5 lbs.)



Hose, Hand tube, Crevice nozzle, Floor nozzle, Tool adapter, Aluminum tube, Fleece filter bag, Disposal bag

## VC2000L

Vacuum Cleaner

### 20 L Dust Class L Vacuum Cleaner



Continuous rating Input	1,000W
Max sealed suction	21.0 kPa
Tank capacity	20 L
Dimensions (L x W x H)	390 x 385 x 505 mm
Net weight	7.5 kg (N/A lbs.)



Hose, Hand tube, Crevice nozzle, Floor nozzle, Tool adapter, Aluminum tube, Fleece filter bag, Disposal bag

## DVC750L

Cordless Portable Vacuum Cleaner

18V

### 18V LXT BL Brushless Cordless 7.5 L Dust Class L HEPA Portable 2-Speed Vacuum Cleaner (Wet & Dry)



Capacity	Dust / Water: 7.5 / 4.5 L
Continuous use (min.)	w/ BL1850B, High: 30
	w/ BL1850B, Normal: 60
Max air flow	at Hose end, High: 1.6 m <sup>3</sup> /min,
	at Hose end, Normal: 1.3 m <sup>3</sup> /min,
	at Turbine: 2.4 m <sup>3</sup> /min
Max sealed suction	High / Normal: 6.7 / 4.2 kPa
Dimensions (L x W x H)	418 x 251 x 278 mm (16-1/2 x 9-7/8 x 11")
Net weight	4.3 - 4.6 kg (9.4 - 10.1 lbs.)



Hose, Floor nozzle, Sash nozzle, Shoulder belt, Round brush, Shelf brush, Joint, Battery, Charger

## DVC350

Cordless Vacuum Cleaner

18V

### 18V LXT Li-Ion Cordless Vacuum Cleaner



Max sealed suction	6.0 kPa (612 mmH <sub>2</sub> O)
(water column)	
Max air flow	3.4 m <sup>3</sup> /min
Dimensions (L x W x H)	273 x 195 x 226 mm (10-3/4 x 7-5/8 x 8-7/8")
Net weight	2.2 - 2.4 kg (4.8 - 5.3 lbs.)



Charger, Battery, Nozzle, Dust bag, Hose, Shoulder belt



# Dust management

## VC011G Cordless Backpack Vacuum Cleaner **40V max**

### 40Vmax XGT BL Brushless Cordless HEPA Backpack Vacuum Cleaner



Capacity	Paper dust bag: 6.0 L Cloth dust bag: 5.5 L
Continuous use	w/ BL4050F x2, Mode 1: 260 min w/ BL4050F x2, Mode 2: 130 min w/ BL4050F x2, Mode 3: 75 min w/ BL4050F x2, Mode 4: 40 min
Max air flow	2.4 m <sup>3</sup> /min
Max sealed suction	20 kPa
Dimensions (L x W x H)	w/ BL4040 x2: 301 x 185 x 526 mm (11-7/8 x 7-1/4 x 20-3/4")
Net weight	6.4 - 9.5 kg (14.1 - 20.9 lbs.)



Hose, Hose band, Dust bag, Switching nozzle, Nozzle (country-specific), Bent pipe with pipe locking mechanism, telescopic pipe with pipe locking mechanism (country-specific), Aluminum telescopic pipe with pipe locking mechanism (country-specific), Long sash nozzle (country-specific), Battery, Charger

## VC009G Cordless Backpack Vacuum Cleaner **40V max**

### 40Vmax XGT BL AWS Cordless HEPA Backpack Vacuum Cleaner



Capacity	Paper dust bag: 2.0 L Cloth dust bag: 1.5 L
Continuous run time on full battery charge	w/ BL4050F, Mode 1: 55 min w/ BL4050F, Mode 2: 30 min w/ BL4050F, Mode 3: 14 min
Max air flow	1.9 m <sup>3</sup> /min
Max sealed suction	18 kPa
Dimensions (L x W x H)	w/ BL4020 / BL4025: 233 x 150 x 375 mm (9-1/8 x 5-7/8 x 14-3/4") w/ BL4080F: 233 x 158 x 413 mm (9-1/8 x 6-1/4 x 16-1/4")
Net weight	4.1 - 5.3 kg (9.0 - 11.7 lbs.)



Hose, Hose band, Dust bag, Front cuff (country-specific), Wireless unit, Filter, Battery, Charger

## VC012G Cordless Backpack Vacuum Cleaner **40V max**

### 40Vmax XGT BL Brushless AWS Cordless HEPA Backpack Vacuum Cleaner



Capacity	Paper dust bag: 6.0 L Cloth dust bag: 5.5 L
Continuous use	w/ BL4050F x2, Mode 1: 130 min w/ BL4050F x2, Mode 2: 75 min w/ BL4050F x2, Mode 3: 40 min
Max air flow	2.1 m <sup>3</sup> /min
Max sealed suction	20 kPa
Dimensions (L x W x H)	w/ BL4040 x2: 301 x 185 x 526 mm (11-7/8 x 7-1/4 x 20-3/4")
Net weight	6.4 - 9.5 kg (14.1 - 20.9 lbs.)



Hose, Hose band, Dust bag, Front cuff 22, Front cuff 24 (country-specific), Wireless unit set (country-specific), Battery, Charger

## VC008G Cordless Backpack Vacuum Cleaner **40V max**

### 40Vmax XGT BL Brushless Cordless HEPA Backpack Vacuum Cleaner



Capacity	Paper dust bag: 2.0 L Cloth dust bag: 1.5 L
Continuous run time on full battery charge	w/ BL4050F, Mode 1: 110 min, Mode 2: 55 min Mode 3: 30 min, Mode 4: 14 min
Max air flow	2.4 m <sup>3</sup> /min
Max sealed suction	18 kPa
Dimensions (L x W x H)	w/ BL4020 / BL4025: 233 x 150 x 375 mm (9-1/8 x 5-7/8 x 14-3/4") w/ BL4080F: 233 x 158 x 413 mm (9-1/8 x 6-1/4 x 16-1/4")
Net weight	4.1 - 5.3 kg (9.0 - 11.7 lbs.)



Switching nozzle, Hose, Hose band, Nozzle, Telescopic pipe assembly, Bent pipe, Long sash nozzle, Filter, Dust bag, Battery, Charger

## DVC665 Cordless Backpack Vacuum Cleaner **18V x2**

### 18V X2 (36V) LXT BL AWS Cordless HEPA Backpack Vacuum Cleaner



Capacity	Paper dust bag: 6 L Cloth dust bag: 5.5 L
Continuous use (min.)	w/ BL1860B (Max): 40 w/ BL1860B (High): 75 w/ BL1860B (Normal): 140
Max air flow	w/ Hose 28-1.5: 1.8 m <sup>3</sup> /min
Max sealed suction	11 kPa
Dimensions (L x W x H)	297 x 174 x 523 mm (11-3/4 x 6-7/8 x 20-5/8")
Net weight	6.1 - 6.7 kg (13.5 - 14.9 lbs.)



Floor nozzle, Hose, Hose band, Nozzle, Telescopic pipe assembly, Bent pipe, Switching nozzle, Free nozzle, Dust bag, Front cuffs (22, 24), Battery, Charger

## DVC660 Cordless Backpack Vacuum Cleaner **18V x2**

### 18V X2 (36V) LXT BL Brushless Cordless HEPA Backpack Vacuum Cleaner



Capacity	Paper dust bag: 6 L Cloth dust bag: 5.5 L
Continuous use (min.)	w/ BL1860B (Max): 40, (High): 75, (Normal): 140
Max air flow	w/ Hose 38-1.5: 2.3 m <sup>3</sup> /min w/ Hose 32-1.0: 2.2 m <sup>3</sup> /min w/ Hose 28-1.0: 2.0 m <sup>3</sup> /min w/ Hose 28-1.5: 1.8 m <sup>3</sup> /min
Max sealed suction	11 kPa
Dimensions (L x W x H)	297 x 174 x 523 mm (11-3/4 x 6-7/8 x 20-5/8")
Net weight	6.1 - 6.7 kg (13.4 - 14.8 lbs.)



Floor nozzle, Hose, Hose band, Nozzle, Telescopic pipe assembly, Bent pipe, Switching nozzle, Free nozzle, Dust bag, Front cuffs (22, 24), Battery, Charger

## DVC265 Cordless Backpack Vacuum Cleaner **18V x2**

### 18V X2 (36V) LXT BL AWS Cordless HEPA Backpack Vacuum Cleaner



Capacity	Paper dust bag: 2 L Cloth dust bag: 1.5 L
Continuous use (min.)	w/ BL1860B (High): 40 w/ BL1860B (Low): 75
Max air flow	w/ Hose 28-1.0: 2 m <sup>3</sup> /min w/ Hose 28-1.5: 1.8 m <sup>3</sup> /min
Max sealed suction	11 kPa
Dimensions (L x W x H)	230 x 152 x 373 mm (9 x 6 x 14-3/4")
Net weight	3.9 - 4.5 kg (8.6 - 10.0 lbs.)



Hose, Hose band, Nozzle, Telescopic pipe assembly, Bent pipe, Switching nozzle, Free nozzle, Dust bag, Front cuffs (22, 24), Wireless unit, Battery, Charger

## DVC261 Cordless Backpack Vacuum Cleaner **18V x2**

### 18V X2 (36V) LXT BL Brushless Cordless HEPA Backpack Vacuum Cleaner



Capacity	Paper dust bag: 2.0 L Cloth dust bag: 1.5 L
Continuous use (min.)	w/ BL1860B (Max): 40, (High): 75, (Normal): 140
Max air flow	w/ Hose 38-1.5: 2.3 m <sup>3</sup> /min w/ Hose 32-1.0: 2.2 m <sup>3</sup> /min w/ Hose 28-1.0: 2.0 m <sup>3</sup> /min w/ Hose 28-1.5: 1.8 m <sup>3</sup> /min
Max sealed suction	11 kPa
Dimensions (L x W x H)	230 x 152 x 373 mm (9 x 6 x 14-3/4")
Net weight	3.8 - 4.5 kg (8.5 - 9.9 lbs.)



Floor nozzle, Hose, Hose band, Nozzle, Telescopic pipe assembly, Bent pipe, Switching nozzle, Free nozzle, Dust bag, Front cuffs (22, 24), Battery, Charger

# Comparison List

Model No.	Dust class	Powered	Tank capacity Dust/ Water (L)	Tank type	Max Air Flow (m <sup>3</sup> / min)	Max Sealed Suction (kPa)	Switch of connected power tool
<b>Cordless Vacuum Cleaner / Vacuum Cleaner</b>							
VC006GM	M	DC (40Vmax x2)	40 / 30	Plastic	3.7 (hose Ø 38-2.5)	18	AWS
VC007GL	L (HEPA filter)	DC (40Vmax x2)	40 / 30	Plastic	3.7 (hose Ø 38-2.5)	18	AWS
VC005GL	L	DC (40Vmax)	8 / -	Plastic	2.8 (hose Ø 32-1.7)	23	-
VC004GL	L (HEPA filter)	DC (40Vmax)	15 / -	Plastic	1.8 (hose Ø 28-3.5)	23	AWS
VC003GL	L	DC (40Vmax)	15 / 12	Plastic	3.2 (hose Ø 38-2.5)	23	-
VC002GL	L (HEPA filter)	DC (40Vmax)	8 / -	Plastic	1.8 (hose Ø 28-3.5)	23	AWS
VC001GL	L	DC (40Vmax)	8 / 6	Plastic	3.2 (hose Ø 38-2.5)	23	-
DVC157L	L (HEPA filter)	DC (LXT18V x2)	15 / -	Plastic	2.4 (hose Ø 38-2.5)	11	AWS
DVC156L	L	DC (LXT18V x2)	15 / -	Plastic	2.1 (hose Ø 32-1.7)	11	-
DVC155L	L	DC (LXT18V x2)	15 / 12	Plastic	2.1 (hose Ø 32-1.7)	11	-
DVC867L	L (HEPA filter)	DC (LXT18V x2)	8 / -	Plastic	2.4 (hose Ø 38-2.5)	11	AWS
DVC866L	L	DC (LXT18V x2)	8 / -	Plastic	2.1 (hose Ø 32-1.7)	11	-
DVC865L	L	DC (LXT18V x2)	8 / 6	Plastic	2.1 (hose Ø 32-1.7)	11	-
DVC861L	L (HEPA filter)	DC (LXT18V x2) / AC	8 / -	Plastic	AC/DC : 3.6 / 2.1 (Ø 38-2.5)	AC/DC : 24 / 9.0	-
DVC860L	L	DC (LXT18V x2) / AC	8 / 6	Plastic	AC/DC : 3.6 / 2.1 (Ø 38-2.5)	AC/DC : 24 / 9.0	-
VC3211H	H	AC	32 / 27	Stainless steel	2.0 (hose Ø 28-3.5)	22	Automatic
VC3211M	M	AC	32 / 27	Stainless steel	2.0 (hose Ø 28-3.5)	22	Automatic
VC3210L	L	AC	32 / 27	Stainless steel	2.0 (hose Ø 28-3.5)	22	Automatic
VC2201M	M	AC	22 / 17	Stainless steel	2.0 (hose Ø 28-3.5)	22	-
VC2211M	M	AC	22 / 17	Stainless steel	2.0 (hose Ø 28-3.5)	22	Automatic
VC2510L	L	AC	25 / 14	Plastic	2.0 (hose Ø 28-3.5)	22	Automatic
VC1310L	L	AC	13 / 7	Plastic	2.0 (hose Ø 28-3.5)	22	Automatic
VC4210M	M	AC	34 / 30	Plastic	4.5	25	Automatic
VC4210L	L	AC	34 / 30	Plastic	4.5	25	Automatic
VC3012M	M	AC	24 / 19	Plastic	3.7	25	Automatic
VC3012L	L	AC	24 / 19	Plastic	3.7	25	Automatic
VC3011L	L	AC	26 / 23	Stainless steel	3.6	21	Automatic
VC2512L	L	AC	21 / 18	Plastic	3.6	21	Automatic
VC2012L	L	AC	15 / 12	Stainless steel	3.6	21	Automatic
VC2000L	L	AC	20 / -	Plastic	-	21	-
DVC350	-	DC (LXT18V)	3 / -	-	3.4	6	-
DVC750L	L (HEPA filter)	DC (LXT18V)	7.5 / 4.5	Plastic	1.6	6.7	-
<b>Cordless Backpack Vacuum Cleaner</b>							
VC012G	(HEPA filter)	DC (40Vmax)	Paper dust bag 6.0 / - Cloth dust bag 5.5	-	2.1	20	AWS
VC011G	(HEPA filter)	DC (40Vmax)	Paper Dust bag 6.0 / - Cloth Dust bag 5.5	-	2.4	20	-
VC009G	(HEPA filter)	DC (40Vmax)	Paper dust bag: 2.0 / - Cloth Dust Bag 1.5	-	1.9 (hose Ø 28-1.5)	18	AWS
VC008G	(HEPA filter)	DC (40Vmax)	Paper dust bag: 2.0 / - Cloth Dust Bag 1.5	-	2.4 (hose Ø 32-1.0)	18	-
DVC665	(HEPA filter)	DC (LXT18V x2)	Paper dust bag 6.0 / - Cloth dust bag 5.5	-	1.8 (hose Ø 28-1.5)	11	AWS
DVC660	(HEPA filter)	DC (LXT18V x2)	Paper dust bag 6.0 / - Cloth dust bag 5.5	-	2.2 (hose Ø 32-1.0)	11	-
DVC265	(HEPA filter)	DC (LXT18V x2)	Paper dust bag 2.0 / - Cloth dust bag 1.5	-	2.0 (hose Ø 28-1.0)	11	AWS
DVC261	(HEPA filter)	DC (LXT18V x2)	Paper dust bag 2.0 / - Cloth dust bag 1.5	-	2.2 (hose Ø 32-1.0)	11	-
<b>Cordless Upright Cleaner</b>							
VC010G	L(HEPA filter)	DC (40Vmax)	5 / -	-	1.8	15	-
DVC560	L(HEPA filter)	DC (LXT18V x2)	5 / -	-	1.9	12	-

## DCL501 Cordless Cyclone Cleaner 18V

18V LXT BL Brushless Cordless HEPA 2-Speed Cyclone Cleaner



Capacity	250 mL
Continuous use (min.)	w/ BL1860B (High): 35 w/ BL1860B (Low): 77
Max air flow	1.2 m <sup>3</sup> /min
Max sealed suction (water column)	10 kPa (1,020 mmH <sub>2</sub> O)
Dimensions (L x W x H)	352 x 189 x 252 mm (13-7/8 x 7-7/16 x 9-7/8")
Net weight	3.1 - 3.4 kg (6.8 - 7.5 lbs.)



Shoulder belt, Crevice nozzle, Cleaning brush, Floor nozzle, Zoom pipe, Hose, Hose hook

## DRC300 Robotic Cleaner 18V

18V LXT BL Brushless HEPA Robotic Cleaner w/ Mapping Function



Continuous use (min.)	w/ BL1860B x2: 240
Max cleaning area	w/ BL1860B x2: 600 m <sup>2</sup>
Max registrable mapping area	10,000 m <sup>2</sup>
Rotation speed	Main brush: 1,600 RPM Side brush: 200 RPM
Max running speed	0.3 m/sec
Dust box capacity	3.0 L
Dimensions (L x W x H)	500 x 500 x 204 mm (19-3/4 x 19-3/4 x 8")
Net weight	9.6 - 10.6 kg (21.2 - 23.4 lbs.)



RF remote controller (including two AAA alkaline batteries), Side brush

## DRC200 Robotic Cleaner 18V

18V LXT BL Brushless Robotic Cleaner



Continuous use (min.)	w/ BL1850B x2: 200 w/ BL1830B x2: 120
Max cleaning area	w/ BL1850B x2: 500 m <sup>2</sup> w/ BL1830B x2: 300 m <sup>2</sup>
Max running speed	0.3 m/sec
Dust box capacity	2.5 L
Dimensions (L x W x H)	460 x 460 x 180 mm (18-1/8 x 18-1/8 x 7-1/8")
Net weight	7.8 kg (16.1 lbs.)



RF remote controller (including two AAA alkaline batteries), Side brush, Boundary tape

## VC010G Cordless Upright Cleaner 40V max

40Vmax XGT BL Brushless Cordless 5 L HEPA Upright Cleaner



Capacity	5.0 L (1.3 gal)
Cleaning width	381 mm (15")
Continuous use	w/ BL4050F, High / Normal / Low noise: 25 / 50 / 100 min
Max air flow	1.8 m <sup>3</sup> /min
Max sealed suction	15 kPa
Dimensions (L x W x H)	326 x 381 x 1,146 mm (12-7/8 x 15 x 45")
Net weight	8.0 - 9.2 kg (17.6 - 20.3 lbs.)



Long sash nozzle, Round brush, Filter bag, Main filter, Filter bag set (country-specific), Battery, Charger

## DVC560 Cordless Upright Cleaner 18V x2

18V X2 (36V) LXT BL Brushless Cordless 5 L HEPA Upright Cleaner



Capacity	Dust: 5 L
Cleaning width	318 mm (12-1/2")
Continuous use (min.)	w/ BL1860B x2 Max / Normal / Low noise: 30 / 60 / 120
Max air flow	1.9 m <sup>3</sup> /min
Max sealed suction	12 kPa
Dimensions (L x W x H)	326 x 318 x 1,146 mm (12-7/8 x 12-1/2 x 45")
Net weight	8.3 - 9.0 kg (18.3 - 19.8 lbs.)



Long sash nozzle, Round brush, Filter bag, Filter H, Filter bag set, Battery, Charger

## DCL184 Cordless Cleaner 18V

18V LXT Li-Ion Cordless 3-Speed Cleaner



Capacity	Cloth dust bag / Paper dust bag: 500 / 330 mL
Continuous use (min.)	Max / High / Normal: 20 / 30 / 80 (w/ BL1830B)
Max air flow	Cleaning: 1.4 m <sup>3</sup> /min Blowing: 0.4 m <sup>3</sup> /min
Max air velocity	Blowing: 100 m/s
Max sealed suction	5.4 kPa (550 mmH <sub>2</sub> O)
Dimensions (L x W x H)	w/ BL1830B / BL1840B / BL1850B / BL1860B: 365 x 138 x 202 mm (14-3/8 x 5-7/16 x 8")
Net weight	1.8 - 2.2 kg (4.0 - 4.9 lbs.)



Seat nozzle, Mat nozzle, Rubber nozzle, Soft brush, Blower attachment, Dust bag, Paper dust bag, Shoulder belt, Battery, Charger

## CL121D Cordless Cleaner 12V max

12Vmax CXT Li-Ion Cordless 3-Speed Cleaner



Capacity	Cloth dust bag / Paper dust bag: 500 / 330 mL
Continuous use (w/ BL1041B) (min.)	Max / High / Normal: 27 / 32 / 67
Continuous use (w/ BL1016) (min.)	Max / High / Normal: 10 / 12 / 25
Max air flow	Cleaning: 1.3 m <sup>3</sup> /min Blowing: 0.3 m <sup>3</sup> /min
Max air velocity	Blowing: 76 m/s
Max sealed suction	4.6 kPa (470 mmH <sub>2</sub> O)
Dimensions (L x W x H)	w/ BL1016/BL1021B: 345 x 138 x 202 mm (13-5/8 x 5-7/16 x 8") w/ BL1041B: 359 x 138 x 202 mm (14-1/8 x 5-7/16 x 8")
Net weight	1.7 - 1.8 kg (3.7 - 4.0 lbs.)



Seat nozzle, Mat nozzle, Rubber nozzle, Soft brush, Blower attachment, Dust bag, Paper dust bag, Shoulder belt, Battery, Charger

## VS001G Cordless Vacuum Sweeper 40V max

40Vmax XGT BL Cordless 24 L Dust Class HEPA Vacuum Sweeper



Continuous use	Quiet: 290, 480 min/ Standard: 120, 200 min
Continuous use (Battery)	BL4050F x2, BL4080F x2
Dust container capacity	24 L (6.3 gal)
Dust collection volume	15.6 L (4.1 gal)
Cleaning width	Main brush: 480 mm (18-7/8") Side brush: 650 mm (25-1/2")
Dimensions (L x W x H)	w/ Handle in upright position: 830 x 677 x 1,146 mm (32-3/4 x 26-3/4 x 45") w/ Handle in retracted position: 830 x 677 x 467 mm (32-3/4 x 26-3/4 x 18-3/8")
Net weight	29.9 - 33.1 kg (65.9 - 73.0 lbs.)



Battery, Charger

Capsule type



One touch switch



**CL001G** **40Vmax**

Easy shake off dust filter

**BL** **MILYPORE**

Max Air Flow **1.2m³/min** Max Sealed Suction **21kPa**

**DCL284F** **18V**

Easy shake off dust filter

**BL** **MILYPORE**

Max Air Flow **1.2m³/min** Max Sealed Suction **18kPa**

**DCL181F** **18V**

Easy shake off dust filter

**BL** **MILYPORE**

Max Air Flow **1.4m³/min** Max Sealed Suction **5.3kPa**

Paper bag type



One touch switch



**CL002G** **40Vmax**

Easy shake off dust bag

**BL** **MILYPORE**

Max Air Flow **1.2m³/min** Max Sealed Suction **21kPa**

**DCL285F** **18V**

Easy shake off dust bag

**BL** **MILYPORE**

Max Air Flow **1.2m³/min** Max Sealed Suction **18kPa**

**DCL182** **18V**

Easy shake off dust bag

**BL** **MILYPORE**

Max Air Flow **1.0m³/min** Max Sealed Suction **4.0kPa**

Capsule type



Trigger switch



**DCL283F** **18V**

Easy shake off dust filter

Lock on button

**BL** **MILYPORE**

Max Air Flow **1.1m³/min** Max Sealed Suction **17.5kPa**

**DCL180** **18V**

Easy shake off dust filter

**BL** **MILYPORE**

Max Air Flow **1.4m³/min** Max Sealed Suction **4.2kPa**

**CL106FD** **12Vmax**

**BL** **MILYPORE**

Max Air Flow **1.3m³/min** Max Sealed Suction **3.1kPa**

Cyclone unit



One touch switch



**CL003G** **40Vmax**

High performance filter set

**BL** **MILYPORE**

Max Air Flow **1.0m³/min** Max Sealed Suction **20kPa**

**DCL286F** **18V**

High performance filter set

**BL** **MILYPORE**

Max Air Flow **1.0m³/min** Max Sealed Suction **18kPa**

**CL108FD** **12Vmax**



**Max Air Flow** **Max Sealed Suction**  
**1.2m³/min** **4.4kPa**

**CL117FD 2.0Ah** **12Vmax Built-in Battery**



**Max Air Flow** **Max Sealed Suction**  
**1.0m³/min** **5.0kPa**

**CL107FD** **12Vmax**



**Max Air Flow** **Max Sealed Suction**  
**1.4m³/min** **5.0kPa**

**CL114FD 2.0Ah** **12Vmax Built-in Battery**



**Max Air Flow** **Max Sealed Suction**  
**1.4m³/min** **5.0kPa**

**CL102D** **10.8V**



**Max Air Flow** **Max Sealed Suction**  
**1.1m³/min** **2.7kPa**

**CL072D** **7.2V**



**Max Air Flow** **Max Sealed Suction**  
**1.1m³/min** **2.1kPa**

**CL100D** **10.8V**



**Max Air Flow** **Max Sealed Suction**  
**1.3m³/min** **2.3kPa**

**CL070D** **7.2V**



**Max Air Flow** **Max Sealed Suction**  
**1.2m³/min** **2.2kPa**

**CL183D** **18V**



**Max Air Flow** **Max Sealed Suction**  
**1.3m³/min** **2.6kPa**

**Home**

**Building**

**Built-in Job Light**

**Electronic 2-Speed**

**Electronic 3-Speed**

**Electronic 4-Speed**

# Dust management

## Cordless Cleaner



**40V max XGT**

### CL001G / CL002G / CL003G

### 40Vmax XGT BL Brushless Cordless Cleaner



	CL001G	CL002G	CL003G
Capacity	730 mL	Dust Bag / Paper Pack: 500 / 330mL	250 mL
Continuous Use (min.)	w/ BL4025, 1 / 2 / 3 / 4: 80 / 40 / 25 / 16	w/ BL4025, 1 / 2 / 3 / 4: 80 / 40 / 25 / 16	w/ BL4025, 1 / 2 / 3 / 4: 80 / 40 / 25 / 16
Dimensions (L x W x H)	1,081 x 113 x 158 mm	1,081 x 114 x 158 mm	1,121 x 113 x 177 mm
w/ Pipe & Nozzle, w/ BL4040:	(42-1/2 x 4-7/16 x 6-1/4")	(42-1/2 x 4-1/2 x 6-1/4")	(44-1/4 x 4-7/16 x 7")
Net weight	1.7 - 2.3 kg (3.7 - 5.1 lbs.)	1.8 - 3.0 kg (4.0 - 6.6 lbs.)	1.9 - 2.5 kg (4.2 - 5.5 lbs.)

Floor Nozzle, Sash Nozzle, Sash Nozzle Holder, Pipe, Hand strap(CL001G,CL002G), Easy shake off filter EX(CL001G), High performance dust bag(CL002G), Paper dust bag(CL002G), High performance filter(CL003G), Cyclone attachment with pipe locking mechanism(CL002G), Straight pipe(CL002G), Battery, Charger

**18V LXT**  
Fast Charging

### DCL283F / DCL284F / DCL285F / DCL286F

### 18V LXT BL Brushless Li-Ion Cordless Cleaner



	DCL283F	DCL284F	DCL285F	DCL286F
Capacity	730 mL	730 mL	Dust Bag / Paper Pack: 500 / 330 mL	250 mL
Continuous Use (min.)	w/ BL1830B: 10	w/ BL1830B, 1 / 2 / 3 / 4: 38 / 21 / 15 / 8	w/ BL1830B, 1 / 2 / 3 / 4: 38 / 21 / 15 / 8	w/ BL1830B, 1 / 2 / 3 / 4: 38 / 21 / 15 / 8
Dimensions (L x W x H)	503 x 113 x 155 mm (19-3/4 x 4-7/16 x 6-1/8")	503 x 113 x 153 mm (19-3/4 x 4-7/16 x 6")	503 x 113 x 153 mm (19-3/4 x 4-7/16 x 6")	543 x 113 x 177 mm (21-3/8 x 4-7/16 x 7")
Net weight	1.3 - 1.6 kg (2.9 - 3.5 lbs.)	1.3 - 1.6 kg (2.9 - 3.5 lbs.)	1.4 - 1.7 kg (3.1 - 3.7 lbs.)	1.6 - 1.9 kg (3.5 - 4.2 lbs.)

Nozzle assembly, Sash nozzle, Sash nozzle holder, Pipe, Paper dust bag (DCL285F), Easy shake off filter (DCL286F), Battery, Charger

### DCL180 / DCL181F / DCL182

### 18V LXT Li-Ion Cordless Cleaner



	DCL180	DCL181F	DCL182
Capacity	650 mL	650 mL	Dust Bag / Paper Pack: 500 / 330mL
Continuous Use (min.)	w/ BL1830B: 20	w/ BL1830B High / Low: 20 / 40	w/ BL1830B High / Low: 20 / 40
Dimensions (L x W x H)	999x114x152 mm (39-1/4"x4-1/2"x6")	999x114x152 mm (39-1/4"x4-1/2"x6")	1,004x115x151 mm (39-1/2"x4-1/2"x5-15/16")
Net weight	1.2 kg (2.7 lbs.)	1.2 - 1.4 kg (2.7 - 3.1 lbs.)	1.3 kg (2.8 lbs.)

Floor Nozzle, Sash Nozzle, Sash Nozzle Holder, Pipe, Filter (DCL180), Prefilter (DCL180), Easy shake off filter (DCL181F), Dust Bag (DCL182), Paper Dust Bag (DCL182), Battery, Charger

**12V max CXT**  
Fast Charging

### CL106FD / CL107FD / CL108FD

### 12V max CXT Li-Ion Cordless Cleaner



	CL106FD	CL107FD	CL108FD
Capacity	600 mL	Dust Bag / Paper Pack: 500 / 330mL	600 mL
Continuous Use (min.)	w/ BL1041B: 42	w/ BL1041B Max / High / Normal: 20 / 24 / 50	w/ BL1016B Max / High Normal: 10 / 12 / 25
Dimensions (L x W x H)	958x100x150 mm (37-3/4"x3-15/16"x5-7/8")	960x112x150 mm (37-3/4"x4-3/8"x5-7/8")	956x110x150 mm (37-5/8"x4-5/16"x5-7/8")
Net weight	1.0 - 1.1 kg (2.1 - 2.5 lbs.)	1.1 - 1.3 kg (2.5 - 2.9 lbs.)	1.0 - 1.2 kg (2.2 - 2.6 lbs.)

Floor Nozzle, Sash Nozzle, Sash Nozzle Holder, Pipe, Filter (CL106FD / CL108FD), Prefilter (CL106FD / CL108FD), Dust Bag (CL107FD), Paper Dust Bag (CL107FD), Battery, Charger

**12V max Built-in Battery**

### CL114FD / CL117FD

### 12Vmax Li-Ion Cordless Cleaner Built-In Battery



	CL114FD	CL117FD
Capacity	Cloth Dust Bag / Paper Dust Bag: 500 / 330 mL	650 mL
Continuous Use (min.)	Powerful / High / Normal: 10 / 18 / 55	Powerful / High / Normal: 10 / 18 / 55
Dimensions (L x W x H)	w/ Pipe & Nozzle: 983 x 113 x 136 mm (38-3/4 x 4-7/16 x 5-3/8")	w/ Pipe & Nozzle: 992 x 110 x 136 mm (39 x 4-5/16 x 5-3/8")
Net weight	1.1 kg (2.4 lbs.)	1.0 kg (2.2 lbs.)

CL114FD: Floor nozzle(CL114FD), Floor/carpet T-nozzle(CL117FD), Sash nozzle, Sash nozzle holder, Pipe(CL114FD), Straight pipe(CL117FD), Dust bag(CL114FD), Paper dust bag(CL114FD), Easy shake off filter(CL117FD), Charger

**7.2V / 10.8V**

### CL070D / CL072D / CL100D / CL102D

### 7.2V Li-Ion Cordless Cleaner / 10.8V Li-Ion Cordless Cleaner



	CL070D	CL072D	CL100D	CL102D
Capacity	600 mL	Dust Bag / Paper Pack: 500 mL / 330 mL	600 mL	Dust Bag / Paper Pack: 500 mL / 330 mL
Continuous Use (min.)	8	High / Low: 8 / 16	12	High / Low: 13 / 21
Dimensions (L x W x H)	966x103x142 mm (38-1/32"x4-1/16"x5-5/8")	984x113x146 mm (38-3/4"x4-7/16"x5-3/4")	966x103x150 mm (38-1/32"x4-1/16"x5-7/8")	984x113x150 mm (38-3/4"x4-7/16"x5-7/8")
Net weight	0.81 kg (1.8 lbs.)	1.0 kg (2.2 lbs.)	0.88 kg (1.94 lbs.)	1.1 kg (2.4 lbs.)

Floor Nozzle, Sash Nozzle, Sash Nozzle Holder, Pipe, Filter (CL070D / CL100D), Prefilter (CL070D / CL100D), Dust Bag (CL072D / CL102D), Paper Dust Bag (CL072D / CL102D), Battery, Charger

**18V**

### CL183D

### 18V Li-Ion Cordless Cleaner, G-Battery



	CL183D
Capacity	600 mL
Continuous Use (min.)	w/ BL1815G: 30
Dimensions (L x W x H)	966x102x148 mm (38"x4"x5-7/8")
Net weight	1.2 kg (2.6 lbs.)

Floor T-Nozzle28, Sash Nozzle, Sash Nozzle Holder, Pipe, Filter, Prefilter, Battery, Charger

# Dust management

## UB004C Battery Powered Backpack Blower

### BL Brushless Battery Powered Variable Speed Backpack Blower

new



Air volume	w/ PDC1500, Cruise control mode, Mode 1 / 2 / 3: 8.5 / 15.2 / 19.7 m <sup>3</sup> /min
Max air velocity	w/ PDC1500, Boost mode: 20.9 m <sup>3</sup> /min w/ PDC1500, Cruise control mode, Mode 1 / 2 / 3: 33.2 / 59.0 / 76.3 m/s
Blowing force	w/ PDC1500, Boost mode: 80.7 m/s w/ PDC1500, Cruise control mode, Mode 1 / 2 / 3: 5 / 15 / 25 N
No load speed	w/ PDC1500, Boost mode: 28 N Cruise control mode, Mode 1 / 2 / 3: 10,500 / 18,000 / 22,500 min <sup>-1</sup> Boost mode: 23,800 min <sup>-1</sup>
Continuous use	55 - 200 min
Continuous use (Attachment)	Standard nozzle
Continuous use (Battery)	PDC1500
Dimensions (L x W x H)	460 x 575 x 585 mm (18-1/8 x 22-5/8 x 23")
Net weight	16.5 - 18.6 kg (36.4 - 41.0 lbs.)



End nozzle, Flat nozzle

## UB003C Battery Powered Blower

### BL Brushless Battery Powered Variable Speed Blower

new



Max air volume	w/ End nozzle, w/ PDC1500, Max speed mode: 17.6 m <sup>3</sup> /min
Max air velocity	w/ End nozzle, w/ PDC1500, Max speed mode: 86.0 m/s
Blowing force	w/ End nozzle, w/ PDC1500, Max speed mode: 24 N
No load speed	Mode 1 / Mode 2 / Mode 3: 4,000-10,600 / 17,700 / 22,100 min <sup>-1</sup>
Continuous use	w/ End nozzle, w/ PDC1500, Max speed mode: 60 min
Dimensions (L x W x H)	w/ Nozzle: 913 - 1,013 x 178 x 298 mm (36 - 40 x 7 x 11-3/4") w/o Nozzle: 662 x 178 x 298 mm (26 x 7 x 11-3/4")
Net weight	2.8 - 3.1 kg (6.2 - 6.8 lbs.)



Band assembly

## UB002C Battery Powered Backpack Blower

### BL Brushless Battery Powered Variable Speed Blower



No load speed	0 - 22,000 min <sup>-1</sup>
Blowing force	0 - 22.0 N
Max air volume	w/ End nozzle: 0 - 19.0 m <sup>3</sup> /min w/ Flat nozzle: 0 - 17.9 m <sup>3</sup> /min
Max air velocity	w/ End nozzle: 0 - 71.7 m/s w/ Flat nozzle: 0 - 76.0 m/s
Continuous run time on full battery charge	78 min
Dimensions (L x W x H)	w/ Nozzle: 1,368 x 694 x 715 mm (54 x 27-1/4 x 28-1/8")
Net weight	15.9 - 16.1 kg (35.1 - 35.4 lbs.)



Adapter pipe, Flat nozzle, Extension nozzle

## UB001C Battery Powered Blower

### BL Brushless Battery Powered Variable Speed Blower



Max air volume	Cruise control mode: 0 - 15.0 m <sup>3</sup> /min Boost mode: 17.6 m <sup>3</sup> /min
Max air velocity	Cruise control mode: 0 - 60 m/s Boost mode: 70 m/s
Blowing force	Cruise control mode: 0 - 15.0 N Boost mode: 20.0 N
No load speed	Cruise control mode: 0 - 21,000 min <sup>-1</sup> Boost mode: 24,000 min <sup>-1</sup>
Continuous Use (min.)	Boost mode w/ PDC1200: 60
Dimensions (L x W x H)	w/ Nozzle: 960 - 1,060 x 295 x 180 mm (37-3/4 - 41-3/4 x 11-1/2 x 7")
Net weight	2.6 - 2.9 kg (5.7 - 6.5 lbs.)



Shoulder belt, End nozzle, Flat nozzle (country-specific), Extension nozzle (country-specific), Adapter pipe (country-specific)

## UB001G Cordless Blower

### 40Vmax XGT BL Brushless Cordless Variable Speed Blower

40V max



Max air volume	Cruise control mode: 0 - 13.5 m <sup>3</sup> /min, Boost mode: 16.0 m <sup>3</sup> /min
Max air velocity	Cruise control mode: 53 m/s, Boost mode: 64 m/s
Blowing force	Cruise control mode: 0 - 12 N, Boost mode: 17 N
No load speed	Cruise control mode: 0 - 20,000 min <sup>-1</sup> , Boost mode: 23,000 min <sup>-1</sup>
Continuous use (min.)	Cruise control mode, w/ BL4050F: 15, Boost mode, w/ BL4050F: 8
Dimensions (L x W x H)	w/ End nozzle 80, w/ BL4020 / BL4025: 905 - 1,005 x 167 x 297 mm (35-5/8 - 39-1/2 x 6-9/16 x 11-3/4") w/ End nozzle 80, w/ BL4040: 917 - 1,017 x 167 x 297 mm (36 - 40 x 6-9/16 x 11-3/4") w/ End nozzle 80, w/ BL4050F: 943 - 1,043 x 167 x 297 mm (37-1/8 - 41 x 6-9/16 x 11-3/4")
Net weight	3.1 - 3.9 kg (6.8 - 8.6 lbs.)



Shoulder belt, End nozzle, Flat nozzle, Extension nozzle, Adapter pipe, Battery, Charger

## DUB363 Cordless Blower

### 18V X2 (36V) LXT BL Brushless Cordless Variable Speed Blower

18V x2



Max air volume	13.4 m <sup>3</sup> /min (473 CFM)
Blowing force	14.4 N
No load speed	0 - 7,850 min <sup>-1</sup>
Dimensions (L x W x H)	w/ 3-stage telescopic long nozzle: 737 x 786 x 836 mm (193 x 415 x 7-7/16") w/ Vacuum nozzle: 1,396 x 604 x 415 mm (55 x 23-3/4 x 16-3/8")
Net weight	4.5 - 6.6 kg (9.9 - 14.6 lbs.)



Vacuum kit, Flat nozzle, End nozzle, Pipe, Shoulder belt, Hex wrench, Battery, Charger

## DUB362 Cordless Blower

### 18V X2 (36V) LXT BL Brushless Cordless Variable 6-Speed Blower

18V x2



Max air volume	13.4 m <sup>3</sup> /min (473 CFM)
Max air velocity	54 m/s (120 MPH)
Blowing force	14.4 N
No load speed min <sup>-1</sup>	11,400 - 21,500 min <sup>-1</sup>
Dimensions (L x W x H)	w/ 3-stage telescopic long nozzle: 830 x 880 x 930 mm (205 x 295 x 32-3/4")
Net weight	3.5 - 4.2 kg (7.7 - 9.3 lbs.)



Shoulder belt, Nozzle, Battery, Charger

## DUB361 Cordless Blower

### 18V X2 (36V) LXT Li-Ion Cordless 2-Speed Blower

18V x2



Max air volume	High: 4.4 m <sup>3</sup> /min (155 CFM) Low: 2.6 m <sup>3</sup> /min (92 CFM)
Max air velocity	High: 93 m/s (208 MPH) Low: 57 m/s (128 MPH)
No load speed	High: 17,000 min <sup>-1</sup> Low: 10,000 min <sup>-1</sup>
Dimensions (L x W x H)	905 x 141 x 194 mm (35-5/8 x 5-5/8 x 7-5/8")
Net weight	3.1 - 3.2 kg (6.8 - 7.1 lbs.)



Shoulder belt, Nozzle, Battery, Charger

Dust management

# Dust management

## DUB187 Cordless Blower Vacuum 18V

### 18V LXT BL Cordless Variable Speed Blower Vacuum



No load speed	9,000-13,500 min <sup>-1</sup>
Max air volume (Vacuum)	6.1 m <sup>3</sup> /min
Max sealed suction	3.3 kPa
Dust bag capacity	25 L
Max air volume (Blower)	4.2 m <sup>3</sup> /min
Max air velocity (Blower)	64 m/s
Continuous run time on full battery charge	w/ BL1860B: 14 min
Dimensions (L x W x H)	1,168 x 164 x 416 mm (46 x 6-1/2 x 16-3/8")
Net weight	3.7 - 4.0 kg (8.2 - 8.8 lbs.)



Dust bag, Shoulder harness, Battery, Charger

## DUB184 Cordless Blower 18V

### 18V LXT BL Brushless Cordless Variable Speed Blower



Max air volume	13.0 m <sup>3</sup> /min (459 CFM)
Max air velocity	52.1 m/s (116 MPH)
Blowing force	10.9 N
No load speed	0 - 18,000 min <sup>-1</sup>
Continuous use (min.)	w/ BL1860B: 12 w/ BL1850B: 10
Dimensions (L x W x H)	w/ BL1815N / BL1820B: 810 x 160 x 285 mm (32 x 6-5/16 x 11-1/4") w/ BL1830B / BL1840B / BL1850B / BL1860B: 825 x 160 x 285 mm (32-1/2 x 6-5/16 x 11-1/4")
Net weight	2.5 - 3.0 kg (5.4 - 6.7 lbs.)



Shoulder belt, Nozzle, Battery, Charger, Hex wrench

## DUB185 Cordless Blower 18V

### 18V LXT Cordless Variable 3-Speed Blower



Blowing force	3.1 N
Max sealed suction	5.8 kPa
No load speed	0 - 18,000 min <sup>-1</sup>
Continuous use (min.)	w/ BL1850(B), High / Mid / Low: 21 / 50 / 130 w/ BL1830(B), High / Mid / Low: 13 / 30 / 80
Dimensions (L x W x H)	w/ BL1815N / BL1820B: 515 x 156 x 195 mm (20-1/4 x 6-1/8 x 7-5/8") w/ BL1830B / BL1840B / BL1850B / BL1860B: 517 x 156 x 210 mm (20-3/8 x 6-1/8 x 8-1/4")
Net weight	1.6 - 2.1 kg (3.5 - 4.6 lbs.)



Nozzle, Dust bag, Battery, Charger

## DUB186 Cordless Blower 18V

### 18V LXT Cordless Variable 3-Speed Blower



Blowing force	2.5 N
No load speed	0 - 18,000 min <sup>-1</sup>
Continuous use (min.)	w/ BL1850(B), High / Mid / Low: 20 / 50 / 130 w/ BL1830(B), High / Mid / Low: 12 / 30 / 80
Dimensions (L x W x H)	w/ BL1815N / BL1820B: 859 x 156 x 195 mm (33-3/4 x 6-1/8 x 7-5/8") w/ BL1830B / BL1840B / BL1850B / BL1860B: 861 x 156 x 210 mm (34 x 6-1/8 x 8-1/4")
Net weight	1.6 - 2.1 kg (3.5 - 4.6 lbs.)



Garden nozzle, Battery, Charger

## UB100D Cordless Blower 12V max

### 12Vmax CXT Cordless Variable 3-Speed Blower



Blowing force	1.8 N
Max sealed suction	4.0 kPa
No load speed	0 - 15,800 min <sup>-1</sup>
Continuous use (min.)	w/ BL1016, High / Mid / Low: 8 / 20 / 45
Dimensions (L x W x H)	w/ BL1016/BL1021B: 505 x 155 x 184 mm (19-7/8 x 6-1/8 x 7-1/4") w/ BL1041B: 508 x 155 x 202 mm (20 x 6-1/8 x 8")
Net weight	1.4 - 1.9 kg (3.1 - 4.2 lbs.)



Nozzle, Dust bag (country-specific), Flexible hose (country-specific), Battery, Charger

## UB101D Cordless Blower 12V max

### 12Vmax CXT Cordless Variable 3-Speed Blower



Blowing force	1.6 N
No load speed	0 - 15,800 min <sup>-1</sup>
Continuous use (min.)	w/ BL1016, High / Mid / Low: 7 / 20 / 45
Dimensions (L x W x H)	w/ BL1016/BL1021B: 849 x 155 x 184 mm (33-1/2 x 6-1/8 x 7-1/4") w/ BL1041B: 852 x 155 x 202 mm (33-1/2 x 6-1/8 x 8")
Net weight	1.4 - 1.9 kg (3.1 - 4.2 lbs.)



Garden nozzle, Flexible hose (country-specific), Battery, Charger

## UB1103 Blower

### 600 W Variable Speed Blower



Continuous rating Input	600W
Max air volume	0 - 4.1 m <sup>3</sup> /min
Max air velocity	0 - 91 m/s
Air pressure	0 - 5.7 kPa
No load speed	0 - 16,000 min <sup>-1</sup>
Dimensions (L x W x H)	479 x 185 x 178 mm (18-7/8 x 7-1/4 x 7")
Net weight	1.9 - 2.2 kg (4.3 - 4.8 lbs.)



Nozzle, Dust bag

## UB1102 Blower

### 600 W Blower



Continuous rating Input	600W
Max air volume	4.1 m <sup>3</sup> /min
Max air velocity	91 m/s
Air pressure	5.7 kPa
No load speed	16,000 min <sup>-1</sup>
Dimensions (L x W x H)	479 x 185 x 178 mm (18-7/8 x 7-1/4 x 7")
Net weight	1.9 - 2.2 kg (4.3 - 4.8 lbs.)



Nozzle, Dust bag



# Dust management

## AS001G Cordless Dust Blower 40V max

### 40Vmax XGT BL Cordless Dust Blower



Air volume	0-1.1 m³/min
Air velocity	0-200 m/s
Air pressure	0-29.7 kPa
Blowing force	Mode 1: 0-1.1 N / Mode 4: 0-2.8 N
Max sealed suction	10.3 kPa
Continuous use (approx.) on a full battery charge	w/ BL4025, Mode 1: 50 min. w/ BL4025, Mode 4: 13 min.
Dimensions (L x W x H)	w/ BL4020 / BL4025: 180 x 94 x 300 mm (7-1/8 x 3-11/16 x 11-3/4") w/ BL4040: 181 x 94 x 308 mm (7-1/8 x 3-11/16 x 12-1/8") w/ BL4050F: 182 x 94 x 332 mm (7-1/8 x 3-11/16 x 13-1/8")
Net weight	1.5 - 2.3 kg (3.3 - 5.1 lbs.)



Nozzle, Pinch valve nozzle, Wide range nozzle, Flexible nozzle complete, Air vent hose complete, Rubber attachment, Filter C complete, Belt clip, Battery, Charger, Tool bag

## DAS180 Cordless Dust Blower 18V

### 18V LXT BL Cordless Air Duster



Air volume	0-1.1 m³/min
Air velocity	0-200 m/s
Air pressure	0-29.7 kPa
Blowing force	Mode 1: 0-1.1 N Mode 4: 0-2.8 N
Max sealed suction	10.3 kPa
Continuous use (approx.) on a full battery charge	w/ BL1860B, Mode 1: 55 min w/ BL1860B, Mode 4: 15 min
Dimensions (L x W x H)	w/ BL1830B / BL1840B / BL1850B / BL1860B: 179 x 92 x 297 mm (7 x 3-5/8 x 11-3/4")
Net weight	1.2 - 1.7 kg (2.6 - 3.7 lbs.)



Nozzle, Pinch valve nozzle, Wide range nozzle, Flexible nozzle complete, Air vent hose complete, Rubber attachment, Filter C complete, Belt clip, Battery, Charger, Tool bag

## HW001G Cordless High Pressure Washer 40V max

### Cordless High Pressure Washer powered by 40Vmax XGT Li-Ion battery (two in parallel or one)

new



Max permissible pressure	11.5 MPa
Regular pressure	Mode 1 / Mode 2 / Mode 3: 3.0 / 5.5 / 8.5 MPa
Max water flow	7.0 L/min
Regular flow	Model 1 / Mode 2 / Mode 3: 3.0 / 4.2 / 5.5 L/min
Pump speed	Model 1 / Mode 2 / Mode 3: 1,870 / 2,580 / 3,350 min <sup>-1</sup>
Max feed temperature	40°C
Max suction height	1 m (3.3 ft)
Continuous use (approx.) on a full battery charge	w/ BL4050F x2, Model 1 / Mode 2 / Mode 3: 60 / 30 / 18 min
High pressure hose length	5 m (16 ft)
Dimensions (L x W x H)	344 x 383 x 520 mm (13-1/2 x 15-1/8 x 20-1/2")
Net weight	10.3 - 13.4 kg (22.7 - 29.5 lbs.)



Trigger gun set, High pressure hose, Strainer assembly set, Absorption connector, Cleaner pin, Nozzle (country-specific), Wash brush set (Vertical form) (country-specific), Hose assembly set (country-specific), Hose clamp (country-specific), Battery, Charger

## DHW080 Cordless High Pressure Washer 18V x2

### 18V X2 (36V) LXT BL Cordless 8 MPa High Pressure Washer



Max permissible pressure	8.0 MPa
Regular pressure	High / Low: 5.5 / 3.0 MPa
Max water flow	380 L/h (6.3 L/min)
Regular flow	High / Low: 330 / 240 L/h (5.5 / 4.0 L/min)
Pump speed	High / Low: 3,450 / 2,390 min <sup>-1</sup>
Max feed temperature	40°C (104°F)
Max suction height	1 m (3.3 ft)
Continuous use (approx.) on a full battery charge	w/ BL1860B x2, High / Low: 15 / 34 min
High pressure hose length	5 m (16 ft)
Tank	50 L
Dimensions (L x W x H)	438 x 218 x 269 mm (17-1/4 x 8-5/8 x 10-5/8")
Net weight	7.1 - 7.7 kg (15.6 - 17.0 lbs.)



Trigger gun, High pressure hose 5 m, Suction hose, Cleaner pin, Storage box, Variable nozzle, Connector, One touch joint, Battery, Charger

## HW151 High Pressure Washer

### 15 MPa (150 bar) High Pressure Washer



Continuous rating Input	2,500W
Max pressure	15 MPa (150 bar, 2,175 PSI)
Max flow rate	500 L/h
Motor type	Induction
Max feed temperature	50°C (122°F)
High pressure hose length	10 m (33 ft)
Net weight	26.9 kg (59.3 lbs.)

## HW140 High Pressure Washer

### 14 MPa (140 bar) High Pressure Washer



Continuous rating Input	2,300W
Max pressure	14 MPa (140 bar, 2,030 PSI)
Max flow rate	500 L/h
Motor type	Induction
Max feed temperature	50°C (122°F)
High pressure hose length	10 m (33 ft)
Net weight	29 kg (63.9 lbs.)

## HW121 High Pressure Washer

### 13 MPa (130 Bar) High Pressure Washer



Continuous rating Input	2,100W
Max pressure	13 MPa (130 bar, 1,885 PSI)
Max flow rate	390 L/h
Motor type	Induction
Max feed temperature	50°C (122°F)
High pressure hose length	8 m (26.3 ft)
Net weight	17.8 kg (39.2 lbs.)

## HW1300 High Pressure Washer

### 13 MPa (130 Bar) High Pressure Washer with Self-Priming Function



Continuous rating Input	1,800W
Max pressure	13 MPa (130 bar, 1,885 PSI)
Max flow rate	450 L/h
Max feed temperature	40°C (104°F)
High pressure hose length	10 m (33 ft)
Dimensions (L x W x H)	292 x 358 x 830 mm (11-1/2 x 14-1/8 x 32-3/4")
Net weight	12.7 kg (28 lbs.)



Trigger gun, Vario-power spray lance, Cyclone jet nozzle, Detergent bottle, Cleaner pin, Coupling sleeve, High pressure hose 10 m, Water hose connector, Foam nozzle, Connector

# Dust management

## HW1200 High Pressure Washer

### 12 MPa (120 Bar) High Pressure Washer with Self-Priming Function



Continuous rating Input	1,800W
Max pressure	12 Mpa (120 bar, 1,740 PSI)
Max flow rate	420 L/h
Max feed temperature	40°C (104°F)
High pressure hose length	10 m (33 ft)
Dimensions (L x W x H)	292 x 358 x 830 mm (11-1/2 x 14-1/8 x 32-3/4")
Net weight	11 kg (24.3 lbs.)



Trigger gun, Vario-power spray lance, Cyclone jet nozzle, Detergent bottle, Cleaner pin, Coupling sleeve, High pressure hose 10 m, Water hose connector, Foam nozzle, Connector

## HW111 High Pressure Washer

### 11 MPa (110 Bar) High Pressure Washer



Continuous rating Input	1,700W
Max pressure	11 Mpa (110 bar, 1,595 PSI)
Max flow rate	370 L/h
Motor type	Universal
Max feed temperature	50°C (122°F)
High pressure hose length	5.5 m (18 ft)
Net weight	7.4 kg (16.3 lbs.)

## HW112 High Pressure Washer

### 12 MPa (120 Bar) High Pressure Washer



Continuous rating Input	1,600W
Max pressure	12 Mpa (120 bar, 1,740 PSI)
Max flow rate	370 L/h
Motor type	Induction
Max feed temperature	50°C (122°F)
High pressure hose length	5.5 m (18 ft)
Net weight	16.2 kg (35.7 lbs.)

## HW102 High Pressure Washer

### 10 MPa (100 Bar) High Pressure Washer



Continuous rating Input	1,300W
Max pressure	10 Mpa (100 bar, 1,450 PSI)
Max flow rate	360 L/h
Motor type	Universal
Max feed temperature	50°C (122°F)
High pressure hose length	5 m (16.4 ft)
Net weight	5.8 kg (12.8 lbs.)



Dust management

## HW101 High Pressure Washer

### 10 MPa (100 Bar) High Pressure Washer



Continuous rating Input	1,300W
Max pressure	10 Mpa (100 bar, 1,450 PSI)
Max flow rate	360 L/h
Motor type	Universal
Max feed temperature	50°C (122°F)
High pressure hose length	5 m (16.4 ft)
Net weight	6.5 kg (14.3 lbs.)













Hose, Gun and lance, Detergent bottle



# PRODUCTS

## Lawn care/Grass care



-  Double Insulation
-  Variable Speed
-  Brake
-  Reversing
-  Grass Tangle Removing Function
-  Anti-restart function
-  Electronic 2-Speed
-  Electronic 3-Speed
-  Constant Speed
-  Soft Start
-  Toolless blade change
-  Carrying Case

# Robotic Mower RM350D

- Keeps the lawn clean at all times and does not need to collect the grass.
- Manages a work area within a boundary wire and mows the lawn efficiently with guide wires.
- Automatically recharges the battery and resumes mowing when the charging is completed.



Actual mowing area

## 3,500m<sup>2</sup>

120 hours of continuous operation  
Work area with a coverage rate of 98% or more when charging and operation are repeated

Charging Time

## 40 min.

---

Continuous Use

## 135 min.

### Washable with water

The top cover can be removed to wash the entire machine (not washable with high-pressure water).



### Target mowing height settings

If the lawn is long, mowing to the target height is done automatically over several days by setting the mowing height at the start of mowing and the target mowing height.



### Maximum climbing angle 26°

Mows the lawn on ups and downs due to the high traveling performance on slopes.



### Spiral cut

Detects an area where the lawn cannot be mowed smoothly due to long or dense lawns (high load on machine), and mows the area in a spiral shape for minimum uncut area.



### Anti-theft

Setting a PIN code and the alarm function deter theft of the machine.

### Schedule Setting

Mowing can be scheduled at the user's convenience by setting the days of the week and time to mow the lawn.

#### Robotic Mower

#### 18V Li-Ion BL 24 cm (9-1/2") Robotic Mower

new



**BL XPT**



#### RM350D

Max work area	3,500 m <sup>2</sup>
Continuous use	135 min
Charging time approx.	40 min
Cutting width	240 mm (9-1/2")
No load speed	2,300 min <sup>-1</sup>
Cutting height adjustment	Adjustment range: 20 - 60 mm (13/16 - 2-3/8")
Max climbing angle	26°
Dimensions (L x W x H)	700 x 560 x 270 mm (27-1/2 x 22 x 10-5/8")
Net weight	13.7 kg (30.2 lbs.)

Charging station, AC adaptor, Power supply cord, Station peg, Peg, Wire, Terminal, Terminal block, Swing back blade, Screw, Hex wrench

Lawn care/  
Grass care

\* Discharge chute required.

	Battery	Battery slots	Class	Deck	Soft no load	Self-Pro-pelled	<b>BL</b> MOTOR	Rear discharge	Side discharge		
LM004J	<b>64V max</b>	1	530 mm (21")	Steel	✓	✓	✓	✓	✓*		
LM003J			480 mm (18-7/8")		✓	✓	✓	✓	✓*		
LM002J			Plastics	530 mm (21")	✓	-	✓	✓	-		
LM001J				480 mm (18-7/8")	✓	-	✓	✓	-		
LM001C		-	530 mm (21")	Steel	✓	✓	✓	-	✓*		
LM002G	<b>40V max</b>	2	530 mm (21")		✓	✓	✓	✓	✓*		
LM001G			480 mm (18-7/8")	✓	✓	✓	✓	✓			
LM004G		1	Plastics	430 mm (17")	-	-	-	-	-		
LM003G				380 mm (15")	-	-	-	-	-		
DLM533	<b>18V x2</b>	4	530 mm (21")	Aluminum	✓	✓	✓	✓	-		
DLM537				-	✓	✓	✓	✓	-		
DLM532				✓	✓	✓	-	✓			
DLM536				-	✓	✓	-	✓			
DLM530				✓	-	✓	-	✓			
DLM534				-	-	✓	-	✓			
DLM538				2	Plastics	530 mm (21")	✓	-	-	✓	-
DLM539							✓	✓	-	✓	-
DLM480							✓	-	-	✓	-
DLM481							✓	-	-	✓	-
DLM462		4	Steel	460 mm (18-1/8")	✓	✓	✓	-	-		
DLM465					-	✓	✓	-	-		
DLM460					✓	-	✓	-	-		
DLM463		2	Plastics	430 mm (17")	-	-	✓	-	-		
DLM432					✓	-	-	-	-		
DLM382		2	Plastics	380 mm (15")	✓	-	-	-	-		
DLM330					✓	-	-	-	-		
DLM330		<b>18V</b>	1	330 mm (13")		✓	-	-	-		

## Cordless Lawn Mower

## 64Vmax BL Cordless Self-Propelled Lawn Mower

64V max



	<b>LM004J</b>	<b>LM003J</b>
Cutting width	534 mm (21")	480 mm (18-7/8")
No load speed	Normal mode: 2,800 min <sup>-1</sup> Soft no-load mode: 2,300-2,800 min <sup>-1</sup> Noise reduction mode: 2,300 min <sup>-1</sup>	Normal mode: 3,200 min <sup>-1</sup> Soft no-load mode: 2,500-3,200 min <sup>-1</sup> Noise reduction mode: 2,500 min <sup>-1</sup>
Grass catcher capacity	70 L (2,366 oz)	62 L (2,182 oz)
Cutting height adjustment	Adjustment range: 20 - 100 mm (13/16 - 3-15/16")	Adjustment range: 20 - 100 mm (13/16 - 3-15/16")
Wheel diameter/ Front-Rear: mm (*)	230 / 230 mm (9 / 9")	230 / 230 mm (9 / 9")
Dimensions (L x W x H)	During operation: 1,740 - 1,810 x 595 x 970 - 1,080 mm (68-1/2 - 71-1/4 x 23-1/2 x 38-1/4 - 42-1/2")	During operation: 1,670 - 1,745 x 550 x 965 - 1,075 mm (65-3/4 - 68-3/4 x 21-5/8 x 38 - 42-1/4")
Net weight	31.5 - 34.6 kg (69.5 - 76.3 lbs.)	30.9 - 33.8 kg (68.1 - 74.5 lbs.)

Blade, Mulching plug, Socket wrench, Rod, Discharge chute, Battery, Charger

## Cordless Lawn Mower

## 64Vmax BL Cordless Lawn Mower

64V max



	<b>LM002J</b>	<b>LM001J</b>
Cutting width	534 mm (21")	480 mm (18-7/8")
No load speed	Normal mode: 2,800 min <sup>-1</sup> Soft no-load mode: 2,300-2,800 min <sup>-1</sup> Noise reduction mode: 2,300 min <sup>-1</sup>	Normal mode: 3,200 min <sup>-1</sup> Soft no-load mode: 2,500-3,200 min <sup>-1</sup> Noise reduction mode: 2,500 min <sup>-1</sup>
Handle height adjustment	YES (2 stages)	YES (2 stages)
Continuous use (approx.) on a full battery charge	w/ BL6440: 39 min	w/ BL6440: 34 min
Grass catcher capacity	70 L (2,367 oz)	62 L (2,096 oz)
Cutting height adjustment	Adjustment range: 20 - 100 mm (13/16 - 3-15/16")	Adjustment range: 20 - 100 mm (13/16 - 3-15/16")
Wheel diameter/ Front-Rear: mm (*)	180 / 230 mm (7-1/8 / 9")	180 / 230 mm (7-1/8 / 9")
Dimensions (L x W x H)	During operation: 1,710 - 1,800 x 585 x 950 - 1,090 mm (67-1/2 - 71 x 23 x 37-1/2 - 43")	During operation: 1,610 - 1,690 x 530 x 930 - 1,050 mm (63-1/2 - 66-1/2 x 20-7/8 x 36-5/8 - 41-1/4")
Net weight	25.7 - 28.6 kg (56.7 - 63.1 lbs.)	24.4 - 27.1 kg (53.8 - 59.7 lbs.)

Blade, Mulching plug, Socket wrench, Rod, Battery, Charger

## Battery Powered Lawn Mower

## BL Battery Powered Self-Propelled Lawn Mower



	<b>LM001C</b>
Cutting width	534 mm (21")
Cutting height	20 - 100 mm (13/16 - 3-15/16")
No load speed	Normal mode: 2,800 min <sup>-1</sup> Soft no-load mode: 2,300-2,800 min <sup>-1</sup> Noise reduction mode: 2,300 min <sup>-1</sup>
Grass box capacity	70 L
Propelling speed	2.5 - 5.0 km/h
Continuous use (min.)	w/ PDC1200, 2-tooth blade, Self-propelled: 120 w/ PDC1200, 2-tooth blade, Manual push: 150
Dimensions (L x W x H)	1,630 - 1,715 x 590 x 990 - 1,095 mm (64 - 67-1/2 x 23-1/4 x 39 - 43")
Net weight	42.1 - 49.5 kg (92.8 - 109.1 lbs.)

Blade, Mulching plug, Side discharge mouth, Socket wrench, Rod

## Lawn care/Grass care

## Cordless Lawn Mower

## 40Vmax XGT BL Cordless Self-Propelled Lawn Mower

40V max



<b>LM002G</b>	
Cutting width	534 mm (21")
No load speed	Normal mode: 2,800 min <sup>-1</sup> Soft no-load mode: 2,300-2,800 min <sup>-1</sup>
Continuous use (approx.) on a full battery charge	w/ BL4080F x2, Manual push: 76 min w/ BL4080F x2, Self-propelled: 56 min
Grass catcher capacity	70 L (2,366 oz)
Cutting height adjustment	Adjustment range: 20 - 100 mm (13/16 - 3-15/16")
Wheel diameter/ Front- Rear: mm (")	230 / 230 mm (9 / 9")
Dimensions (L x W x H)	During operation: 1,740 - 1,810 x 595 x 970 - 1,080 mm (68-1/2 - 71-1/4 x 23-1/2 x 38-1/4 - 42-1/2")
Net weight	29.5 - 34.7 kg (65.0 - 76.5 lbs.)

<b>LM001G</b>	
Cutting width	480 mm (18-7/8")
No load speed	Normal mode: 3,200 min <sup>-1</sup> Soft no-load mode: 2,500-3,200 min <sup>-1</sup>
Continuous use (approx.) on a full battery charge	w/ BL4080F x2, Manual push: 71 min w/ BL4080F x2, Self-propelled: 58 min
Grass catcher capacity	62 L (2,182 oz)
Cutting height adjustment	Adjustment range: 20 - 100 mm (13/16 - 3-15/16")
Wheel diameter/ Front- Rear: mm (")	230 / 230 mm (9 / 9")
Dimensions (L x W x H)	During operation: 1,670 - 1,745 x 550 x 965 - 1,075 mm (65-3/4 - 68-3/4 x 21-5/8 x 38 - 42-1/4")
Net weight	28.0 - 33.0 kg (61.7 - 72.8 lbs.)

Blade, Mulching plug, Socket wrench, Rod, Discharge chute, Battery, Charger

## Cordless Lawn Mower

## 40Vmax XGT BL Cordless Lawn Mower

40V max



<b>LM004G</b>	
Cutting width	430 mm (17")
Continuous use (approx.) on a full battery charge	w/ BL4080F: 53 min
Actual mowing area on a full battery charge	830 m <sup>2</sup>
No load speed	3,800 min <sup>-1</sup>
Grass catcher capacity	50 L (1,691 oz)
Cutting height adjustment	Adjustment range: 20 - 75 mm (13/16 - 2-15/16")
Wheel diameter/ Front- Rear: mm (")	140 / 165 mm (5-1/2 / 6-1/2")
Dimensions (L x W x H)	During operation: 1,390 - 1,440 x 460 x 990 - 1,020 mm (54-3/4 - 56-3/4 x 18-1/8 x 39 - 40-1/4")
Net weight	15.6 - 18.2 kg (34.4 - 40.1 lbs.)

<b>LM003G</b>	
Cutting width	380 mm (15")
Continuous use (approx.) on a full battery charge	w/ BL4080F: 48 min
No load speed	3,800 min <sup>-1</sup>
Grass catcher capacity	40 L (1,353 oz)
Cutting height adjustment	Adjustment range: 20 - 75 mm (13/16 - 2-15/16")
Wheel diameter/ Front- Rear: mm (")	140 / 165 mm (5-1/2 / 6-1/2")
Dimensions (L x W x H)	During operation: 1,370 - 1,420 x 450 x 990 - 1,020 mm (54 - 56 x 17-3/4 x 39 - 40-1/4")
Net weight	14.9 - 17.3 kg (32.8 - 38.1 lbs.)

Socket wrench, Blade, Mulching plug, Grass catcher, Battery, Charger

## Cordless Lawn Mower

## 18V X2 (36V) LXT BL Cordless Self-Propelled Lawn Mower

18V x2



<b>DLM533</b>	
Cutting width	534 mm (21")
No load speed	Standard mode: 2,300, 2,800 min <sup>-1</sup> Low noise mode: 2,300 min <sup>-1</sup>
Continuous run time on full battery charge (min.)	w/ BL1860B x4, Self-propelled: 40
Grass box capacity	70 L
Cutting height adjustment	Adjustment range: 20 - 100 mm (13/16 - 3-15/16")
Wheel diameter/ Front- Rear: mm (")	230 / 230 mm (9 / 9")
Dimensions (L x W x H)	1,655 - 1,740 x 590 x 990 - 1,100 mm (65 - 68-1/2 x 23-1/4 x 39 - 43-1/4")
Net weight	42.8 - 46.7 kg (94.4 - 103 lbs.)

<b>DLM537</b>	
Cutting width	534 mm (21")
No load speed	Standard mode: 2,800 min <sup>-1</sup> Low noise mode: 2,300 min <sup>-1</sup>
Continuous run time on full battery charge (min.)	w/ BL1860B x4, Manual push: 54 w/ BL1860B x4, Self-propelled: 40
Grass box capacity	70 L
Cutting height adjustment	Adjustment range: 20 - 100 mm (13/16 - 3-15/16")
Wheel diameter/ Front- Rear: mm (")	230 / 230 mm (9 / 9")
Dimensions (L x W x H)	1,655 - 1,740 x 590 x 990 - 1,100 mm (65 - 68-1/2 x 23-1/4 x 39 - 43-1/4")
Net weight	42.8 - 46.7 kg (94.4 - 103 lbs.)

Blade, Mulching plug, Socket wrench, Rod, Battery, Charger

## Cordless Lawn Mower

## 18V X2 (36V) LXT BL Cordless Self-Propelled Lawn Mower

18V x2



<b>DLM532</b>	
Cutting width	534 mm (21")
No load speed	2,300-2,800 min <sup>-1</sup>
Continuous run time on full battery charge (min.)	w/ BL1860B x4, Manual push: 54 w/ BL1860B x4, Self-propelled: 40
Grass box capacity	70 L
Cutting height adjustment	Adjustment range: 20 - 100 mm (13/16 - 3-15/16")
Wheel diameter/ Front- Rear: mm (")	230 / 230 mm (9 / 9")
Dimensions (L x W x H)	1,630-1,715 x 590 x 990-1,095 mm (64"-67-1/2 x 23-1/4 x 39"-43")
Net weight	39.0 - 42.8 kg (86.0 - 94.4 lbs.)

<b>DLM536</b>	
Cutting width	534 mm (21")
No load speed	Standard mode: 2,800 min <sup>-1</sup> Low noise mode: 2,300 min <sup>-1</sup>
Continuous run time on full battery charge (min.)	w/ BL1860B x4, Manual push: 54 w/ BL1860B x4, Self-propelled: 40
Grass box capacity	60 L
Cutting height adjustment	Adjustment range: 20 - 100 mm (13/16 - 3-15/16")
Wheel diameter/ Front- Rear: mm (")	230 / 230 mm (9 / 9")
Dimensions (L x W x H)	1,630 - 1,715 x 590 x 990 - 1,095 mm (64 - 67-1/2 x 23-1/4 x 39 - 43")
Net weight	39.0 - 42.8 kg (86.0 - 94.4 lbs.)

Blade, Mulching plug, Side discharge mouth, Socket wrench, Rod, Battery, Charger

## Cordless Lawn Mower

## 18V X2 (36V) LXT BL Cordless Lawn Mower

18V x2



<b>DLM530</b>	
Cutting width	534 mm (21")
No load speed	2,300-2,800 min <sup>-1</sup>
Continuous run time on full battery charge (min.)	w/ BL1860B x4, Manual push: 54
Grass box capacity	70 L
Cutting height adjustment	Adjustment range: 20 - 100 mm (13/16 - 3-15/16")
Wheel diameter/ Front- Rear: mm (")	230 / 230 mm (9 / 9")
Dimensions (L x W x H)	1,630-1,715 x 590 x 990-1,095 mm (64"-67-1/2 x 23-1/4 x 39"-43")
Net weight	35.5 - 39.3 kg (78.3 - 86.6 lbs.)

<b>DLM534</b>	
Cutting width	534 mm (21")
No load speed	2,300-2,800 min <sup>-1</sup>
Continuous run time on full battery charge (min.)	w/ BL1860B x4, Manual push: 54
Grass box capacity	60 L
Cutting height adjustment	Adjustment range: 20 - 100 mm (13/16 - 3-15/16")
Wheel diameter/ Front- Rear: mm (")	230 / 230 mm (9 / 9")
Dimensions (L x W x H)	1,630-1,715 x 590 x 990-1,095 mm (64"-67-1/2 x 23-1/4 x 39"-43")
Net weight	35.5 - 39.3 kg (78.3 - 86.6 lbs.)

Blade, Mulching plug, Side discharge mouth, Socket wrench, Rod, Battery, Charger

## Cordless Lawn Mower

## 18V X2 (36V) LXT Cordless Lawn Mower

18V x2

DLM539: Self-Propelled



<b>DLM539</b>	
Cutting width	534 mm (21")
No load speed	3,000 min <sup>-1</sup>
Continuous run time on full battery charge (min.)	w/ BL1860B x2, Manual push: 25 w/ BL1860B x2, Self-propelled: 22
Grass box capacity	70 L (2,367 oz)
Cutting height adjustment	Adjustment range: 20 - 100 mm (13/16 - 3-15/16")
Wheel diameter/ Front- Rear: mm (")	180 / 230 mm (7-1/8 / 9")
Dimensions (L x W x H)	During operation: 1,810 - 1,870 x 580 x 920 - 1,040 mm (71-1/4 - 73-1/2 x 23 x 36-1/4 - 41")
Net weight	27.9 - 30.4 kg (61.5 - 67.0 lbs.)

<b>DLM538</b>	
Cutting width	534 mm (21")
No load speed	3,000 min <sup>-1</sup>
Continuous run time on full battery charge (min.)	w/ BL1860B x2, Manual push: 25
Capacity	70 L (2,367 oz)
Cutting height adjustment	Adjustment range: 20 - 100 mm (13/16 - 3-15/16")
Wheel diameter/ Front- Rear: mm (")	180 / 230 mm (7-1/8 / 9")
Dimensions (L x W x H)	During operation: 1,810 - 1,870 x 580 x 920 - 1,040 mm (71-1/4 - 73-1/2 x 22-3/4 x 36-1/4 - 41")
Net weight	25.5 - 28.0 kg (56.2 - 61.7 lbs.)

Blade, Mulching plug, Socket wrench, Rod, Battery, Charger

# Lawn care/Grass care

## Cordless Lawn Mower

### 18V X2 (36V) LXT Cordless Self-Propelled Lawn Mower

18V x2

DLM481: Self-Propelled



DLM481	
Cutting width	480 mm (18-7/8")
No load speed	3,100 min <sup>-1</sup>
Continuous run time on full battery charge (min.)	w/ BL1860B x2, Manual push: 28 w/ BL1860B x2, Self-propelled: 23
Grass box	Capacity: 62 L (2,096 oz)
Cutting height adjustment	Adjustment range: 20 - 100 mm (13/16 - 3-15/16")
Wheel diameter/ Front- Rear: mm (")	180 / 230 mm (7-1/8 / 9")
Dimensions (L x W x H)	During operation: 1,690 - 1,740 x 530 x 930 - 1,060 mm (66-1/2 - 68-1/2 x 20-7/8 x 36-5/8 - 41-3/4")
Net weight	27.1 - 29.3 kg (59.7 - 64.6 lbs.)

DLM480	
Cutting width	480 mm (18-7/8")
No load speed	3,100 min <sup>-1</sup>
Continuous run time on full battery charge (min.)	w/ BL1860B x2, Manual push: 28
Grass box	Capacity: 62 L (2,096 oz)
Cutting height adjustment	Adjustment range: 20 - 100 mm (13/16 - 3-15/16")
Wheel diameter/ Front- Rear: mm (")	180 / 230 mm (7-1/8 / 9")
Dimensions (L x W x H)	During operation: 1,690 - 1,740 x 530 x 930 - 1,060 mm (66-1/2 - 68-1/2 x 20-7/8 x 36-5/8 - 41-3/4")
Net weight	24.5 - 26.8 kg (54.0 - 59.1 lbs.)

Blade, Mulching plug, Wrench, Rod, Battery, Charger

## Cordless Lawn Mower

### 18V X2 (36V) LXT BL Cordless Self-Propelled Lawn Mower

18V x2

▼ DLM462



DLM462	
Cutting width	460 mm (18-1/8")
No load speed	2,500-3,300 min <sup>-1</sup>
Continuous run time on full battery charge (min.)	w/ BL1860B x4, Manual push: 51 w/ BL1860B x4, Self-propelled: 40
Grass box capacity	60 L
Cutting height adjustment	Adjustment range: 20 - 100 mm (13/16 - 3-15/16")
Wheel diameter/ Front- Rear: mm (")	230 / 230 mm (9 / 9")
Dimensions (L x W x H)	1,610-1,690 x 535 x 980-1,095 mm (63-1/2"-66-1/2" x 21 x 38-1/2"-43")
Net weight	35.3 - 39.0 kg (77.8 - 86.0 lbs.)

DLM465	
Cutting width	460 mm (18-1/8")
No load speed	Standard mode: 3,300 min <sup>-1</sup> Low noise mode: 2,500 min <sup>-1</sup>
Continuous run time on full battery charge (min.)	w/ BL1860B x4, Manual push: 51 w/ BL1860B x4, Self-propelled: 40
Grass box capacity	60 L
Cutting height adjustment	Adjustment range: 20 - 100 mm (13/16 - 3-15/16")
Wheel diameter/ Front- Rear: mm (")	230 / 230 mm (9 / 9")
Dimensions (L x W x H)	1,610 - 1,690 x 535 x 980 - 1,095 mm (63-1/2 - 66-1/2 x 21 x 38-1/2 - 43")
Net weight	35.3 - 39.0 kg (77.8 - 86.0 lbs.)

Blade, Mulching plug, Socket wrench, Rod, Battery, Charger

## Cordless Lawn Mower

### 18V X2 (36V) LXT BL Cordless Lawn Mower

18V x2

▼ DLM460



DLM460	
Cutting width	460 mm (18-1/8")
No load speed	2,500-3,300 min <sup>-1</sup>
Continuous run time on full battery charge (min.)	w/ BL1860B / BL1850B / BL1840B / BL1830B / BL1820B / BL1815N: 21 / 18 / 14 / 10 / 8 / 6 min w/ BL1840B: 14
Grass box capacity	60 L
Cutting height adjustment	Adjustment range: 20 - 75 mm (13/16 - 2-5/16")
Wheel diameter/ Front- Rear: mm (")	180 / 205 mm (7 / 8")
Dimensions (L x W x H)	During operation: 1,319 - 1,518 x 532 x 879 - 1,138 mm (52 - 59-3/4 x 21 x 34-1/2 - 44-3/4")
Net weight	25.3 - 27.6 kg (55.8 - 60.8 lbs.)

DLM463	
Cutting width	460 mm (18-1/8")
No load speed	Standard mode: 3,300 min <sup>-1</sup> Low noise mode: 2,500 min <sup>-1</sup>
Continuous run time on full battery charge (min.)	w/ BL1860B / BL1850B / BL1840B / BL1830B / BL1820B / BL1815N: 21 / 18 / 14 / 10 / 8 / 6 min w/ BL1840B: 14
Grass box capacity	60 L
Cutting height adjustment	Adjustment range: 20 - 75 mm (13/16 - 2-15/16")
Wheel diameter/ Front- Rear: mm (")	180 / 205 mm (7 / 8")
Dimensions (L x W x H)	During operation: 1,319 - 1,518 x 532 x 879 - 1,138 mm (52 - 59-3/4 x 21 x 34-1/2 - 44-3/4")
Net weight	25.3 - 27.6 kg (55.8 - 60.8 lbs.)

Mulching plug (DLM463), Blade, Socket wrench, Battery, Charger

## Cordless Lawn Mower

### 18V X2 (36V) LXT Cordless Lawn Mower

18V x2



DLM432	
Cutting width	430 mm (17")
No load speed	3,600 min <sup>-1</sup>
Continuous run time on full battery charge (min.)	w/ BL1860B x2: 36
Grass catcher capacity	50 L (1,691 oz)
Cutting height adjustment	Adjustment range: 20 - 75 mm (13/16 - 2-15/16")
Wheel diameter/ Front- Rear: mm (")	140 / 160 mm (5-1/2 / 6-5/16")
Dimensions (L x W x H)	During operation: 1,435 - 1,490 x 460 x 1,005 - 1,045 mm (56-1/2 - 58-3/4 x 18-1/8 x 39-1/2 - 41-1/4")
Net weight	16.8 - 17.5 kg (37.0 - 38.6 lbs.)

DLM382	
Cutting width	380 mm (15")
No load speed	3,700 min <sup>-1</sup>
Continuous run time on full battery charge (min.)	w/ BL1860B x2: 35
Grass catcher capacity	40 L (1,353 oz)
Cutting height adjustment	Adjustment range: 20 - 75 mm (13/16 - 2-15/16")
Wheel diameter/ Front- Rear: mm (")	140 / 160 mm (5-1/2 / 6-5/16")
Dimensions (L x W x H)	During operation: 1,380 - 1,410 x 450 x 985 - 1,005 mm (54-1/4 - 55-1/2 x 17-3/4 x 38-3/4 - 39-1/2")
Net weight	16.2 - 16.9 kg (35.7 - 37.3 lbs.)

Blade, Mulching plug, Socket wrench, Battery, Charger

## Cordless Lawn Mower

### 18V LXT Cordless Lawn Mower

18V



DLM330	
Cutting width	330 mm (13")
No load speed	4,300 min <sup>-1</sup>
Continuous run time on full battery charge (min.)	w/ BL1840B: 14
Grass box	Capacity: 30 L (1,014 oz)
Cutting height adjustment	Adjustment range: 20 - 75 mm (13/16 - 2-15/16")
Wheel diameter/ Front- Rear: mm (")	140 / 180 mm (5-1/2 / 7-1/8")
Dimensions (L x W x H)	During operation: 1,285 - 1,350 x 375 x 935 - 975 mm (50-1/2 - 53 x 14-3/4 x 36-3/4 - 38-3/8")
Net weight	11.6 - 12.5 kg (25.6 - 27.6 lbs.)

Blade, Mulching plug, Wrench, Battery, Charger



# Lawn care/Grass care

## Electric Lawn Mower

### 1,800 W Self-Propelled (Single Speed) Electric Lawn Mower

Self-Propelled



<b>ELM4621</b>	
Continuous rating Input	1,800W
Cutting width	460 mm (18-1/8")
Cutting height	20 - 75 mm (13/16 - 2-15/16")
No load speed	2,950 min <sup>-1</sup>
Propelling speed	3.6 km/h
Recommended mowing area up to	1,000 m <sup>2</sup>
Grass box capacity	60 L
Dimensions (L x W x H)	During operation: 1,790 x 570 x 950 - 1,165 mm (70-1/2 x 22-1/2 x 37-3/8 - 45-7/8")
	When stored (w/o Grass box): 590 x 570 x 1,220 mm (23-1/4 x 22-1/2 x 48")
Net weight	30.5 - 32.2 kg (67.2 - 71.0 lbs.)

Blade, Wrench, Mulching plug, Side discharge mouth

## Electric Lawn Mower

### 1,800 W Electric Lawn Mower



<b>ELM4620</b>	
Continuous rating Input	1,800W
Cutting width	460 mm (18-1/8")
Cutting height	20 - 75 mm (13/16 - 2-15/16")
No load speed	2,950 min <sup>-1</sup>
Recommended mowing area up to	800 m <sup>2</sup>
Grass box capacity	60 L
Dimensions (L x W x H)	During operation: 1,700 x 570 x 950 - 1,165 mm (67 x 22-1/2 x 37-3/8 - 45-7/8")
	When stored (w/o Grass box): 515 x 570 x 1,125 mm (20-1/4 x 22-1/2 x 44-1/4")
Net weight	27.7 - 29.2 kg (61.1 - 64.4 lbs.)

Blade, Wrench, Mulching plug, Side discharge mouth

## Electric Lawn Mower

### 1,600 W Electric Lawn Mower

3 in 1 (Lawnmowing / Grass collecting / Mulching)



<b>ELM4121</b>	
Continuous rating Input	1,600W
Cutting width	410 mm (16-1/8")
Cutting height	20 - 75 mm (13/16 - 2-15/16")
No load speed	3,400 min <sup>-1</sup>
Recommended mowing area up to	600 m <sup>2</sup>
Grass box capacity	50 L
Dimensions (L x W x H)	During operation: 1,465 x 530 x 905 - 1,135 mm (57-3/4 x 20-7/8 x 35-5/8 - 44-3/4")
	When stored (w/o Grass box): 390 x 530 x 1,070 mm (15-3/8 x 20-7/8 x 42")
Net weight	17.5 - 19.1 kg (38.6 - 42.1 lbs.)

Blade, Wrench, Mulching plug

## Electric Lawn Mower

### 1,600 W Electric Lawn Mower

2 in 1 (Lawnmowing / Grass collecting)



<b>ELM4120</b>	
Continuous rating Input	1,600W
Cutting width	410 mm (16-1/8")
Cutting height	20 - 75 mm (13/16 - 2-15/16")
No load speed	3,400 min <sup>-1</sup>
Recommended mowing area up to	600 m <sup>2</sup>
Grass box capacity	45 L
Dimensions (L x W x H)	During operation: 1,470 x 460 x 955 - 1,230 mm (57-7/8 x 18-1/8 x 37-5/8 - 48-3/8")
	When stored (w/o Grass box): 395 x 460 x 1,220 mm (15-1/2 x 18-1/8 x 48")
Net weight	14.5 kg (32.0 lbs.)

Blade, Wrench

## Electric Lawn Mower

### Electric Lawn Mower



<b>ELM3720</b>	
Continuous rating Input	1,400W
Cutting width	370 mm (14-1/2")
Cutting height	20 - 55 mm (13/16 - 2-3/16")
No load speed	3,400 min <sup>-1</sup>
Recommended mowing area up to	500 m <sup>2</sup>
Grass box capacity	40 L
Dimensions (L x W x H)	During operation: 1,330 x 415 x 890 - 1,120 mm (52-3/8 x 16-3/8 x 35 - 44")
	When stored (w/o Grass box): 335 x 415 x 1,090 mm (13-1/4 x 16-3/8 x 43")
Net weight	11.6 kg (25.6 lbs.)

Blade, Wrench

### ELM3320

Continuous rating Input	1,200W
Cutting width	330 mm (13")
Cutting height	20 - 55 mm (13/16 - 2-3/16")
No load speed	3,400 min <sup>-1</sup>
Recommended mowing area up to	400 m <sup>2</sup>
Grass box capacity	30 L
Dimensions (L x W x H)	During operation: 1,230 x 380 x 870 - 1,110 mm (48-1/2 x 15 x 34-1/4 - 43-3/4")
	When stored (w/o Grass box): 350 x 380 x 1,090 mm (13-3/4 x 15 x 43")
Net weight	10.2 kg (22.5 lbs.)





## Cordless Scarifier

### 40Vmax XGT BL Cordless Scarifier

40V max

new

XGT BL XPT



UV001G	
Cutting width	380 mm (15")
Working depth (Scarifier)	-12 mm (-15/32") to 5 mm (+3/16")
Continuous run time on full battery charge	w/ BL4080F x2, Vertical cutter: 38 min w/ BL4080F x2, Thatching blade: 41 min
Actual mowing area on full battery charge	w/ BL4080F x2, Vertical cutter: 500 m <sup>2</sup> w/ BL4080F x2, Thatching blade: 510 m <sup>2</sup>
No load speed	3,200 min <sup>-1</sup>
Grass catcher capacity	50 L (1,760 oz)
Dimensions (L x W x H)	1,020-1,240 x 680 x 915-1,155 mm (40-1/4-48-3/4 x 26-3/4 x 36-45-1/2")
Net weight	18.7-23.8 kg (41.2-52.5 lbs.)

Vertical cutter, Thatching blade, Socket wrench, Grass catcher, Battery, Charger

## Electric Scarifier

### Electric Scarifier



UV3600

UV3200

UV3600	
Continuous rating Input	1,800W
Cutting width	360 mm (14-1/5")
Working depth (Scarifier)	-10 / -5 / 0 / 5 mm (-3/8 / -3/16 / 0 / +3/16")
No load speed	3,500 min <sup>-1</sup>
Grass catcher capacity	40 L (1,353 oz)
Dimensions (L x W x H)	880 x 590 x 970 mm (34-3/4 x 23-1/4 x 38-1/4")
Net weight	15.3 kg (33.7 lbs.)

UV3200	
Continuous rating Input	1,300W
Cutting width	320 mm (12-3/5")
Working depth (Scarifier)	-10 / -5 / 0 / 5 / 10 mm (-3/8 / -3/16 / 0 / +3/16 / +3/8")
No load speed	3,000 min <sup>-1</sup>
Grass catcher capacity	30 L
Dimensions (L x W x H)	730 x 580 x 1,050 mm (28-3/4 x 22-3/4 x 41-1/4")
Net weight	12 kg (26.5 lbs.)

## Electric Shredder


### 2,500 W Electric Shredder



UD2500	
Continuous rating Input	2,500W
Max branch	45 mm (1-4/5")
Cutting (rpm)	40
Tank	67 L
Dimensions (L x W x H)	650 x 500 x 880 mm (25-1/2 x 19-3/4 x 34-3/4")
Net weight	27.6 kg (60.8 lbs.)



## Lawn care/Grass care

	Battery	Max Output	Handle	Nylon	Plastic	Metal	<b>BL</b> MOTOR	<b>ADT</b>	<b>AFT</b>	
UR101C		1.0kW	Offset bike	430mm	255 / 305mm	255mm	✓	✓	✓	
UR201C			Loop							
UR202C			430mm	255 / 305mm	-					
UR012G	<b>40V max x2</b>	2.0kW	Offset bike	480mm	305mm	255 / 305mm	✓	✓	✓	
UR013G	<b>40V max</b>	1.5kW	Offset bike	450mm	305mm	255mm	✓	-	✓	
UR014G			Loop	450mm	-	-				
UR006G		1.0kW	Offset bike	430mm	255 / 305mm	255mm	✓	✓	✓	
UR007G			Loop							
UR008G			430mm	255 / 305mm	-					
UR002G		0.55kW	Offset bike	350mm	255mm	230mm	✓	✓	✓	
UR003G			Loop							
UR016G			0.53kW	Offset bike	330mm	255mm	230mm	✓	✓	✓
UR017G				Loop						
DUR369A			<b>18V x2</b>	1.0kW	Offset bike	430mm	255 / 305mm	230 / 255mm	✓	✓
DUR369L	Loop									
DUR369N	430mm	255 / 305mm		-						
DUR368A	0.55kW	Offset bike	350mm	255mm	230 / 255mm	✓	✓	✓		
DUR368L		Loop								
DUR190U	<b>18V</b>	240W	Offset bike	300mm	255mm	230mm	✓	✓	✓	
DUR191U			Loop							
DUR190L			Loop							
DUR191L			Loop							
DUR194	<b>18V</b>	230W	Offset bike	280mm	230mm	200mm	-	-	-	
DUR189		240W	Loop	300mm	255mm	-	✓	✓	-	
DUR192L		460W	Loop	300mm	-	-	✓	-	-	
DUR193		280W	Loop	260mm	-	-	-	-	-	
DUR181		230W	Loop	260mm	-	-	-	-	-	
UR100D		<b>12V max</b>	130W	Loop	260mm	230mm	-	-	-	
UR180D	<b>18V</b>	230W	Loop	260mm	-	-	-	-		
UR140D	<b>14.4V</b>	160W	Loop	260mm	-	-	-	-		
UR3502	<b>AC</b>	-	Loop	350mm	-	230mm	-	-	-	
UR3501		-	Loop	350mm	-	-				
UR3500		-	Loop	350mm	-	-				
UR2300		-	Loop	350mm	-	230mm				
UR3000		-	Loop	300mm	-	-				
UR3000		-	Loop	300mm	-	-				

## UR101C

Battery Powered Grass Trimmer



### BL ADT AFT Battery Powered 3-Speed Grass Trimmer, Bike Handle



Cutting width	Metal blade: 255 mm (10") Nylon cutting head: 430 mm (17") Plastic blade: 305 mm (12")
No load speed	Metal blade (3 / 2 / 1): 0 - 7,000 / 0 - 5,500 / 0 - 4,600 min <sup>-1</sup> Nylon cutting head (3 / 2 / 1): 0 - 5,500 / 0 - 5,000 / 0 - 4,600 min <sup>-1</sup> Plastic blade (305 mm) (3 / 2 / 1): 0 - 7,000 / 0 - 5,500 / 0 - 4,600 min <sup>-1</sup> Plastic blade (255 mm) (3 / 2 / 1): 0 - 5,500 / 0 - 5,000 / 0 - 4,600 min <sup>-1</sup>
Spindle size	M10 x 1.25 LH
Dimensions (L x W x H)	1,760 x 628 x 550 mm (69-1/4 x 24-3/4 x 21-5/8")
Net weight	5.2 kg (11.5 lbs.)



Metal blade / Nylon cutting head / Plastic blade (country-specific), Blade cover (for the product with metal blade), Accessory bag, Hex wrench, Box wrench, Shoulder belt, Battery, Charger

## UR201C

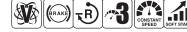
Battery Powered Grass Trimmer



### BL ADT AFT Battery Powered 3-Speed Grass Trimmer, Loop Handle



Cutting width	Metal blade: 255 mm (10") Nylon cutting head: 430 mm (17") Plastic blade: 305 mm (12")
No load speed	Metal blade (3 / 2 / 1): 0 - 7,000 / 0 - 5,500 / 0 - 4,600 min <sup>-1</sup> Nylon cutting head (3 / 2 / 1): 0 - 5,500 / 0 - 5,000 / 0 - 4,600 min <sup>-1</sup> Plastic blade (305 mm) (3 / 2 / 1): 0 - 7,000 / 0 - 5,500 / 0 - 4,600 min <sup>-1</sup> Plastic blade (255 mm) (3 / 2 / 1): 0 - 5,500 / 0 - 5,000 / 0 - 4,600 min <sup>-1</sup>
Spindle size	M10 x 1.25 LH
Dimensions (L x W x H)	1,795 x 400 x 269 mm (70-1/2 x 15-3/4 x 10-5/8")
Net weight	4.7 kg (10.4 lbs.)



Metal blade / Nylon cutting head / Plastic blade (country-specific), Blade cover (for the product with metal blade), Accessory bag, Hex wrench, Box wrench, Shoulder belt, Battery, Charger

## UR202C

Battery Powered Grass Trimmer



### BL ADT AFT Battery Powered 3-Speed Grass Trimmer, Loop Handle



Cutting width	Nylon cutting head: 430 mm (17") Plastic blade: 305 mm (12")
No load speed	Nylon cutting head (3 / 2 / 1): 0 - 5,000 / 0 - 4,600 / 0 - 4,000 min <sup>-1</sup>
Spindle size	M10 x 1.25 LH
Dimensions (L x W x H)	1,783 x 226 x 300 mm (70-1/4 x 8-15/16 x 11-7/8")
Net weight	4.4 kg (9.7 lbs.)



Metal blade / Nylon cutting head / Plastic blade (country-specific), Blade cover (for the product with metal blade), Accessory bag, Hex wrench, Box driver, Battery, Charger

## UR12G

Cordless Grass Trimmer

40V max x2

### 40Vmax X2 (80Vmax) XGT BL ADT AFT Cordless 3-Speed Grass Trimmer, Bike Handle



Cutting width	Metal blade: 305 mm (12") TCT saw blade: 255 mm (10") Chisel blade: 225 mm (8-7/8") Nylon cutting head: 480 mm (18-7/8") Plastic blade: 305 mm (12")
No load speed	Metal blade (3 / 2 / 1): 0 - 6,800 / 0 - 5,000 / 0 - 3,500 min <sup>-1</sup> Nylon cutting head (3 / 2 / 1): 0 - 5,000 / 0 - 4,200 / 0 - 3,500 min <sup>-1</sup> Plastic blade (305 mm) (3 / 2 / 1): 0 - 6,800 / 0 - 5,000 / 0 - 3,500 min <sup>-1</sup>
Spindle size	M10 x 1.25 LH
Dimensions (L x W x H)	w/ Nylon cutting head, w/ BL4050F: 1,829 x 680 x 590 mm (72 x 26-3/4 x 23-1/4")
Net weight	8.0 - 9.3 kg (17.6 - 20.5 lbs.)



Metal blade / Nylon cutting head / Plastic blade (country-specific), Blade cover (for the product with metal blade), Accessory bag, Hex wrench, Box wrench, Shoulder strap, Battery, Charger

## UR13G

Cordless Grass Trimmer

40V max

### 40Vmax XGT BL AFT Cordless Grass Trimmer, Bike Handle



Cutting width	Metal blade: 255 mm (10") Chisel blade: 225 mm (8-7/8") Nylon cutting head: 450 mm (17-3/4") Plastic blade: 305 mm (12")
No load speed	w/ Metal blade/Plastic blade: 3,500-6,700 min <sup>-1</sup> w/ Nylon cutting head: 3,500-6,700 min <sup>-1</sup>
Spindle size	M10 x 1.25 LH
Continuous use (approx.) on a full battery charge	w/ Metal blade, w/o load, w/ BL4050F, High / Low: 86 / 267 min w/ DC white Tipped saw blade, w/o load, w/ BL4050F, High / Low: 53 / 175 min
Dimensions (L x W x H)	w/ Metal blade, w/ BL4080F: 1,966 x 690 x 546 mm (77-1/2 x 27-1/4 x 21-1/2")
Net weight	5.9 - 7.2 kg (13.0 - 15.9 lbs.)



Battery, Charger, Hex wrench, Box wrench, Band assembly, Accessory bag, Nylon cutting head (country-specific), Safety goggles (country-specific), Metal blade (country-specific), Plastic blade (country-specific), Tool cover (country-specific)

## UR14G

Cordless Grass Trimmer

40V max

### 40Vmax XGT BL AFT Cordless Grass Trimmer, Loop Handle



Cutting width	Nylon cutting head: 450 mm (17-3/4")
No load speed	w/ Nylon cutting head: 4,000-5,700 min <sup>-1</sup>
Spindle size	M10 x 1.25 LH
Continuous use (approx.) on a full battery charge	w/ Nylon cutting head, w/o load, w/ BL4050F, High / Low: 18 / 51 min
Dimensions (L x W x H)	w/ Nylon cutting head, w/ BL4080F: 1,958 x 330 x 304 mm (77 x 13 x 12")
Net weight	5.5 - 6.7 kg (12.1 - 14.8 lbs.)



Battery, Charger, Hex wrench, Box wrench, Band assembly, Accessory bag, Nylon cutting head (country-specific)

## UR006G


Cordless Grass Trimmer

40V max

### 40Vmax XGT BL ADT AFT Cordless 3-Speed Grass Trimmer, Bike Handle



Cutting width	Metal blade: 255 mm (10") Nylon cutting head: 430 mm (17") Plastic blade: 305 mm (12")
No load speed	Metal blade (3 / 2 / 1): 0 - 7,000 / 0 - 5,500 / 0 - 4,600 min <sup>-1</sup> Nylon cutting head (3 / 2 / 1): 0 - 5,500 / 0 - 5,000 / 0 - 4,600 min <sup>-1</sup> Plastic blade (305 mm) (3 / 2 / 1): 0 - 7,000 / 0 - 5,500 / 0 - 4,600 min <sup>-1</sup> Plastic blade (255 mm) (3 / 2 / 1): 0 - 5,500 / 0 - 5,000 / 0 - 4,600 min <sup>-1</sup>
Spindle size	M10 x 1.25 LH
Dimensions (L x W x H)	w/o Cutting tool, w/ BL4020 / BL4025 / BL4040: 1,815 x 677 x 540 mm (71-1/2 x 26-3/4 x 21-1/4")
Net weight	5.7 - 6.3 kg (12.6 - 13.9 lbs.)



Metal blade / Nylon cutting head / Plastic blade (country-specific), Blade cover (for the product with metal blade), Accessory bag, Hex wrench, Box wrench, Shoulder belt, Battery, Charger

## UR007G

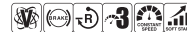
Cordless Grass Trimmer

40V max

### 40Vmax XGT BL ADT AFT Cordless 3-Speed Grass Trimmer, Loop Handle



Cutting width	Metal blade: 255 mm (10") Nylon cutting head: 430 mm (17") Plastic blade: 305 mm (12")
No load speed	Metal blade (3 / 2 / 1): 0 - 7,000 / 0 - 5,500 / 0 - 4,600 min <sup>-1</sup> Nylon cutting head (3 / 2 / 1): 0 - 5,500 / 0 - 5,000 / 0 - 4,600 min <sup>-1</sup> Plastic blade (305 mm) (3 / 2 / 1): 0 - 7,000 / 0 - 5,500 / 0 - 4,600 min <sup>-1</sup> Plastic blade (255 mm) (3 / 2 / 1): 0 - 5,500 / 0 - 5,000 / 0 - 4,600 min <sup>-1</sup>
Spindle size	M10 x 1.25 LH
Dimensions (L x W x H)	w/o Cutting tool, w/ BL4020 / BL4025 / BL4040: 1,815 x 396 x 266 mm (71-1/2 x 15-5/8 x 10-1/2")
Net weight	5.3 - 5.9 kg (11.7 - 13.0 lbs.)



Metal blade / Nylon cutting head / Plastic blade (country-specific), Blade cover (for the product with metal blade), Accessory bag, Hex wrench, Box wrench, Shoulder belt, Battery, Charger

# Lawn care/Grass care

## UR008G

Cordless Grass Trimmer

40V max

### 40Vmax XGT BL ADT AFT Cordless 3-Speed Grass Trimmer, Loop Handle



Cutting width	Nylon cutting head: 430 mm (17") Plastic blade: 305 mm (12")
No load speed	Nylon cutting head (3 / 2 / 1): 0 - 5,000 / 0 - 4,600 / 0 - 4,000 min <sup>-1</sup> Plastic blade (305 mm) (3 / 2 / 1): 0 - 6,000 / 0 - 4,600 / 0 - 4,000 min <sup>-1</sup>
Spindle size	M10 x 1.25 LH
Dimensions (L x W x H)	w/ Nylon cutting head 95M-10L, w/ BL4020 / BL4025 / BL4040: 1,837 x 224 x 300 mm (72-1/2 x 8-7/8 x 11-3/4") w/ Nylon cutting head 95M-10L, w/ BL4050F: 1,862 x 224 x 300 mm (73-1/4 x 8-7/8 x 11-3/4")
Net weight	5.0 - 5.7 kg (11.0 - 12.6 lbs.)



Nylon cutting head, Accessory bag, Hex wrench, Battery, Charger

## UR002G

Cordless Grass Trimmer

40V max

### 40Vmax XGT BL ADT AFT Cordless 3-Speed Grass Trimmer, Bike Handle



Cutting width	Metal blade: 230 mm (9") / TCT saw blade: 255 mm (10") Nylon cutting head: 350 mm (13-3/4") / Plastic blade: 255 mm (10")
No load speed	High / Med. / Low: 0 - 6,500 / 5,300 / 3,500 min <sup>-1</sup>
Spindle size	M10 x 1.25 LH
Run time	w/ Metal blade, w/o load (min) 153 / 227 / 505 w/ Nylon cutting head, w/o load (min) 45 / 80 / 259 w/ Plastic blade, w/o load (min) 163 / 244 / 513
Dimensions (L x W x H)	w/o Cutting tool, w/ BL4020 / BL4025 / BL4040: 1,735 x 630 x 500 mm (68-1/4 x 24-3/4 x 19-3/4") w/o Cutting tool, w/ BL4050F: 1,760 x 630 x 500 mm (69-1/4 x 24-3/4 x 19-3/4")
Net weight	4.6 - 5.3 kg (10.1 - 11.6 lbs.)



Metal blade / Nylon cutting head / Plastic blade (country-specific), Blade cover (for the product with metal blade), Accessory bag, Hex wrench, Box driver, Shoulder belt, Battery, Charger

## UR003G

Cordless Grass Trimmer

40V max

### 40Vmax XGT BL ADT AFT Cordless 3-Speed Grass Trimmer, Loop Handle



Cutting width	Metal blade: 230 mm (9") / TCT saw blade: 255 mm (10") Nylon cutting head: 350 mm (13-3/4") Plastic blade: 255 mm (10")
No load speed	High / Med. / Low: 0 - 6,500 / 5,300 / 3,500 min <sup>-1</sup>
Spindle size	M10 x 1.25 LH
Run time	w/ Metal blade, w/o load (min) w/ BL4050F High / Med. / Low: 153 / 227 / 505 w/ Nylon cutting head, w/o load (min) w/ BL4050F High / Med. / Low: 45 / 80 / 259 w/ Plastic blade, w/o load (min) w/ BL4050F High / Med. / Low: 163 / 244 / 513
Dimensions (L x W x H)	w/o Cutting tool, w/ BL4020 / BL4025 / BL4040: 1,735 x 355 x 230 mm (68-1/4 x 14 x 9") w/o Cutting tool, w/ BL4050F: 1,760 x 355 x 230 mm (69-1/4 x 14 x 9")
Net weight	4.1 - 4.7 kg (9.0 - 10.4 lbs.)



Metal blade / Nylon cutting head / Plastic blade (country-specific), Blade cover (for the product with metal blade), Accessory bag, Hex wrench, Box driver, Shoulder belt, Battery, Charger

## UR016G

Cordless Grass Trimmer

40V max

### 40Vmax XGT BL ADT AFT Cordless 3-Speed Grass Trimmer, Bike Handle



Cutting width	Metal blade: 230 mm (9") Nylon cutting head: 330 mm (13") Plastic blade: 255 mm (10")
No load speed	High / Med. / Low: 6,500 / 5,300 / 3,500 min <sup>-1</sup>
Spindle size	M10 x 1.25 LH
Dimensions (L x W x H)	w/ Plastic blade, w/ BL4040: 1,890 x 625 x 537 mm (74-1/2 x 24-5/8 x 21-1/8")
Net weight	4.7 - 5.3 kg (10.4 - 11.7 lbs.)



Nylon cutting head (country-specific), Plastic blade, Shoulder strap (double), Box driver, Hex wrench, Accessory bag, Battery, Charger

## UR017G

Cordless Grass Trimmer

40V max

### 40Vmax XGT BL ADT AFT Cordless 3-Speed Grass Trimmer, Loop Handle



Cutting width	Metal blade: 230 mm (9") Nylon cutting head: 330 mm (13") Plastic blade: 255 mm (10")
No load speed	High / Med. / Low: 6,500 / 5,300 / 3,500 min <sup>-1</sup>
Spindle size	M10 x 1.25 LH
Dimensions (L x W x H)	w/ Plastic blade, w/ BL4040: 1,890 x 362 x 265 mm (74-1/2 x 14-1/4 x 10-3/8")
Net weight	4.2 - 4.8 kg (9.3 - 10.6 lbs.)



Nylon cutting head, Plastic blade, Shoulder strap, Box driver, Hex wrench, Accessory bag, Battery, Charger

## DUR369A

Cordless Grass Trimmer

18V x2

### 18V X2 (36V) LXT BL ADT AFT Cordless 3-Speed Grass Trimmer, Bike Handle



Cutting width	Metal blade: 255 mm (10") Nylon cutting head: 430 mm (17") Plastic blade: 305 mm (12")
No load speed	Metal blade (3 / 2 / 1): 0 - 7,000 / 0 - 5,500 / 0 - 4,600 min <sup>-1</sup> Nylon cutting head (3 / 2 / 1): 0 - 5,500 / 0 - 5,000 / 0 - 4,600 min <sup>-1</sup> Plastic blade (305 mm) (3 / 2 / 1): 0 - 7,000 / 0 - 5,500 / 0 - 4,600 min <sup>-1</sup> Plastic blade (255 mm) (3 / 2 / 1): 0 - 5,500 / 0 - 5,000 / 0 - 4,600 min <sup>-1</sup>
Spindle size	M10 x 1.25 LH
Dimensions (L x W x H)	1,846 x 628 x 530 mm (72-1/2 x 24-3/4 x 20-7/8")
Net weight	5.9 - 6.5 kg (13.0 - 14.3 lbs.)



Metal blade / Nylon cutting head / Plastic blade (country-specific), Blade cover (for the product with metal blade), Accessory bag, Hex wrench, Box wrench, Shoulder belt, Battery, Charger

## DUR369L

Cordless Grass Trimmer

18V x2

### 18V X2 (36V) LXT BL ADT AFT Cordless 3-Speed Grass Trimmer, Loop Handle



Cutting width	Metal blade: 255 mm (10") Nylon cutting head: 430 mm (17") Plastic blade: 305 mm (12")
No load speed	Metal blade (3 / 2 / 1): 0 - 7,000 / 0 - 5,500 / 0 - 4,600 min <sup>-1</sup> Nylon cutting head (3 / 2 / 1): 0 - 5,500 / 0 - 5,000 / 0 - 4,600 min <sup>-1</sup> Plastic blade (305 mm) (3 / 2 / 1): 0 - 7,000 / 0 - 5,500 / 0 - 4,600 min <sup>-1</sup> Plastic blade (255 mm) (3 / 2 / 1): 0 - 5,500 / 0 - 5,000 / 0 - 4,600 min <sup>-1</sup>
Spindle size	M10 x 1.25 LH
Dimensions (L x W x H)	1,846 x 400 x 269 mm (72-1/2 x 15-3/4 x 10-5/8")
Net weight	5.7 - 6.3 kg (12.6 - 13.9 lbs.)



Metal blade / Nylon cutting head / Plastic blade (country-specific), Blade cover (for the product with metal blade), Accessory bag, Hex wrench, Box wrench, Shoulder belt, Battery, Charger

## DUR369N

Cordless Grass Trimmer

18V x2

### 18V X2 (36V) LXT BL ADT AFT Cordless 3-Speed Grass Trimmer, Loop Handle



Cutting width	Nylon cutting head: 430 mm (17") Plastic blade: 305 mm (12")
No load speed	Nylon cutting head (3 / 2 / 1): 0 - 6,000 / 0 - 4,600 / 0 - 4,000 min <sup>-1</sup>
Spindle size	M10 x 1.25 LH
Dimensions (L x W x H)	1,834 x 226 x 301 mm (72-1/2 x 8-15/16 x 11-7/8")
Net weight	5.5 - 6.1 kg (12.1 - 13.5 lbs.)



Nylon cutting head, Accessory bag, Hex wrench, Battery, Charger

**DUR368A** Cordless Grass Trimmer **18V x2**  
**18V X2 (36V) LXT BL ADT AFT Cordless 3-Speed Grass Trimmer, Bike Handle**



Cutting width	Metal blade: 230 mm (9") / TCT saw blade: 255 mm (10") Nylon cutting head: 350 mm (13-3/4") Plastic blade: 255 mm (10")
No load speed	High / Med. / Low: 6,500 / 5,300 / 3,500 min <sup>-1</sup>
Spindle size	M10 x 1.25 LH
Run time	
w/ Metal blade, w/o load (min)	w/ BL1860B High / Med. / Low: 184 / 273 / 606
w/ Nylon cutting head, w/o load (min)	w/ BL1860B High / Med. / Low: 55 / 96 / 311
w/ Plastic blade, w/o load (min)	w/ BL1860B High / Med. / Low: 196 / 293 / 616
Dimensions (L x W x H)	1,758 x 615 x 442 mm (69-1/4 x 24-1/4 x 17-3/8")
Net weight	4.1 - 4.7 kg (9.0 - 10.5 lbs.)



Metal blade / Nylon cutting head / Plastic blade (country-specific), Blade cover (for the product with metal blade), Accessory bag, Hex wrench, Box driver, Shoulder belt, Battery, Charger

**DUR368L** Cordless Grass Trimmer **18V x2**  
**18V X2 (36V) LXT BL ADT AFT Cordless 3-Speed Grass Trimmer, Loop Handle**



Cutting width	Metal blade: 230 mm (9") TCT saw blade: 255 mm (10") Nylon cutting head: 350 mm (13-3/4") Plastic blade: 255 mm (10")
No load speed	High / Med. / Low: 6,500 / 5,300 / 3,500 min <sup>-1</sup>
Spindle size	M10 x 1.25 LH
Run time	
w/ Metal blade, w/o load (min)	w/ BL1860B High / Med. / Low: 184 / 273 / 606
w/ Nylon cutting head, w/o load (min)	w/ BL1860B High / Med. / Low: 55 / 96 / 311
w/ Plastic blade, w/o load (min)	w/ BL1860B High / Med. / Low: 196 / 293 / 616
Dimensions (L x W x H)	1,758 x 362 x 231 mm (69-1/4 x 14-1/4 x 9-1/8")
Net weight	3.9 - 4.5 kg (8.6 - 10.0 lbs.)



Metal blade / Nylon cutting head / Plastic blade (country-specific), Blade cover (for the product with metal blade), Accessory bag, Hex wrench, Box driver, Shoulder belt, Battery, Charger

**DUR190U** Cordless Grass Trimmer **18V**  
**18V LXT BL ADT AFT Cordless 3-Speed Grass Trimmer, Bike Handle**



Cutting width	Metal blade: 230 mm (9") Nylon cutting head: 300 mm (11-3/4") Plastic blade: 255 mm (10")
No load speed	3,500 - 6,000 min <sup>-1</sup>
Spindle size	M10 x 1.25 LH
Dimensions (L x W x H)	1,836 x 610 x 473 mm (72-1/4 x 24 x 18-5/8")
Net weight	3.1 - 3.4 kg (6.8 - 7.5 lbs.)



Band assembly, Tipped saw, Accessory bag, Box driver, Hex wrench, Cap, Tool cover, Battery

**DUR190L** Cordless Grass Trimmer **18V**  
**18V LXT BL ADT AFT Cordless 3-Speed Grass Trimmer, Loop Handle**



Cutting width	Metal blade: 230 mm (9") Nylon cutting head: 300 mm (11-3/4") Plastic blade: 255 mm (10")
No load speed	3,500 - 6,000 min <sup>-1</sup>
Spindle size	M10 x 1.25 LH
Dimensions (L x W x H)	1,836 x 348 x 236 mm (72-1/4 x 13-3/4 x 9-1/4")
Net weight	2.9 - 3.2 kg (6.4 - 7.1 lbs.)



Band assembly, Tipped saw, Accessory bag, Box driver, Hex wrench, Cap, Tool cover, Battery

**DUR191U** Cordless Grass Trimmer **18V**  
**18V LXT BL ADT AFT Cordless 3-Speed Grass Trimmer, Split Shaft, Bike Handle**



Cutting width	Metal blade: 230 mm (9") Nylon cutting head: 300 mm (11-3/4") Plastic blade: 255 mm (10")
No load speed	3,500 - 6,000 min <sup>-1</sup>
Spindle size	M10 x 1.25 LH
Dimensions (L x W x H)	1,836 x 610 x 473 mm (72-1/4 x 24 x 18-5/8")
Net weight	3.4 - 3.7 kg (7.5 - 8.2 lbs.)



Band assembly, Tipped saw, Accessory bag, Box driver, Hex wrench, Cap, Tool cover, Battery

**DUR191L** Cordless Grass Trimmer **18V**  
**18V LXT BL ADT AFT Cordless 3-Speed Grass Trimmer, Split Shaft, Loop Handle**



Cutting width	Metal blade: 230 mm (9") Nylon cutting head: 300 mm (11-3/4") Plastic blade: 255 mm (10")
No load speed	3,500 - 6,000 min <sup>-1</sup>
Spindle size	M10 x 1.25 LH
Dimensions (L x W x H)	1,836 x 345 x 236 mm (72-1/4 x 13-5/8 x 9-1/4")
Net weight	3.2 - 3.5 kg (7.1 - 7.7 lbs.)



Band assembly, Tipped saw, Accessory bag, Box driver, Hex wrench, Cap, Tool cover, Battery

**DUR194** Cordless Grass Trimmer **18V**  
**18V LXT Li-Ion Cordless 2-Speed Grass Trimmer, Loop Handle**



Cutting width	Metal blade: 200 mm (7-7/8") Nylon cutting head: 280 mm (11") Plastic blade: 230 mm (9")
No load speed	High / Low: 6,000 / 4,500 min <sup>-1</sup>
Spindle size	M10 x 1.25 LH
Dimensions (L x W x H)	w/ 200 mm 8-tooth metal blade, w/ BL1830B / BL1840B / BL1850B / BL1860B: 1,630 x 288 x 236 mm (64 x 11-3/8 x 9-1/4")
Net weight	2.6 - 2.9 kg (5.7 - 6.4 lbs.)



Shoulder harness with single shoulder strap, Metal blade / Nylon cutting head / Plastic blade (country-specific), Hex wrench, Box driver, Accessory bag, Tool cover (country-specific), Battery, Charger

**DUR192L** Cordless Grass Trimmer **18V**  
**18V LXT BL Cordless 2-Speed Grass Trimmer, Loop Handle**



Cutting width	Nylon cutting head: 300 mm (11-3/4")
No load speed	High / Low: 0 - 4,500 / 0 - 6,000 min <sup>-1</sup>
Spindle size	M10 x 1.25 LH
Max run time (min)	High / Low, w/ 300 mm (11-3/4") Nylon Cutting Head, w/o Load, w/ BL1850B: 46 / 97
	High / Low, w/ 330 mm (13") Nylon cutting head, w/o Load, w/ BL1850B: 33 / 70
Dimensions (L x W x H)	w/o Nylon cutting head, w/ BL1815M / BL1820B: 1,655 x 186 x 246 mm (65 x 7-3/8 x -11/16") w/o Nylon cutting head, w/ BL1830B / BL1840B / BL1850B / BL1860B: 1,670 x 186 x 246 mm (65-3/4 x 7-3/8 x 9-11/16")
Net weight	2.7 - 3.0 kg (6.0 - 6.6 lbs.)



Band assembly, Nylon cutting head, Hex wrench, Battery, Charger

# Lawn care/Grass care

## DUR189 Cordless Grass Trimmer 18V

### 18V LXT BL ADT Cordless Grass Trimmer, Short Telescopic Pipe, Loop Handle



Cutting width	Trimmer head: 300 mm (11-3/4") Plastic blade: 255 mm (10")
No load speed	High / Med. / Low / ADT Mode: 6,000 / 5,000 / 4,000 / 4,000 - 6,000 min <sup>-1</sup>
Spindle size	M8 x 1.25 RH
Max run time (min)	Nylon cutting head, BL1860B: 168 Plastic blade, BL1860B: 219
Dimensions (L x W x H)	1,518 - 1,618 x 258 x 396 mm (59-3/4 - 63-3/4 x 10-1/8 x 15-5/8")
Net weight	3 - 3.3 kg (6.6 - 7.3 lbs.)

LXT BL ADT XPT



Shoulder strap, Nylon cutting head, Plastic blade, Accessory bag, Hex wrench, Battery, Charger

## DUR193 Cordless Grass Trimmer 18V

### 18V LXT Li-Ion Cordless Grass Trimmer, Loop Handle



Cutting width	Nylon cutting head: 260 mm (10-1/4")
No load speed	7,800 min <sup>-1</sup>
Work amount on a full battery charge	w/ Nylon cutting head, w/ Load, w/ BL1830B: 25 min w/ Nylon cutting head, w/o Load, w/ BL1830B: 45 min
Dimensions (L x W x H)	w/ Nylon cutting head, BL1815N / BL1820B: 1,238 - 1,427 x 265 x 358 mm (48-3/4 - 56-1/4 x 10-3/8 x 14-1/8") w/ Nylon cutting head, BL1830B / BL1840B / BL1850B / BL1860B: 1,248 - 1,436 x 265 x 358 mm (49-1/4 - 56-1/2 x 10-3/8 x 14-1/8")
Net weight	2.3 - 2.6 kg (5.1 - 5.7 lbs.)

LXT XPT

Shoulder harness with single shoulder strap, Nylon cord, Battery, Charger

## UR100D Cordless Grass Trimmer 12V max

### 12V max CXT Li-Ion Cordless Grass Trimmer



Cutting width	Nylon cutting head: 260 mm (10") Plastic blade: 230 mm (9")
No load speed	10,000 min <sup>-1</sup>
Spindle size	M8 x 1.25 RH
Run time	
w/o load (min)	w/ Nylon cutting head, BL1041B / BL1021B / BL1016: 38 / 19 / 15
w/o load (min)	w/ Plastic blade, BL1041B / BL1021B / BL1016: 55 / 28 / 21
Dimensions (L x W x H)	835 - 1,185 x 267 x 210 - 315 mm (32-7/8 - 46-3/4 x 10-1/2 x 8-1/4 - 12-3/8")
Net weight	1.9 - 2.1 kg (4.3 - 4.6 lbs.)

CXT XPT



Shoulder belt, Nylon cutting head, Nylon cord, Plastic blade, Accessory bag, Hex wrench, Battery, Charger



## UR180D Cordless String Trimmer 18V

### 18V Li-Ion Cordless String Trimmer, G-Battery



Cutting width	Trimmer head: 260 mm (10-1/4")
No load speed	7,800 min <sup>-1</sup>
Dimensions (L x W x H)	1,229 - 1,433 x 267 x 186 - 257 mm (48-1/2 - 56-1/2 x 10-1/2 x 7-3/8 - 10-1/8")
Net weight	2.1 - 2.2 kg (4.7 - 4.8 lbs.)

Shoulder belt, Nylon cutting head, Nylon cord, Battery, Charger

## UR140D Cordless String Trimmer 14.4V

### 14.4V Li-Ion Cordless String Trimmer, G-Battery



Cutting width	Trimmer head: 260 mm (10-1/4")
No load speed	6,000 min <sup>-1</sup>
Dimensions (L x W x H)	1,229 - 1,433 x 267 x 186 - 257 mm (48-1/2 - 56-1/2 x 10-1/2 x 7-3/8 - 10-1/8")
Net weight	2.1 kg (4.6 lbs.)

Shoulder belt, Nylon cutting head, Nylon cord, Battery, Charger

## UR3502 Electric Grass Trimmer

### 35 cm (13-3/4") 1,000 W Electric Grass Trimmer, Loop Handle



Continuous rating Input	1,000W
Cutting width	350 mm (13-3/4")
No load speed	6,500 min <sup>-1</sup>
Dimensions (L x W x H)	1,630 x 380 x 300 mm (64 x 15 x 11-3/4")
Net weight	4.9 kg (10.8 lbs.)



Nylon cutting head, Single harness, Socket wrench, Round bar

## UR3501 Electric Grass Trimmer

### 35 cm (13-3/4") 1,000 W Electric Grass Trimmer, Bent Shaft, Loop Handle



Continuous rating Input	1,000W
Cutting width	350 mm (13-3/4")
No load speed	7,500 min <sup>-1</sup>
Dimensions (L x W x H)	1,550 x 410 x 500 mm (61 x 16-1/8 x 19-3/4")
Net weight	4.3 kg (9.6 lbs.)



Nylon cutting head, Single harness, Socket wrench

# Lawn care/Grass care

## UR3500

Electric Grass Trimmer

35 cm (13-3/4") 700 W Electric Grass Trimmer, Bent Shaft, Loop Handle



Continuous rating Input	700W
Cutting width	350 mm (13-3/4")
No load speed	7,200 min <sup>-1</sup>
Dimensions (L x W x H)	1,550 x 410 x 500 mm (61 x 16-1/8 x 19-3/4")
Net weight	4.3 kg (9.5 lbs.)



Nylon cutting head, Single harness, Socket wrench

## UR2300

Electric Grass Trimmer

23 cm (9") 1,000 W Electric Grass Trimmer, Loop Handle



Continuous rating Input	1,000W
Cutting width	230 mm (9")
No load speed	7,800 min <sup>-1</sup>
Dimensions (L x W x H)	1,630 x 330 x 220 mm (64 x 13 x 8-5/8")
Net weight	4.7 kg (10.3 lbs.)



## UR3000

String Trimmer

30 cm (11-3/4") 450 W String Trimmer, Loop Handle



Continuous rating Input	450W
Cutting width	300 mm (11-3/4")
No load speed	9,000 min <sup>-1</sup>
Dimensions (L x W x H)	1,016~1,256 x 301 x 262 mm (40~49-1/2 x 11-7/8 x 10-3/8")
Net weight	2.6 kg (5.7 lbs.)



Spool assembly, Shoulder belt





**UX01G**

Max Output  
**1.0kW**



**DUX60**

Max Output  
**0.6kW**



**DUX18**

Max Output  
**0.47kW**



1,080 mm

**Shaft extension attachment**  
LE400MP

For Pole saw, Pole hedge trimmer and Coffee harvester

Lawn care/  
Grass care

**Brushcutter**

EM402MP / EM403MP\*  
EM404MP\* / EM405MP\*  
EM406MP\*

**Grass trimmer**

EM408MP  
EM409MP

**Rotary Scissors**

EM407MP

**Edger**

EE400MP

**Pole saw**

EY402MP  
EY403MP

**Hedge trimmer**

**Straight:**  
EN410MP  
**Angle adjustment:**  
EN401MP  
EN402MP

**Ground trimmer**

EN420MP  
EN421MP  
EN422MP  
EN424MP


\*UX01G / DUX60 only

Straight

Angle adjustment

Angle adjustment

EN424MP





Optional attachments

Attachments		UX01G 40V max	DUX60 18V x2	DUX18 18V
Brushcutter	<b>EM402MP</b> ø230mm Metal blade	●	●	●
	<b>EM403MP</b> (Universal guard) ø420mm Nylon cutting head ø2.0	●	●	—
	<b>EM404MP</b> (Universal guard) ø420mm Nylon cutting head ø2.0	●	●	—
	<b>EM405MP</b> (Narrow guard) Universal guard ø420mm / ø2.0	●	●	—
	<b>EM406MP</b> (Narrow guard) Universal guard ø420mm / ø2.0	●	●	—
Grass trimmer	<b>EM408MP</b> (Universal guard) ø300mm Nylon cutting head ø2.0	●	●	●
	<b>EM409MP</b> (Narrow guard) Universal guard ø330mm / ø2.0	●	●	●
Rotary Scissors	<b>EM407MP</b>	●	●	●
Edger	<b>EE400MP</b>	●	●	●
Pole saw	<b>EY402MP</b> Cutting wide: 250mm	●	●	●
	<b>EY403MP</b> Cutting wide: 300mm	●	●	●
Hedge trimmer	<b>EN410MP</b> Straight	●	●	●
	<b>EN401MP</b> Angle adjustment	●	●	●
	<b>EN402MP</b> Angle adjustment	●	●	●

Attachments		UX01G 40V max	DUX60 18V x2	DUX18 18V
Ground trimmer	<b>EN420MP</b> Angle adjustment	●	●	●
	<b>EN421MP</b> Angle adjustment	●	●	●
	<b>EN422MP</b> Angle adjustment	●	●	●
	<b>EN424MP</b>	●	●	●
Weeding	<b>WA400MP</b> <small>new</small>	●	●	●
Cultivator	<b>KR400MP</b> 220mm	●	●	●
	<b>KR401MP</b> 160mm	●	●	●
Coffee harvester	<b>EJ400MP</b>	●	●	●
Power brush	<b>BR400MP</b>	●	●	●
Power sweep	<b>SW400MP</b>	●	●	●
Blower	<b>UB400MP</b>	●	●	●
	<b>UB401MP</b> Low noise	●	●	●
	<b>UB402MP</b>	●	●	●
Pump	<b>PF400MP</b>	●	●	●
Shaft extension attachment	<b>LE400MP</b>	●	●	●

Lawn care/  
Grass care



# Lawn care/Grass care

**UX01G** Cordless Multi Function Power Head **40V max**

**40Vmax XGT BL AFT Cordless Multi Function Power Head**



No load speed	High: 0 - 9,700 min <sup>-1</sup> Med.: 0 - 8,200 min <sup>-1</sup> Low: 0 - 5,700 min <sup>-1</sup>
Dimensions w/o Barrier bar (L x W x H)	w/ BL4020 / BL4025: 1,001 x 225 x 209 mm (40-1/2 x 8-7/8 x 8-1/4") w/ BL4040: 1,001 x 225 x 209 mm (40-1/2 x 8-7/8 x 8-1/4") w/ BL4050F: 1,027 x 225 x 209 mm (40-1/2 x 8-7/8 x 8-1/4")
Dimensions w/ Barrier bar (L x W x H)	w/ BL4020 / BL4025: 1,001 x 320 x 209 mm (39-1/2 x 12-5/8 x 8-1/4") w/ BL4040: 1,001 x 320 x 209 mm (39-1/2 x 12-5/8 x 8-1/4") w/ BL4050F: 1,027 x 320 x 209 mm (40-1/2 x 12-5/8 x 8-1/4")
Net weight	4.2 - 12.6 kg (9.3 - 27.8 lbs.)



Shoulder harness, Hex wrench, Accessory bag, Battery, Charger

**DUX60** Cordless Multi Function Power Head **18V x2**

**18V X2 (36V) LXT BL AFT Cordless Multi Function Power Head**



No load speed	High: 0 - 9,700 min <sup>-1</sup> Med.: 0 - 8,200 min <sup>-1</sup> Low: 0 - 5,700 min <sup>-1</sup>
Dimensions (L x W x H)	1,011 x 320 x 216 mm (39-3/4 x 12-5/8 x 8-1/2")
Net weight	4.1 - 8.7 kg (8.9 - 19.2 lbs.)



Harness, Hex wrench, Accessory bag, Carbide-tipped saw blade (for spec with EM402MP only), Box wrench (for spec with EM402MP/EM403MP/EM404MP only), Metal blade fixing tool (Clamp washer, Nut, Cup) (for spec with EM402MP/EM403MP/EM404MP), Nylon cutting head (for spec with EM403MP/EM404MP/EM405MP/EM406MP only), Battery, Charger

**DUX18** Cordless Multi Function Power Head **18V**

**18V LXT BL AFT Cordless Multi Function Power Head**



No load speed	High: 0 - 9,700 min <sup>-1</sup> Low: 0 - 6,800 min <sup>-1</sup>
Dimensions w/o Barrier bar (L x W x H)	w/ BL1820B: 977 x 225 x 175 mm (38-1/2 x 8-7/8 x 6-7/8") w/ BL1830B / BL1840B / BL1850B / BL1860B: 983 x 225 x 175 mm (38-3/4 x 8-7/8 x 6-7/8")
Dimensions w/ Barrier bar (L x W x H)	w/ BL1820B: 977 x 318 x 175 mm (38-1/2 x 12-1/2 x 6-7/8") w/ BL1830B / BL1840B / BL1850B / BL1860B: 983 x 318 x 175 mm (38-3/4 x 12-1/2 x 6-7/8")
Net weight	2.8 - 10.3 kg (6.2 - 22.7 lbs.)



Harness, Hex wrench, Accessory bag, Carbide-tipped saw blade (for spec with EM402MP only), Box wrench (for spec with EM402MP/EM408MP/EM409MP only), Nylon cutting head (for spec with EM408MP/EM409MP only), Battery, Charger



Lawn care/  
Grass care

# Lawn care/Grass care

## DUM604 Cordless Grass Shear 18V

### 18V LXT Li-Ion Cordless 16 cm (6-5/16") Grass Shear



Cutting width	160 mm (6-5/16")
Depth adjustment	15 / 20 / 25 mm (9/16 / 13/16 / 1")
Strokes per minute (SPM)	2,500
Continuous use (min.)	w/ BL1860B / BL1850B/ BL1840B / BL1830B / BL1820B / BL1815N: 250 / 200 / 160 / 125 / 80 / 60 min
Dimensions (L x W x H)	337 x 177 x 131 mm (13-1/4 x 7 x 5-1/8")
Net weight	1.4 - 1.8 kg (3.2 - 3.9 lbs.)



Grass receiver, Blade cover, Battery, Charger

## DUM111 Cordless Grass Shear 18V

### 18V LXT Li-Ion Cordless 11 cm (4-5/16") Grass Shear



Cutting width	Grass shear blade: 110 mm (4-5/16") Hedge trimmer blade: 200 mm (7-7/8")
Depth adjustment	15 / 20 / 25 mm (9/16 / 13/16 / 1")
Strokes per minute (SPM)	2,500
Continuous use (min.)	BL1850B/BL1815N: 220 / 67 min
Dimensions (L x W x H)	w/ BL1815N / BL1820B: 330 x 120 x 130 mm (13 x 4-3/4 x 5-1/8")
Net weight	1.4 - 1.8 kg (3.1 - 4.0 lbs.)



Shear blade, Blade cover, Storage cover, Oil vessel, Battery, Charger

## UM600D Cordless Grass Shear 12V max

### 12Vmax CXT Li-Ion Cordless 16 cm (6-5/16") Grass Shear



Cutting width	160 mm (6-5/16")
Depth adjustment	15 / 20 / 25 mm (9/16 / 13/16 / 1")
Strokes per minute (SPM)	2,500
Continuous use (min.)	w/ BL1041B / BL1021B / BL1016: 90 / 45 / 35
Dimensions (L x W x H)	329 x 177 x 131 mm (13 x 7 x 5-1/8")
Net weight	1.3 - 1.5 kg (2.8 - 3.3 lbs.)



Not compatible with 2.0Ah, 1.5Ah batteries

Grass receiver, Blade cover, Battery, Charger

## UM164D Cordless Grass Shear 10.8V

### 10.8V (12V max) Li-Ion Cordless 16 cm (6-5/16") Grass Shear



Cutting width	160 mm (6-5/16")
Depth adjustment	10 / 15 / 25 mm (3/8 / 9/16 / 1")
Strokes per minute (SPM)	2,500
Dimensions (L x W x H)	292 x 178 x 130 mm (11-1/2 x 7 x 5-1/8")
Net weight	1.1 - 1.2 kg (2.5 - 2.6 lbs.)



Base frame, Blade cover, Battery, Charger

## UM167D Cordless Grass Shear 18V

### 18V Li-Ion Cordless 16 cm (6-5/16") Grass Shear, G-Battery



Cutting width	160 mm (6-5/16")
Depth adjustment	10 / 20 / 30 mm (3/8 / 13/16 / 1-3/16")
Strokes per minute (SPM)	2,500
Continuous use (min.)	w/ BL1815G: 60
Dimensions (L x W x H)	343 x 176 x 130 mm (13-1/2 x 6-15/16 x 5-1/8")
Net weight	1.4 kg (3.1 lbs.)



Base frame, Blade cover, Battery, Charger

## UM110D Cordless Grass Shear 18V

### 18V Li-Ion Cordless 11 cm (4-5/16") Grass Shear, G-Battery



Cutting width	Grass shear blade: 110 mm (4-5/16") Hedge trimmer blade: 200 mm (7-7/8")
Depth adjustment	15 / 20 / 25 mm (9/16 / 13/16 / 1")
Strokes per minute (SPM)	2,500
Continuous use (min.)	w/ BL1815G: 65
Dimensions (L x W x H)	w/ BL1815G: 331 x 120 x 130 mm (13 x 4-3/4 x 5-1/8")
Net weight	1.4 - 1.5 kg (3.1 - 3.3 lbs.)

















Shear blade, Blade cover, Storage cover, Oil vessel, Battery, Charger



# PRODUCTS

## Tree care/Hedge care



-  Double Insulation
-  Variable Speed
-  Brake
-  Reversing
-  Anti-restart function
-  Electronic 3-Speed
-  Torque Limiter
-  Constant Speed
-  Soft Start
-  Anti Vibration
-  Automatic Oiling
-  Chain Brake
-  Toolless blade change
-  Carrying Case

# Tree care/Hedge care

## Cordless Chain Saw

### 40Vmax XGT BL Cordless Chain Saw

40V max



Captive nuts type



	UC005G	UC004G	UC003G	UC002G
Guide bar length	400 mm (16")	350 mm (14")	300 mm (12")	50 mm (10")
Chain speed	0 - 24.8 m/s (0 - 1,490 m/min) (0 - 4,880 FPM)	0 - 24.8 m/s (0 - 1,490 m/min) (0 - 4,880 FPM)	0 - 24.8 m/s (0 - 1,490 m/min) (0 - 4,880 FPM)	0 - 24.8 m/s (0 - 1,490 m/min) (0 - 4,880 FPM)
Chain oil tank volume	200 mL (6.8 US oz)	200 mL (6.8 US oz)	200 mL (6.8 US oz)	200 mL (6.8 US oz)
Dimensions (L x W x H)	w/o Guide bar, w/ Spike bumper, w/ BL4020 / BL4025 / BL4040 or w/o Battery: 259 x 194 x 227 mm (10-1/4 x 7-5/8 x 8-15/16")	w/o Guide bar, w/ Spike bumper, w/ BL4020 / BL4025 / BL4040 or w/o Battery: 259 x 194 x 227 mm (10-1/4 x 7-5/8 x 8-15/16")	w/o Guide bar, w/ Spike bumper, w/ BL4020 / BL4025 / BL4040 or w/o Battery: 259 x 194 x 227 mm (10-1/4 x 7-5/8 x 8-15/16")	w/o Guide bar, w/ Spike bumper, w/ BL4020 / BL4025 / BL4040 or w/o Battery: 259 x 194 x 227 mm (10-1/4 x 7-5/8 x 8-15/16")
	w/o Guide bar, w/ Spike bumper, w/ BL4050F: 266 x 194 x 243 mm (10-1/2 x 7-5/8 x 9-9/16")	w/o Guide bar, w/ Spike bumper, w/ BL4050F: 266 x 194 x 243 mm (10-1/2 x 7-5/8 x 9-9/16")	w/o Guide bar, w/ Spike bumper, w/ BL4050F: 266 x 194 x 243 mm (10-1/2 x 7-5/8 x 9-9/16")	w/o Guide bar, w/ Spike bumper, w/ BL4050F: 266 x 194 x 243 mm (10-1/2 x 7-5/8 x 9-9/16")
Net weight	3.8 - 4.7 kg (8.4 - 10.4 lbs.)	3.8 - 4.7 kg (8.4 - 10.4 lbs.)	3.8 - 4.7 kg (8.4 - 10.4 lbs.)	3.8 - 4.7 kg (8.4 - 10.4 lbs.)

Saw chain, Guide bar, Guide bar case, Chain oil (country-specific), Round file, Wrench, Battery, Charger

## Cordless Chain Saw

### 40Vmax XGT BL Cordless Chain Saw, Carving Bar

40V max

UC006G:  
Carving Bar



Captive nuts type



UC007G  
Motor Unit Only



	UC006G	UC007G
Guide bar length	250 mm (10")	-
Chain speed	0 - 24.8 m/s (0 - 1,490 m/min) (0 - 4,880 FPM)	0 - 24.8 m/s (0 - 1,490 m/min) (0 - 4,880 FPM)
Chain oil tank volume	200 mL (6.8 US oz)	200 mL (6.8 US oz)
Dimensions (L x W x H)	w/o Guide bar, w/ Spike bumper, w/ BL4020 / BL4025 / BL4040 or w/o Battery: 259 x 194 x 227 mm (10-1/4 x 7-5/8 x 8-15/16")	w/o Guide bar, w/ Spike bumper, w/ BL4020 / BL4025 / BL4040 or w/o Battery: 259 x 194 x 227 mm (10-1/4 x 7-5/8 x 8-15/16")
	w/o Guide bar, w/ Spike bumper, w/ BL4050F: 266 x 194 x 243 mm (10-1/2 x 7-5/8 x 9-9/16")	w/o Guide bar, w/ Spike bumper, w/ BL4050F: 266 x 194 x 243 mm (10-1/2 x 7-5/8 x 9-9/16")
Net weight	3.8 - 4.7 kg (8.4 - 10.4 lbs.)	3.9 - 4.7 kg (8.6 - 10.4 lbs.)

Saw chain, Guide bar, Guide bar case, Chain oil (country-specific), Round file, Wrench, Battery, Charger

## Cordless Chain Saw

### 40Vmax XGT BL Brushless Cordless Chain Saw

40V max



Captive nuts type



	UC013G	UC012G	UC011G	UC010G
Guide bar length	450 mm (18")	400 mm (16")	350 mm (14")	300 mm (12")
Chain speed	0 - 25.5 m/s (0 - 1,530 m/min) (0 - 5,020 FPM)	0 - 25.5 m/s (0 - 1,530 m/min) (0 - 5,020 FPM)	0 - 25.5 m/s (0 - 1,530 m/min) (0 - 5,020 FPM)	0 - 25.5 m/s (0 - 1,530 m/min) (0 - 5,020 FPM)
Chain oil tank volume	260 mL (8.8 US oz)	230 mL (7.8 US oz)	260 mL (8.8 US oz)	260 mL (8.8 US oz)
Dimensions (L x W x H)	w/o Guide bar: 445 x 230 x 275 mm (17-1/2 x 9 x 10-7/8")	w/o Guide bar: 446 x 233 x 274 mm (17-1/2 x 9-1/8 x 10-3/4")	w/o Guide bar: 445 x 230 x 275 mm (17-1/2 x 9 x 10-7/8")	w/o Guide bar: 445 x 230 x 275 mm (17-1/2 x 9 x 10-7/8")
Net weight	6.1 - 7.4 kg (13.4 - 16.3 lbs.)	6.0 - 6.5 kg (13.2 - 14.4 lbs.)	6.1 - 7.4 kg (13.4 - 16.3 lbs.)	6.1 - 7.4 kg (13.4 - 16.3 lbs.)

Saw chain, Guide bar, Guide bar cover, Chain oil (country-specific), Round file (country-specific), Wrench, Battery, Charger

## Cordless Chain Saw

### 40Vmax XGT BL Brushless Cordless Chain Saw, Tool-less Tension Adjustment

40V max



Toolless type



	UC017G	UC016G	UC015G	UC014G
Guide bar length	450 mm (18")	400 mm (16")	350 mm (14")	300 mm (12")
Chain speed	0 - 25.5 m/s (0 - 1,530 m/min) (0 - 5,020 FPM)	0 - 25.5 m/s (0 - 1,530 m/min) (0 - 5,020 FPM)	0 - 25.5 m/s (0 - 1,530 m/min) (0 - 5,020 FPM)	0 - 25.5 m/s (0 - 1,530 m/min) (0 - 5,020 FPM)
Chain oil tank volume	260 mL (8.8 US oz)	260 mL (8.8 US oz)	260 mL (8.8 US oz)	260 mL (8.8 US oz)
Dimensions (L x W x H)	w/o Guide bar: 445 x 234 x 275 mm (17-1/2 x 9-1/4 x 10-7/8")	w/o Guide bar: 445 x 234 x 275 mm (17-1/2 x 9-1/4 x 10-7/8")	w/o Guide bar: 445 x 234 x 275 mm (17-1/2 x 9-1/4 x 10-7/8")	w/o Guide bar: 445 x 234 x 275 mm (17-1/2 x 9-1/4 x 10-7/8")
Net weight	6.2 - 7.5 kg (13.7 - 16.5 lbs.)	6.2 - 7.5 kg (13.7 - 16.5 lbs.)	6.2 - 7.5 kg (13.7 - 16.5 lbs.)	6.2 - 7.5 kg (13.7 - 16.5 lbs.)

Saw chain, Guide bar, Guide bar cover, Chain oil (country-specific), Round file (country-specific), Wrench, Battery, Charger

## Cordless Chain Saw

### 40Vmax XGT BL Brushless Cordless Chain Saw

40V max



Captive nuts type

Motor Unit Only



	UC020G
Chain speed	0 - 25.5 m/s (0 - 1,530 m/min) (0 - 5,020 FPM)
Chain oil tank volume	260 mL (8.8 US oz)
Dimensions (L x W x H)	445 x 230 x 275 mm (17-1/2 x 9 x 10-7/8")
Net weight	6.2 - 7.4 kg (13.7 - 16.3 lbs.)

Chain oil (country-specific), Round file (country-specific), Wrench, Battery, Charger

## Cordless Chain Saw

### 18V X2 (36V) LXT BL Brushless Cordless Chain Saw

18V x2



Captive nuts type



	DUC406	DUC356	DUC306
Guide bar length	400 mm (16")	350 mm (14")	300 mm (12")
Chain speed	0 - 20 m/s (0 - 1,200 m/min) (0 - 3,940 FPM)	0 - 20 m/s (0 - 1,200 m/min) (0 - 3,940 FPM)	0 - 20 m/s (0 - 1,200 m/min) (0 - 3,940 FPM)
Chain oil tank volume	200 mL (6.8 US oz)	200 mL (6.8 US oz)	200 mL (6.8 US oz)
Dimensions (L x W x H)	w/o Guide bar: 270 x 205 x 232 mm (10-5/8 x 8-1/8 x 9-1/8")	w/o Guide bar: 270 x 205 x 232 mm (10-5/8 x 8-1/8 x 9-1/8")	w/o Guide bar: 270 x 205 x 232 mm (10-5/8 x 8-1/8 x 9-1/8")
Net weight	4.6 - 5.1 kg (10.1 - 11.1 lbs.)	4.6 - 5.1 kg (10.1 - 11.1 lbs.)	4.6 - 5.1 kg (10.1 - 11.1 lbs.)

Saw chain, Guide bar, Guide bar cover, Spike bumper, Battery, Charger

## Tree care/Hedge care

## Cordless Chain Saw

## 18V X2 (36V) LXT BL Brushless Cordless Chain Saw

18V x2



Captive nuts type

LXT BL XPT

DUC256C:  
Carving Bar

	DUC256	DUC256C
Guide bar length	250 mm (10")	250 mm (10")
Chain speed	0 - 20 m/s (0 - 1,200 m/min) (0 - 3,940 FPM)	0 - 20 m/s (0 - 1,200 m/min) (0 - 3,940 FPM)
Chain oil tank volume	200 mL (6.8 US oz)	200 mL (6.8 US oz)
Dimensions (L x W x H)	w/o Guide bar: 270 x 205 x 232 mm (10-5/8 x 8-1/8 x 9-1/8")	w/o Guide bar: 270 x 205 x 232 mm (10-5/8 x 8-1/8 x 9-1/8")
Net weight	4.6 - 5.1 kg (10.1 - 11.1 lbs.)	4.6 - 5.1 kg (10.1 - 11.1 lbs.)

Saw chain, Guide bar, Guide bar cover, Spike bumper, Battery, Charger

## Cordless Chain Saw

## 18V X2 (36V) LXT BL Brushless Cordless Chain Saw, Toolless Tension Adjustment

18V x2



Toolless type

LXT BL XPT



	DUC400	DUC353	DUC303
Guide bar length	400 mm (16")	350 mm (14")	300 mm (12")
Chain speed	0 - 20 m/s (0 - 1,200 m/min) (0 - 3,940 FPM)	0 - 20 m/s (0 - 1,200 m/min) (0 - 3,940 FPM)	0 - 20 m/s (0 - 1,200 m/min) (0 - 3,940 FPM)
Chain oil tank volume	200 mL	200 mL	200 mL
Dimensions (L x W x H)	w/o Guide bar: 443 x 215 x 235 mm (17-1/2 x 8-1/2 x 9-1/4")	w/o Guide bar: 443 x 215 x 235 mm (17-1/2 x 8-1/2 x 9-1/4")	w/o Guide bar: 443 x 215 x 235 mm (17-1/2 x 8-1/2 x 9-1/4")
Net weight	4.6 - 5.5 kg (10.2 - 12.1 lbs.)	4.6 - 5.5 kg (10.2 - 12.1 lbs.)	4.6 - 5.5 kg (10.2 - 12.1 lbs.)

Saw chain, Guide bar, Guide bar cover, Oil supply (country-specific), Battery, Charger

## Cordless Chain Saw

## 18V X2 (36V) LXT BL Brushless Cordless Chain Saw

18V x2



Captive nuts type

LXT BL XPT



	DUC405	DUC355	DUC305
Guide bar length	400 mm (16")	350 mm (14")	300 mm (12")
Chain speed	0 - 20 m/s (0 - 1,200 m/min) (0 - 3,940 FPM)	0 - 20 m/s (0 - 1,200 m/min) (0 - 3,940 FPM)	0 - 20 m/s (0 - 1,200 m/min) (0 - 3,940 FPM)
Chain oil tank volume	200 mL	200 mL	200 mL
Dimensions (L x W x H)	w/o Guide bar: 443 x 211 x 235 mm (17-1/2 x 8-5/16 x 9-1/4")	w/o Guide bar: 443 x 211 x 235 mm (17-1/2 x 8-5/16 x 9-1/4")	w/o Guide bar: 443 x 211 x 235 mm (17-1/2 x 8-5/16 x 9-1/4")
Net weight	4.8 - 5.5 kg (10.5 - 12.1 lbs.)	4.7 - 5.4 kg (10.4 - 11.8 lbs.)	4.6 - 5.3 kg (10.2 - 11.6 lbs.)

Saw chain, Guide bar, Guide bar cover, Oil supply (country-specific), Round file (country-specific), File (country-specific), Box wrench, Battery, Charger

## Cordless Chain Saw

## 18V LXT BL Brushless Cordless Chain Saw

18V



Captive nuts type

LXT BL XPT

DUC254C  
Carving Bar

	DUC254	DUC254C	DUC204
Guide bar length	250 mm (10")	250 mm (10")	200 mm (8")
Chain speed	24 m/s (1,440 m/min) (4,720 FPM)	24 m/s (1,440 m/min) (4,720 FPM)	24 m/s (1,440 m/min) (4,720 FPM)
Chain oil tank volume	140 mL (4.7 US oz)	140 mL (4.7 US oz)	140 mL (4.7 US oz)
Dimensions (L x W x H)	w/o Guide bar: 258 x 184 x 191 mm (10-1/8 x 7-1/4 x 7-1/2")	w/o Guide bar: 258 x 184 x 191 mm (10-1/8 x 7-1/4 x 7-1/2")	w/o Guide bar: 258 x 184 x 191 mm (10-1/8 x 7-1/4 x 7-1/2")
Net weight	2.8 - 3.3 kg (6.2 - 7.2 lbs.)	2.8 - 3.3 kg (6.2 - 7.2 lbs.)	2.8 - 3.3 kg (6.2 - 7.2 lbs.)

Chain cover, Guide bar, Saw chain, Wrench, Accessory bag, Battery, Charger

## Cordless Chain Saw

## 18V LXT BL Brushless Cordless Chain Saw, Toolless Tension Adjustment

18V



Toolless type

LXT BL XPT



	DUC407	DUC357	DUC307
Guide bar length	400 mm (16")	350 mm (14")	300 mm (12")
Chain speed	7.7 m/s (460 m/min) (1,520 FPM)	7.7 m/s (460 m/min) (1,520 FPM)	7.7 m/s (460 m/min) (1,520 FPM)
Chain oil tank volume	150 mL (5.1 US oz)	150 mL (5.1 US oz)	150 mL (5.1 US oz)
Dimensions (L x W x H)	w/o Guide bar: 428 x 214 x 234 mm (16-7/8 x 8-3/8 x 9-1/4")	w/o Guide bar: 428 x 214 x 234 mm (16-7/8 x 8-3/8 x 9-1/4")	w/o Guide bar: 428 x 214 x 234 mm (16-7/8 x 8-3/8 x 9-1/4")
Net weight	4.2 - 4.4 kg (9.3 - 9.7 lbs.)	4.2 - 4.4 kg (9.3 - 9.7 lbs.)	4.2 - 4.4 kg (9.3 - 9.7 lbs.)

Saw chain, Guide bar, Guide bar cover, Round file (country-specific), Chain oil (country-specific), Battery, Charger

## Cordless Chain Saw

## 18V LXT Li-Ion Cordless Chain Saw, Toolless Tension Adjustment

18V



Toolless type

LXT



	DUC122
Guide bar length	115 mm (4-1/2")
Chain speed	5.0 m/s (300 m/min) (980 FPM)
Chain oil tank volume	80 mL (2.7 US oz)
Dimensions (L x W x H)	w/ Guide bar & Saw chain: 422 x 195 x 215 mm (16-5/8 x 7-5/8 x 8-1/2")
Net weight	2.6 kg (5.7 lbs.)

Saw chain, Guide bar, Guide bar cover, Oil supply (country-specific), File, Battery, Charger

# Tree care/Hedge care

## Electric Chain Saw

### 2,000 W Electric Chain Saw, Toolless Tension Adjustment



Toolless type

	UC4551A	UC4051A	UC3551A	UC3051A
Continuous rating Input	2,000W	2,000W	2,000W	2,000W
Chain speed	14.5 m/s (870 m/min) (2,900 ft/min)	14.5 m/s (870 m/min) (2,900 ft/min)	14.5 m/s (870 m/min) (2,900 ft/min)	14.5 m/s (870 m/min) (2,900 ft/min)
Guide bar length	450 mm (18")	400 mm (16")	350 mm (14")	300 mm (12")
Dimensions (L x W x H)	505 x 200 x 220 mm (19-7/8 x 7-7/8 x 8-5/8")	505 x 200 x 220 mm (19-7/8 x 7-7/8 x 8-5/8")	505 x 200 x 220 mm (19-7/8 x 7-7/8 x 8-5/8")	505 x 200 x 220 mm (19-7/8 x 7-7/8 x 8-5/8")
Net weight	5.7 kg (12.4 lbs.)	5.6 kg (12.3 lbs.)	5.5 kg (12.1 lbs.)	5.4 kg (11.9 lbs.)



Saw chain, Guide bar cover, Hook

## Electric Chain Saw

### 2,000 W Electric Chain Saw



Captive nuts type

	UC4550A	UC4050A	UC3550A	UC3050A
Continuous rating Input	2,000W	2,000W	2,000W	2,000W
Chain speed	14.5 m/s (870 m/min) (2,900 ft/min)	14.5 m/s (870 m/min) (2,900 ft/min)	14.5 m/s (870 m/min) (2,900 ft/min)	14.5 m/s (870 m/min) (2,900 ft/min)
Guide bar length	450 mm (18")	400 mm (16")	350 mm (14")	300 mm (12")
Dimensions (L x W x H)	505 x 196 x 220 mm (19-7/8 x 7-3/4 x 8-5/8")	505 x 196 x 220 mm (19-7/8 x 7-3/4 x 8-5/8")	505 x 196 x 220 mm (19-7/8 x 7-3/4 x 8-5/8")	505 x 196 x 220 mm (19-7/8 x 7-3/4 x 8-5/8")
Net weight	5.7 kg (12.5 lbs.)	5.6 kg (12.2 lbs.)	5.5 kg (12.1 lbs.)	5.4 kg (11.9 lbs.)



Saw chain, Guide bar cover, Hook, Wrench

## Electric Chain Saw

### 1,800 W Electric Chain Saw, Toolless Tension Adjustment



Toolless type

	UC4041A	UC3541A	UC3041A
Continuous rating Input	1,800W	1,800W	1,800W
Chain speed	14.5 m/s (870 m/min) (2,900 ft/min)	14.5 m/s (870 m/min) (2,900 ft/min)	14.5 m/s (870 m/min) (2,900 ft/min)
Guide bar length	400 mm (16")	350 mm (14")	300 mm (12")
Dimensions (L x W x H)	455 x 245 x 200 mm (17-7/8 x 9-5/8 x 7-7/8")	455 x 245 x 200 mm (17-7/8 x 9-5/8 x 7-7/8")	455 x 245 x 200 mm (17-7/8 x 9-5/8 x 7-7/8")
Net weight	4.7 kg (10.5 lbs.)	4.7 kg (10.3 lbs.)	4.6 kg (10.1 lbs.)



Saw chain, Guide bar cover, Hook

## Cordless Pruning Saw

### 18V LXT BL Cordless Pruning Saw

18V

new



Toolless type

	DUC150	DUC101
Saw chain	Type: 80TXL Gauge: 1.1 mm (0.043") Pitch: 0.325"	Type: 80TXL Gauge: 1.1 mm (0.043") Pitch: 0.325"
Guide bar length	150 mm (6")	100 mm (4")
Max cutting length	161 mm	111 mm
Chain speed	8.0 m/s (480 m/min) (1,570 FPM)	8.0 m/s (480 m/min) (1,570 FPM)
Chain oil tank volume	55 mL (1.9 USoz)	55 mL (1.9 USoz)
Dimensions (L x W x H)	w/ BL1815N / BL1820B: 445 x 90 x 245 mm (17-1/2 x 3-1/2 x 9-5/8") w/ BL1830B / BL1840B / BL1850B / BL1860B: 459 x 90 x 249 mm (18 x 3-1/2 x 9-3/4")	w/ BL1815N / BL1820B: 394 x 90 x 245 mm (15-1/2 x 3-1/2 x 9-5/8") w/ BL1830B / BL1840B / BL1850B / BL1860B: 408 x 90 x 249 mm (16 x 3-1/2 x 9-3/4")
Net weight	1.7-2.0 kg (3.7-4.4 lbs.)	1.6-2.0 kg (3.5-4.4 lbs.)

LXT BL XPT



Saw chain, Guide bar, Guide bar case, Round file (country-specific), Chain oil (country-specific), Battery, Charger

## Cordless Pruning Saw

### 12Vmax CXT BL Cordless Pruning Saw, Toolless Tension Adjustment

12V max



Toolless type

	UC100D
Saw chain	Type: 80TXL Gauge: 1.1 mm (0.043") Pitch: 0.325"
Guide bar length	100 mm (4")
Max cutting length	111 mm
Chain speed	8.0 m/s (480 m/min) (1,570 FPM)
Chain oil tank volume	55 mL (1.9 USoz)
Dimensions (L x W x H)	w/ BL1016/BL1021B: 383 x 90 x 220 mm (15-1/8 x 3-1/2 x 8-5/8") w/ BL1041B: 398 x 90 x 226 mm (15-5/8 x 3-1/2 x 8-7/8")
Net weight	1.5-1.6 kg (3.3-3.5 lbs.)

CXT BL XPT



Saw chain, Guide bar, Guide bar case, Round file (country-specific), Chain oil (country-specific), Battery, Charger



Tree care/  
Hedge care

# Tree care/Hedge care

## Cordless Telescopic Pole Saw

### 40Vmax XGT BL AFT Cordless Telescopic Pole Saw

40V max



	UA004G	UA002G
Guide bar length	300 mm (11-3/4")	250 mm (10")
Chain speed	20.0 m/s (1,200 m/min) (3,940 FPM)	0 - 20.0 m/s (0 - 1,200 m/min) (0 - 3,940 FPM)
Oil tank capacity	160 mL	160 mL
Dimensions (L x W x H)	w/ Guide bar & Saw chain, w/ BL4020/ BL4025/ BL4040 or w/o Battery: 2,812 - 4,044 x 156 x 187 mm (110-1/2 - 159 x 6-1/8 x 7-3/8") w/ Guide bar & Saw chain, w/ BL4050F/ BL4080F: 2,812 - 4,044 x 156 x 192 mm (110-1/2 - 159 x 6-1/8 x 7-9/16")	w/ Guide bar & Saw chain, w/ BL4020/ BL4025/ BL4040 or w/o Battery: 2,765 - 3,997 x 156 x 187 mm (109 - 157-1/2 x 6-1/8 x 7-3/8") w/ Guide bar & Saw chain, w/ BL4050F/ BL4080F: 2,765 - 3,997 x 156 x 192 mm (109 - 3,997 x 6-1/8 x 7-9/16")
Net weight	7.8 - 9.1 kg (17.2 - 20.1 lbs.)	7.7 - 8.9 kg (17.0 - 19.6 lbs.)

XGT BL AFT WG XPT



Saw chain, Guide bar, Guide bar case, Wrench, Hex wrench, Band assembly, Battery, Charger, Round file (country-specific), File (country-specific), Chain oil (country-specific), Chain edger set (country-specific)

## Cordless Pole Saw

### 40Vmax XGT BL AFT Cordless Pole Saw

40V max



	UA003G	UA001G
Guide bar length	300 mm (12")	250 mm (10")
Chain speed	0 - 20 m/s (0 - 1,200 m/min) (0 - 3,940 FPM)	0 - 20 m/s (0 - 1,200 m/min) (0 - 3,940 FPM)
Oil tank capacity	160 mL	160 mL
Dimensions (L x W x H)	w/ Guide bar & Saw chain, w/ BL4020/ BL4025/ BL4040 or w/o Battery: 2,526 x 156 x 187 mm (99-1/2 x 6-1/8 x 7-3/8") w/ Guide bar & Saw chain, w/ BL4050F/ BL4080F: 2,526 x 156 x 192 mm (99-1/2 x 6-1/8 x 7-9/16")	w/ Guide bar & Saw chain, w/ BL4020/ BL4025/ BL4040 or w/o Battery: 2,470 x 156 x 187 mm (97-1/4 x 6-1/8 x 7-3/8") w/ Guide bar & Saw chain, w/ BL4050F/ BL4080F: 2,470 x 156 x 192 mm (97-1/4 x 6-1/8 x 7-9/16")
Net weight	6.1 - 7.4 kg (13.4 - 16.3 lbs.)	6.0 - 7.2 kg (13.2 - 15.9 lbs.)

XGT BL AFT WG XPT



Saw chain, Guide bar, Guide bar case, Wrench, Band assembly, Battery, Charger, Round file (country-specific), File (country-specific), Chain oil (country-specific), Chain edger set (country-specific)

## Cordless Telescopic Pole Saw

### 18V X2 (36V) LXT BL AFT Cordless Telescopic Pole Saw

18V x2



	DUA301	DUA251
Guide bar length	300 mm (12")	250 mm (10")
Chain speed	0 - 20.0 m/s (0 - 1,200 m/min) (0 - 3,940 FPM)	0 - 20.0 m/s (0 - 1,200 m/min) (0 - 3,940 FPM)
Oil tank capacity	160 mL	160 mL
Dimensions (L x W x H)	w/o Guide bar: 2,530 - 3,762 x 155 x 191 mm (99-1/2 - 148 x 6-1/8 x 7-1/2") w/ Guide bar & Saw chain: 2,826 - 4,058 x 155 x 191 mm (111 - 160 x 6-1/8 x 7-1/2")	w/o Guide bar: 2,530 - 3,762 x 155 x 191 mm (99-1/2 - 148 x 6-1/8 x 7-1/2") w/ Guide bar & Saw chain: 2,770 - 4,002 x 155 x 191 mm (109 - 157-1/2 x 6-1/8 x 7-1/2")
Net weight	7.8 - 8.5 kg (17.2 - 18.7 lbs.)	7.8 - 8.4 kg (17.2 - 18.5 lbs.)

LXT BL AFT XPT



Saw chain, Guide bar, Guide bar case, Blade cover, Wrench, Band assembly, Hex wrench, Battery, Charger, Round file (country-specific), Chain edger set (country-specific), Chain oil (country-specific)

## Cordless Pole Saw

### 18V X2 (36V) LXT BL AFT Cordless Pole Saw

18V x2




	DUA300	DUA250
Guide bar length	300 mm (12")	250 mm (10")
Chain speed	0 - 20.0 m/s (0 - 1,200 m/min) (0 - 3,940 FPM)	0 - 20.0 m/s (0 - 1,200 m/min) (0 - 3,940 FPM)
Dimensions (L x W x H)	w/o Guide bar: 2,238 x 155 x 191 mm (88 x 6-1/8 x 7-1/2") w/ Guide bar & Saw chain: 2,478 x 155 x 191 mm (97-1/2 x 6-1/8 x 7-1/2")	w/o Guide bar: 2,238 x 155 x 191 mm (88 x 6-1/8 x 7-1/2") w/ Guide bar & Saw chain: 2,478 x 155 x 191 mm (97-1/2 x 6-1/8 x 7-1/2")
Net weight	6.1 - 6.9 kg (13.5 - 15.2 lbs.)	6.1 - 6.8 kg (13.5 - 15.0 lbs.)

LXT BL AFT XPT



Saw chain, Guide bar, Guide bar case, Wrench, Band assembly, Battery, Charger, Round file (country-specific), Chain edger set (country-specific), Chain oil (country-specific)



Tree care/  
Hedge care



## Cordless Hedge Trimmer

### 40Vmax XGT BL Brushless Cordless Hedge Trimmer

40V max



Sharp edge curved Blade



	<b>UH004G</b>	<b>UH005G</b>
Blade length	600 mm (23-5/8")	750 mm (29-1/2")
Max cutting diameter	23.5 mm (15/16")	23.5 mm (15/16")
Strokes per minute (SPM)	High / Med. / Low: 5,000 / 3,600 / 2,000	High / Med. / Low: 5,000 / 3,600 / 2,000
Continuous use (min.)	w/ BL4040, High: 85 w/ BL4040, Med.: 160 w/ BL4040, Low: 370	w/ BL4040, High: 80 w/ BL4040, Med.: 155 w/ BL4040, Low: 365
Dimensions (L x W x H)	w/ BL4020 / BL4025: 1,120 x 223 x 191 mm (44 x 8-3/4 x 7-1/2") w/ BL4040: 1,120 x 223 x 191 mm (44 x 8-3/4 x 7-1/2") w/ BL4050F: 1,120 x 223 x 214 mm (44 x 8-3/4 x 8-3/8")	w/ BL4020 / BL4025: 1,263 x 223 x 191 mm (49-3/4 x 8-3/4 x 7-1/2") w/ BL4040: 1,263 x 223 x 191 mm (49-3/4 x 8-3/4 x 7-1/2") w/ BL4050F: 1,263 x 223 x 214 mm (49-3/4 x 8-3/4 x 8-3/8")
Net weight	4.3 - 4.9 kg (9.5 - 10.8 lbs.)	4.5 - 5.1 kg (9.9 - 11.2 lbs.)
Blade cover, Chip receiver (country-specific), Battery, Charger		

## Cordless Hedge Trimmer

### 40Vmax XGT BL Brushless Cordless Hedge Trimmer

40V max



Sharp edge Blade



	<b>UH006G</b>	<b>UH007G</b>
Blade length	600 mm (23-5/8")	750 mm (29-1/2")
Max cutting diameter	25.0 mm (1")	25.0 mm (1")
Strokes per minute (SPM)	High / Med. / Low: 4,000 / 3,000 / 2,000	High / Med. / Low: 4,000 / 3,000 / 2,000
Continuous use (min.)	w/ BL4040, High: 65 w/ BL4040, Med.: 110 w/ BL4040, Low: 195	w/ BL4040, High: 65 w/ BL4040, Med.: 105 w/ BL4040, Low: 185
Dimensions (L x W x H)	w/ BL4020 / BL4025: 1,123 x 223 x 191 mm (44-1/2 x 8-3/4 x 7-1/2") w/ BL4040: 1,123 x 223 x 191 mm (44-1/2 x 8-3/4 x 7-1/2") w/ BL4050F: 1,123 x 223 x 214 mm (44-1/2 x 8-3/4 x 8-3/8")	w/ BL4020 / BL4025: 1,274 x 223 x 191 mm (50-1/4 x 8-3/4 x 7-1/2") w/ BL4040: 1,274 x 223 x 191 mm (50-1/4 x 8-3/4 x 7-1/2") w/ BL4050F: 1,274 x 223 x 214 mm (50-1/4 x 8-3/4 x 8-3/8")
Net weight	4.4 - 5.0 kg (9.7 - 11.0 lbs.)	4.6 - 5.2 kg (10.1 - 11.5 lbs.)
Blade cover, Chip receiver, Battery, Charger		

## Cordless Hedge Trimmer

### 40Vmax XGT BL Brushless Cordless Hedge Trimmer

40V max



Standard Blade



	<b>UH008G</b>	<b>UH009G</b>
Blade length	600 mm (23-5/8")	750 mm (29-1/2")
Max cutting diameter	21.5 mm (7/8")	21.5 mm (7/8")
Strokes per minute (SPM)	High / Med. / Low: 5,000 / 3,600 / 2,000	High / Med. / Low: 5,000 / 3,600 / 2,000
Continuous use (min.)	w/ BL4040, High: 80 w/ BL4040, Med.: 150 w/ BL4040, Low: 360	w/ BL4040, High: 75 w/ BL4040, Med.: 140 w/ BL4040, Low: 265
Dimensions (L x W x H)	w/ BL4020 / BL4025: 1,120 x 223 x 191 mm (44 x 8-3/4 x 7-1/2") w/ BL4040: 1,120 x 223 x 191 mm (44 x 8-3/4 x 7-1/2") w/ BL4050F: 1,120 x 223 x 214 mm (44 x 8-3/4 x 8-3/8")	w/ BL4020 / BL4025: 1,262 x 223 x 191 mm (49-3/4 x 8-3/4 x 7-1/2") w/ BL4040: 1,262 x 223 x 191 mm (49-3/4 x 8-3/4 x 7-1/2") w/ BL4050F: 1,262 x 223 x 214 mm (49-3/4 x 8-3/4 x 8-3/8")
Net weight	4.3 - 4.9 kg (9.5 - 10.8 lbs.)	4.5 - 5.0 kg (9.7 - 11.0 lbs.)
Blade cover, Chip receiver, Battery, Charger		

## Cordless Hedge Trimmer

### 18V LXT BL Brushless Cordless Hedge Trimmer

18V



Sharp edge curved Blade



	<b>DUH501</b>	<b>DUH601</b>	<b>DUH751</b>
Blade length	500 mm (19-3/4")	600 mm (23-5/8")	750 mm (29-1/2")
Max cutting diameter	23.5 mm (15/16")	23.5 mm (15/16")	23.5 mm (15/16")
Strokes per minute (SPM)	High / Med. / Low:	High / Med. / Low:	High / Med. / Low:
Continuous use (min.)	0 - 4,400 / 0 - 3,600 / 0 - 2,000 w/ BL1860B, High / Med. / Low: 60 / 80 / 300	0 - 4,400 / 0 - 3,600 / 0 - 2,000 w/ BL1860B, High / Med. / Low: 55 / 80 / 200	0 - 4,400 / 0 - 3,600 / 0 - 2,000 w/ BL1860B, High / Med. / Low: 45 / 70 / 160
Dimensions (L x W x H)	1,016 x 225 x 192 mm (40 x 8-7/8 x 7-1/2")	1,121 x 225 x 192 mm (44-1/4 x 8-7/8 x 7-1/2")	1,261 x 225 x 192 mm (49-1/2 x 8-7/8 x 7-1/2")
Net weight	3.8 - 4.5 kg (8.4 - 9.8 lbs.)	3.8 - 4.5 kg (8.4 - 9.8 lbs.)	3.8 - 4.5 kg (8.4 - 9.8 lbs.)
Blade cover, Chip receiver (country-specific), Battery, Charger			

## Cordless Hedge Trimmer

### 18V LXT BL Brushless Cordless Hedge Trimmer

18V



Standard Blade



	<b>DUH502</b>	<b>DUH602</b>	<b>DUH752</b>
Blade length	500 mm (19-5/8")	600 mm (23-5/8")	750 mm (29-1/2")
Max cutting diameter	21.5 mm (7/8")	21.5 mm (7/8")	21.5 mm (7/8")
Strokes per minute (SPM)	High / Med. / Low:	High / Med. / Low:	High / Med. / Low:
Continuous use (min.)	0 - 4,400 / 0 - 3,600 / 0 - 2,000 w/ BL1860B, High / Med. / Low: 50 / 75 / 230	0 - 4,400 / 0 - 3,600 / 0 - 2,000 w/ BL1860B, High / Med. / Low: 45 / 70 / 180	0 - 4,400 / 0 - 3,600 / 0 - 2,000 w/ BL1860B, High / Med. / Low: 40 / 60 / 150
Dimensions (L x W x H)	1,016 x 225 x 192 mm (40 x 8-7/8 x 7-1/2")	1,221 x 225 x 192 mm (44-1/8 x 8-7/8 x 7-1/2")	1,261 x 225 x 192 mm (49-1/2 x 8-7/8 x 7-1/2")
Net weight	3.8 - 4.5 kg (8.4 - 9.8 lbs.)	3.8 - 4.5 kg (8.4 - 9.8 lbs.)	3.8 - 4.5 kg (8.4 - 9.8 lbs.)
Blade cover, Chip receiver (country-specific), Battery, Charger			

## Cordless Hedge Trimmer

### 18V LXT BL Cordless Hedge Trimmer

18V



	<b>DUH506</b>	<b>DUH606</b>
Blade length	500 mm (19-3/4")	600 mm (23-5/8")
Max branch diameter	20.0 mm (13/16")	20.0 mm (13/16")
Strokes per minute (SPM)	4,000	4,000
Continuous use (min.)	w/ BL1860B: 75 w/ BL1815N / BL1820B: 881 x 207 x 185 mm (34-3/4 x 8-1/8 x 7-1/4") w/ BL1830B / BL1840B / BL1850B / BL1860B: 897 x 207 x 185 mm (35-1/4 x 8-1/8 x 7-1/4")	w/ BL1860B: 70 w/ BL1815N / BL1820B: 1,000 x 207 x 185 mm (39-3/8 x 8-1/8 x 7-1/4") w/ BL1830B / BL1840B / BL1850B / BL1860B: 1,016 x 207 x 185 mm (40 x 8-1/8 x 7-1/4")
Net weight	2.5 - 2.9 kg (5.5 - 6.4 lbs.)	2.7 - 3.0 kg (6.0 - 6.6 lbs.)
Blade cover, Battery, Charger		

# Tree care/Hedge care

## Cordless Hedge Trimmer

### 18V LXT Cordless Hedge Trimmer

18V



LXT XPT



	DUH507	DUH607
Blade length	500 mm (19-3/4")	600 mm (23-5/8")
Max branch diameter	15 mm (9/16")	15 mm (9/16")
Strokes per minute (SPM)	2,700	2,700
Continuous use (min)	w/ BL1830B: 77	w/ BL1830B: 60
Dimensions (L x W x H)	w/ BL1815N / BL1820B: 909 x 209 x 188 mm (35-3/4 x 8-1/4 x 7-3/8")	w/ BL1815N / BL1820B: 1,013 x 209 x 188 mm (40 x 8-1/4 x 7-3/8")
	w/ BL1830B / BL1840B / BL1850B / BL1860B: 925 x 209 x 188 mm (36-1/2 x 8-1/4 x 7-3/8")	w/ BL1830B / BL1840B / BL1850B / BL1860B: 1,029 x 209 x 188 mm (40-1/2 x 8-1/4 x 7-3/8")
Net weight	2.7 - 3.0 kg (6.0 - 6.6 lbs.)	2.8 - 3.1 kg (6.2 - 6.8 lbs.)

Blade cover, Battery, Charger

## Cordless Hedge Trimmer

### 40Vmax XGT BL Cordless Hedge Trimmer

40V max



XGT BL WG



	UH013G	UH014G
Blade length	600 mm (23-5/8")	750 mm (29-1/2")
Max branch diameter	23.5 mm (15/16")	23.5 mm (15/16")
Strokes per minute (SPM)	High / Med. / Low: 5,000 / 3,600 / 2,000	High / Med. / Low: 5,000 / 3,600 / 2,000
Continuous use (min.)	w/ BL4040, High: 85 w/ BL4040, Med.: 160 w/ BL4040, Low: 390	w/ BL4040, High: 80 w/ BL4040, Med.: 155 w/ BL4040, Low: 380
Dimensions (L x W x H)	w/ BL4020 / BL4025: 1,085 x 270 x 135 mm (42-3/4 x 10-5/8 x 5-5/16") w/ BL4040: 1,085 x 270 x 150 mm (42-3/4 x 10-5/8 x 5-7/8") w/ BL4050F: 1,085 x 270 x 168 mm (42-3/4 x 10-5/8 x 6-5/8")	w/ BL4020 / BL4025: 1,225 x 270 x 135 mm (48-1/4 x 10-5/8 x 5-5/16") w/ BL4040: 1,225 x 270 x 150 mm (48-1/4 x 10-5/8 x 5-7/8") w/ BL4050F: 1,225 x 270 x 168 mm (48-1/4 x 10-5/8 x 6-5/8")
Net weight	3.9 - 4.5 kg (8.6 - 9.9 lbs.)	4.0 - 4.7 kg (8.8 - 10.4 lbs.)

Blade cover, Chip receiver, Battery, Charger, Safety goggles (country-specific)

## Cordless Hedge Trimmer

### 18V LXT BL Brushless Cordless Hedge Trimmer

18V



LXT BL XPT



	DUH604S	DUH754S
Blade length	600 mm (23-5/8")	750 mm (29-1/2")
Max branch diameter	23.5 mm (15/16")	23.5 mm (15/16")
Strokes per minute (SPM)	High / Med. / Low: 4,400 / 3,600 / 2,000	High / Med. / Low: 4,400 / 3,600 / 2,000
Continuous use (min.)	w/ BL1860B, High / Med. / Low: 70 / 90 / 200	w/ BL1860B, High / Med. / Low: 65 / 80 / 190
Dimensions (L x W x H)	1,061 x 282 x 143 mm (41-3/4 x 11-1/8 x 5-5/8")	1,200 x 282 x 143 mm (47-1/4 x 11-1/8 x 5-5/8")
Net weight	3.4 - 3.9 kg (7.5 - 8.6 lbs.)	3.4 - 3.9 kg (7.5 - 8.6 lbs.)

Blade cover, Chip receiver, Battery, Charger

## Cordless Hedge Trimmer

### 12Vmax CXT Li-Ion Cordless Hedge Trimmer

12V max



CXT 2in1



	UH201D
Blade length	200 mm (7-7/8")
Strokes per minute (SPM)	2,500
Continuous use (min.)	w/ BL1041B / BL1021B / BL1016: 90 / 45 / 35
Dimensions (L x W x H)	504 x 120 x 131 mm (19-7/8 x 4-3/4 x 5-1/8")
Net weight	1.3 - 1.5 kg (2.9 - 3.3 lbs.)

Blade cover, Chip receiver, Battery, Charger

## Cordless Hedge Trimmer

### 10.8V (12V max) Li-Ion Cordless Hedge Trimmer

10.8V



2in1



	UH200D
Blade length	200 mm (7-7/8")
Strokes per minute (SPM)	2,500
Dimensions (L x W x H)	460 x 120 x 130 mm (18-1/8 x 4-3/4 x 5-1/8")
Net weight	1.1 - 1.2 kg (2.5 - 2.6 lbs.)

Charger, Battery, Blade cover, Chip receiver



## Hedge Trimmer

### 670 W Hedge Trimmer



	<b>UH5580</b>	<b>UH6580</b>	<b>UH7580</b>
Continuous rating Input	670W	670W	670W
Blade length	550 mm (21-5/8")	650 mm (25-1/2")	750 mm (29-1/2")
Strokes per minute (SPM)	3,000	3,000	3,000
Dimensions (L x W x H)	970 x 223 x 206 mm (38-1/4 x 8-3/4 x 8-1/8")	1,049 x 223 x 206 mm (41-1/4 x 8-3/4 x 8-1/8")	1,157 x 223 x 206 mm (45-1/2 x 8-3/4 x 8-1/8")
Net weight	4.2 kg (9.2 lbs.)	4.3 kg (9.4 lbs.)	4.4 kg (9.7 lbs.)



Blade cover, Hook, Belt hook

## Hedge Trimmer

### 550 W Hedge Trimmer



	<b>UH4570</b>	<b>UH5570</b>	<b>UH6570</b>
Continuous rating Input	550W	550W	550W
Blade length	450 mm (17-3/4")	550 mm (21-5/8")	650 mm (25-1/2")
Strokes per minute (SPM)	3,200	3,200	3,200
Dimensions (L x W x H)	862 x 223 x 206 mm (34 x 8-3/4 x 8-1/8")	970 x 223 x 206 mm (38-1/4 x 8-3/4 x 8-1/8")	1,042 x 223 x 206 mm (41 x 8-3/4 x 8-1/8")
Net weight	3.6 kg (8 lbs.)	3.7 - 3.8 kg (8.2 - 8.4 lbs.)	3.8 - 3.9 kg (8.4 - 8.5 lbs.)



Blade cover, Hook, Belt hook

## Hedge Trimmer

### 400 W Hedge Trimmer



	<b>UH4261</b>	<b>UH4861</b>	<b>UH5261</b>
Continuous rating Input	400W	400W	400W
Blade length	420 mm (16-1/2")	480 mm (18-7/8")	520 mm (20-1/2")
Strokes per minute (SPM)	3,200	3,200	3,200
Dimensions (L x W x H)	821 x 194 x 194 mm (32-1/4 x 7-5/8 x 7-5/8")	871 x 194 x 194 mm (34-1/4 x 7-5/8 x 7-5/8")	921 x 194 x 194 mm (36-1/4 x 7-5/8 x 7-5/8")
Net weight	2.9 kg (6.5 lbs.)	3 kg (6.6 lbs.)	3 kg (6.7 lbs.)



Blade cover, Hook, Cord holder complete set



# Tree care/Hedge care

## DUN500W Cordless Hedge Trimmer 18V

18V LXT BL Brushless Cordless 50 cm (19-3/4") Pole Hedge Trimmer, Optimum Curved Blade

Blade length	500 mm (19-3/4")
Max cutting diameter	23.5 mm (15/16")
Strokes per minute (SPM)	High / Med. / Low: 4,400 / 3,600 / 2,000
Cycles per minute (CPM)	High / Med. / Low: 2,200 / 1,800 / 1,000
Continuous use (min.)	w/ BL1860B, High / Med. / Low: 60 / 90 / 190
Dimensions (L x W x H)	2,115 x 97 x 137 mm (83-1/4 x 3-13/16 x 5-3/8")
Net weight	3.9 - 4.3 kg (8.6 - 9.5 lbs.)



Sharp edge curved Blade

LXT BL XPT



Blade cover, Shoulder harness, Battery, Charger

## DUN600L Cordless Hedge Trimmer 18V

18V LXT BL Brushless Cordless 60 cm (23-5/8") Pole Hedge Trimmer, Optimum Curved Blade

Blade length	600 mm (23-5/8")
Max cutting diameter	23.5 mm (15/16")
Strokes per minute (SPM)	High / Med. / Low: 4,400 / 3,600 / 2,000
Cycles per minute (CPM)	High / Med. / Low: 2,200 / 1,800 / 1,000
Continuous use (min.)	w/ BL1860B, High / Med. / Low: 55 / 80 / 180
Dimensions (L x W x H)	2,050 x 230 x 178 mm (80-1/2 x 9 x 7")
Net weight	3.7 - 4.1 kg (8.2 - 9.0 lbs.)



Sharp edge curved Blade

LXT BL XPT



Blade cover, Hex wrench, Battery, Charger

## DUN501W Cordless Hedge Trimmer 18V

18V LXT BL Brushless Cordless 50 cm (19-3/4") Pole Hedge Trimmer

Blade length	500 mm (19-3/4")
Max cutting diameter	21.5 mm (7/8")
Strokes per minute (SPM)	High / Med. / Low: 4,400 / 3,600 / 2,000
Cycles per minute (CPM)	High / Med. / Low: 2,200 / 1,800 / 1,000
Continuous use (min.)	w/ BL1860B, High / Med. / Low: 55 / 80 / 170
Dimensions (L x W x H)	2,115 x 97 x 137 mm (83-1/4 x 3-13/16 x 5-3/8")
Net weight	3.9 - 4.2 kg (8.6 - 9.3 lbs.)



LXT BL XPT



Blade cover, Shoulder harness, Battery, Charger

## DUN601L Cordless Hedge Trimmer 18V

18V LXT BL Brushless Cordless 60 cm (23-5/8") Pole Hedge Trimmer

Blade length	600 mm (23-5/8")
Max cutting diameter	21.5 mm (7/8")
Strokes per minute (SPM)	High / Med. / Low: 4,400 / 3,600 / 2,000
Cycles per minute (CPM)	High / Med. / Low: 2,200 / 1,800 / 1,000
Continuous use (min.)	w/ BL1860B, High / Med. / Low: 50 / 70 / 160
Dimensions (L x W x H)	2,050 x 230 x 178 mm (80-1/2 x 9 x 7")
Net weight	3.7 - 4.1 kg (8.2 - 9.0 lbs.)



LXT BL XPT



Blade cover, Hex wrench, Battery, Charger

## DUN461W Cordless Pole Hedge Trimmer 18V

18V LXT Cordless 46 cm (18-1/8") Pole Hedge Trimmer

Blade length	460 mm (18-1/8")
Max cutting capacity	18 mm (11/16")
Strokes per minute (SPM)	3,600
Continuous use (min.)	w/ BL1850B: 122
Dimensions (L x W x H)	1,889 - 2,511 x 87 x 134 mm (74-1/2 - 99 x 3-7/16 x 5-1/4")
Net weight	3.0 - 3.3 kg (6.6 - 7.3 lbs.)



LXT XPT

Blade cover, Chip receiver (country-specific), Shear blade (country-specific), Battery, Charger

## UN460WD Cordless Pole Hedge Trimmer 12V max

12Vmax CXT Cordless 46 cm (18-1/8") Pole Hedge Trimmer

Blade length	460 mm (18-1/8")
Max cutting capacity	18 mm (11/16")
Strokes per minute (SPM)	3,600
Continuous use (min.)	w/ BL1041B: 53
Dimensions (L x W x H)	1,889 - 2,511 x 87 x 134 mm (74-1/2 - 99 x 3-7/16 x 5-1/4")
Net weight	2.8 - 3.0 kg (6.2 - 6.6 lbs.)



CXT XPT

Blade cover, Chip receiver (country-specific), Shear blade (country-specific), Battery, Charger



# Tree care/Hedge care

## DUP362 Battery Powered Pruning Shears 18V x2

### 18V X2 (36V) LXT Li-Ion Battery Powered High Torque Pruning Shears



Capacity	Max cutting: 33 mm (1-5/16") Max blade opening: 54 mm
Cutting torque	250 N
Dimensions (L x W x H)	305 x 43 x 106 mm (12 x 1-11/16 x 4-3/16")
Net weight	0.77 - 0.82 kg (1.7 - 1.8 lbs.)

LXT XPT



Oil supply (country-specific), Wrench set, Diamond file, Cord holder, Holster, Harness, Arm band, Battery, Charger, Shear blade

## DUP361 Battery Powered Pruning Shears 18V x2

### 18V X2 (36V) LXT Li-Ion Battery Powered Pruning Shears



Capacity	Max cutting: 33 mm Max blade opening: 54 mm
Cutting torque	185 N
Dimensions (L x W x H)	305 x 43 x 106 mm (12 x 1-11/16 x 4-3/16")
Net weight	0.8 kg (1.8 lbs.)

LXT XPT



Oil supply (country-specific), Wrench set, Diamond file, Cord holder, Holster, Harness, Arm band, Battery, Charger, Shear blade

## DUP180 Battery Powered Pruning Shears 18V

### 18V LXT BL Battery Powered Pruning Shears



new

Capacity	Max cutting: 30 mm (1-3/16")
Time from fully open to fully closed	0.3 sec
Work amount on a full battery charge	w/ BL1860B: 8,000 pcs
Dimensions (L x W x H)	296 x 40 x 99 mm (11-5/8 x 1-9/16 x 3-7/8")
Net weight	0.68 kg (1.5 lbs.)

LXT BL XPT



Oil spray, Hex wrench, Socket wrench, Dressing stone, Holster, Battery, Charger

## UP100D Cordless Pruning Shears 12V max

### 12Vmax CXT BL Cordless Pruning Shears



Max cutting capacity	25 mm (1")
Time from fully open to fully closed	0.4 sec
Work amount on a full battery charge	w/ BL1021B: 2,200 pcs (when cutting ø15 mm branches of Japanese cypress)
Dimensions (L x W x H)	w/ BL1016/BL1021B: 285 x 64 x 98 mm (11-1/4 x 2-1/2 x 3-7/8") w/ BL1041B: 308 x 64 x 98 mm (12-1/8 x 2-1/2 x 3-7/8")
Net weight	0.89 - 1.1 kg (2.0 - 2.4 lbs.)

CXT BL XPT



Oil spray, Hex wrench, Socket wrench, Dressing stone, Holster, Battery, Charger



# Tree care/Hedge care

## PM001G

Cordless Backpack Mist Blower

40V max

### 40Vmax XGT BL Cordless Backpack Mist Blower



No load speed (RPM)	High: 15,800-25,000 / Med.: 14,700-20,700 Low: 13,800-16,900
Solution tank capacity	15.0 L (507 oz)
Air volume	High: 8.6-14.3 m <sup>3</sup> /min Med.: 8.0-11.0 m <sup>3</sup> /min Low: 7.4-9.0 m <sup>3</sup> /min
Max air velocity	High: 39.5-64.0 m/s Med.: 36.5-52.0 m/s Low: 34.0-42.0 m/s
Max horizontal spray range	High: 14.0 m (46 ft)
Dimensions (L x W x H)	w/o Nozzle: 320 x 600 x 690 mm (12-5/8 x 23-5/8 x 27-1/4")
Net weight	13.2 - 15.7 kg (29.1 - 34.6 lbs.)

XGT BL WG



Diffusion cover, Wrench, Nozzle, Battery, Charger

## DUS158

Cordless Garden Sprayer

18V

### 18V LXT Li-Ion Cordless 15 L Garden Sprayer



Solution tank	15 L (4.0 US-gal)
Max pressure	0.5 Mpa (N/A kgf/cm <sup>2</sup> )
Regular water discharge	Mist, Double outlet: 0.90 L/min Mist, Single outlet: 1.70 L/min
Continuous use (approx.) on a full battery charge	Double outlet nozzle, w/ BL1850B: 335 min Herbicide nozzle, w/ BL1850B: 460 min
Hose length	1.7 m (5.6 ft)
Dimensions (L x W x H)	317 x 237 x 517 mm (12-1/2 x 9-3/8 x 20-3/8")
Net weight	5.9 - 6.2 kg (13.0 - 13.7 lbs.)

LXT XPT



Shoulder harness, Spray wand, I-shaped double head nozzle, Herbicide nozzle, Spray wand holder, Measuring cup, Battery, Charger

## DUS108

Cordless Garden Sprayer

18V

### 18V LXT Li-Ion Cordless 10 L Garden Sprayer



Solution tank	10 L (2.6 US-gal)
Max pressure	0.5 Mpa
Regular pressure	Mist, Double outlet: 0.34 Mpa Mist, Single outlet: 0.12 Mpa
Regular water discharge	Mist, Double outlet: 0.90 L/min Mist, Single outlet: 1.70 L/min
Continuous use (approx.) on a full battery charge	Double outlet nozzle, w/ BL1850B: 335 min Herbicide nozzle, w/ BL1850B: 460 min
Hose length	1.7 m (5.6 ft)
Nozzle mounting thread	G 1/4
Dimensions (L x W x H)	317 x 237 x 437 mm (12-5/8 x 9-3/8 x 17-1/4")
Net weight	5.6 - 5.9 kg (12.3 - 13.0 lbs.)

LXT XPT



Shoulder harness, Spray wand, I-shaped double head nozzle, Herbicide nozzle, Spray wand holder, Measuring cup, Battery, Charger

## DUS054

Cordless Garden Sprayer

18V

### 18V LXT Li-Ion Cordless 5 L Garden Sprayer



Solution tank	5 L (1.3 US-gal)
Max pressure	0.3 Mpa (3 kgf/cm <sup>2</sup> )
Regular water discharge	Mist, Double outlet: 0.74 L/min Mist, Single outlet: 0.47 L/min Stream, Double outlet: 0.91 L/min Stream, Single outlet: 0.61 L/min
Spraying capacity on a full battery charge	Mist, Double outlet, w/ BL1830B: 170 L Mist, Single outlet, w/ BL1830B: 110 L Stream, Double outlet, w/ BL1830B: 205 L Stream, Single outlet, w/ BL1830B: 140 L
Dimensions (L x W x H)	343 x 182 x 368 mm (13-1/2 x 7-1/8 x 14-1/2")
Net weight	3.2 - 3.5 kg (7.1 - 7.7 lbs.)

LXT XPT

H-shaped double head nozzle, Spray wand, Spray wand holder, Shoulder belt, Battery, Charger

## US053D

Cordless Garden Sprayer

12V max

### 12Vmax CXT Li-Ion Cordless 5 L Garden Sprayer



Solution tank	5 L (1.3 US-gal)
Max pressure	0.3 Mpa (3 kgf/cm <sup>2</sup> )
Regular water discharge	Mist, Double outlet: 0.74 L/min Mist, Single outlet: 0.47 L/min Stream, Double outlet: 0.91 L/min Stream, Single outlet: 0.61 L/min
Spraying capacity on a full battery charge	Mist, Double outlet, w/ BL1016: 60 L Mist, Single outlet, w/ BL1016: 40 L Stream, Double outlet, w/ BL1016: 75 L Stream, Single outlet, w/ BL1016: 50 L
Dimensions (L x W x H)	343 x 182 x 343 mm (13-1/2 x 7-1/8 x 13-1/2")
Net weight	2.9 - 3.0 kg (6.4 - 6.6 lbs.)

CXT XPT

H-shaped double head nozzle, Spray wand, Spray wand holder, Shoulder belt, Battery, Charger



# PRODUCTS

## Transportation



Variable Speed



Brake



Reversing



Electronic 2-Speed



Electronic 3-Speed



Constant Speed



Soft Start



Built-in Job Light

# Transportation

## DCU601

Battery Powered Wheelbarrow

18V x2

18V X2 (36V) LXT BL 4-Wheel Battery Powered Wheelbarrow, Electric Lift, 300 Kg Capacity

new



Traveling speed	Forward: 5.0 / 3.5 / 1.5 km/h Reverse: 1.0 km/h
Potential travel distance	w/ BL1860B x4: 7.2 km (4.5 mile)
Continuous use	w/ BL1860B x4: 100 min
Max climbing capacity	12°
Lift height	475 - 1,020 mm (18-3/4 - 40-1/4")
Dimensions (L x W x H)	at its smallest: 1,400 x 730 x 820 mm (55 x 28-3/4 x 32-1/4")
Net weight	145 kg (320 lbs.)

LXT BL XPT



### Electric lift type

#### DCU601



## DCU602

Battery Powered Wheelbarrow

18V x2

18V X2 (36V) LXT BL 4-Wheel Battery Powered Wheelbarrow, Bucket with Electric Dump, 300 Kg Capacity

new



Traveling speed	Forward: 5.0 / 3.5 / 1.5 km/h Reverse: 1.0 km/h
Potential travel distance	w/ BL1860B x4: 7.2 km (4.5 mile)
Continuous use	w/ BL1860B x4: 100 min
Max climbing capacity	12°
Bucket capacity	Heaped capacity: 200 L
Dimensions (L x W x H)	at its smallest: 1,480 x 730 x 820 mm (58-1/4 x 28-3/4 x 32-1/4")
Net weight	147 kg (324 lbs.)

LXT BL XPT



### Electric dump type

#### DCU602



## DCU603

Battery Powered Wheelbarrow

18V x2

18V X2 (36V) LXT BL 4-Wheel Battery Powered Wheelbarrow, Bucket with Manual Dump, 300 Kg Capacity



Traveling speed	Forward: 5.0, 3.5, 1.5 km/h Reverse: 1.0 km/h
Potential travel distance	7.2 km (with four BL1860B batteries, on flat ground, with lights off, loaded with 300 kg, at 5.0 km/h)
Continuous run time on full battery charge	100 min (with four BL1860B batteries, on flat ground, with lights off, loaded with 300 kg, at 5.0 km/h)
Max climbing capacity	12°
Bucket capacity	Heaped capacity: 200 L
Dimensions (L x W x H)	When carrier is installed, during operation: 1,480 x 730 x 820 - 1,030 mm (58-1/4 x 28-3/4 x 32-1/4 - 40-1/2")
Net weight	122 - 124 kg (269 - 273 lbs.)

LXT BL WG



## DCU604

Battery Powered Wheelbarrow

18V x2

18V X2 (36V) LXT BL 4-Wheel Battery Powered Wheelbarrow, Carrier with Manual Dump, 300 Kg Capacity



Traveling speed	Forward: 5.0, 3.5, 1.5 km/h Reverse: 1.0 km/h
Potential travel distance	7.2 km (with four BL1860B batteries, on flat ground, with lights off, loaded with 300 kg, at 5.0 km/h)
Continuous run time on full battery charge	100 min (with four BL1860B batteries, on flat ground, with lights off, loaded with 300 kg, at 5.0 km/h)
Max climbing capacity	12°
Dimensions (L x W x H)	When carrier is installed, during operation: 1,450 - 1,600 x 730 - 1,080 x 820 - 1,030 mm (57 - 63 x 28-3/4 - 42-1/2 x 32-1/4 - 40-1/2")
Net weight	119 - 120 kg (262 - 265 lbs.)

LXT BL WG



## DCU605

Battery Powered Wheelbarrow

18V x2

18V X2 (36V) LXT BL 4-Wheel Battery Powered Wheelbarrow, Flat Bucket, 300 Kg Capacity



Traveling speed	Forward: 5.0, 3.5, 1.5 km/h Reverse: 1.0 km/h
Potential travel distance	7.2 km (with four BL1860B batteries, on flat ground, with lights off, loaded with 300 kg, at 5.0 km/h)
Continuous run time on full battery charge	100 min (with four BL1860B batteries, on flat ground, with lights off, loaded with 300 kg, at 5.0 km/h)
Max climbing capacity	12°
Bucket capacity	Full liquid capacity: 250 L
Dimensions (L x W x H)	When carrier is installed, during operation: 1,440 x 730 x 820 - 1,030 mm (56-3/4 x 28-3/4 x 32-1/4 - 40-1/2")
Net weight	104 - 106 kg (229 - 234 lbs.)

LXT BL WG



## DCU180

Battery Powered Wheelbarrow

18V

18V LXT BL 3-Wheel Battery Powered Wheelbarrow, 130 Kg Capacity



Max run time (min)	w/ BL1860B x2: 120
Traveling speed	Forward, High / Low: 0 - 3.5 / 0 - 1.5 km/h Reverse: 0 - 1 km/h
Max load capacity	130 kg (290 lbs.)
Max climbing capacity	12°
Dimensions (L x W x H)	When carrier is installed, during operation: 1,315 x 1,060 x 900 mm (51-3/4 x 41-3/4 x 35-1/2")
Net weight	39.3 - 44.8 kg (86.5 - 98.7 lbs.)

LXT BL XPT



Lock key, Support legs, Wrenches



# PRODUCTS

## Measuring/Leveling



Carrying Case

# Measuring/Leveling

## SK700GD

Rechargeable Green Multi Line Laser

12V max

### 12V max CXT Li-Ion Rechargeable Green Multi Line Laser



Light output power	Less than 2.0 mW
Leveling accuracy	+/- 2 mm / 10 m
Line width	at 5 m: 2.0 mm
Self-leveling range	4°
Number of laser lines	8 (4V4H)
Laser type	Laser class 2: 510 - 530 nm
Operating temperature	-10 - 50°C
Protection class	IP54
Operating time (approx. hours)	w/ BL1016: 5 / w/ BL1021B: 7 / w/ BL1041B: 14
Dimensions (L x W x H)	w/ BL1016/BL1021B: 149 x 104 x 153 mm (5-7/8 x 4-1/8 x 6")
	w/ BL1041B: 168 x 104 x 153 mm (6-5/8 x 4-1/8 x 6")
Net weight	0.99 - 1.2 kg (2.2 - 2.7 lbs.)



Soft bag, L-adapter, Target plate, CD manual + Quick start

## SK700D

Rechargeable Red Multi Line Laser

12V max

### 12V max CXT Li-Ion Rechargeable Red Multi Line Laser



Light output power	Less than 2.0 mW
Leveling accuracy	+/- 2 mm / 10 m
Line width	at 5 m: 2.0 mm
Self-leveling range	4°
Number of laser lines	8 (4V4H)
Laser type	Laser class 2: 630 - 645 nm
Operating temperature	-10 - 50°C
Protection class	IP54
Operating time (approx. hours)	w/ BL1016: 8 / w/ BL1021B: 11 / w/ BL1041B: 22
Dimensions (L x W x H)	w/ BL1016/BL1021B: 149 x 104 x 153 mm (5-7/8 x 4-1/8 x 6")
	w/ BL1041B: 168 x 104 x 153 mm (6-5/8 x 4-1/8 x 6")
Net weight	0.99 - 1.2 kg (2.2 - 2.7 lbs.)



Soft bag, L-adapter, Target plate, CD manual + Quick start

## SK312GD

Rechargeable Green Multi Line Laser

12V max

### 12V max CXT Li-Ion Rechargeable Green Multi Line Laser



Leveling accuracy	+/- 1 mm / 10 m
Self-leveling range	2°
Laser fan angle	Horizontal: 110° / Vertical: 130°
Number of laser lines	4 (3V1H)
Laser type	Laser class 2: 515 nm
Operating temperature	-10 - 40°C
Tripod thread	5/8"
Protection class	IP54
Operating time	10 - 28
(approx. hours)	
Dimensions (L x W x H)	w/ BL1016/BL1021B: 122 x 110 x 225 mm
	w/ BL1041B: 122 x 130 x 225 mm
Net weight	1.5 - 1.6 kg (3.3 - 3.5 lbs.)

Laser viewing glass, Shoulder strap, Storage case

## SK209GD

Rechargeable Green Multi Line Laser

12V max

### 12V max CXT Li-Ion Rechargeable Green Multi Line Laser



Leveling accuracy	+/- 1 mm / 10 m
Self-leveling range	2°
Laser fan angle	Horizontal: 110° / Vertical: 130°
Number of laser lines	3 (2V1H)
Laser type	Laser class 2: 515 nm
Operating temperature	-10 - 40°C
Tripod thread	5/8"
Protection class	IP54
Operating time	15 - 40
(approx. hours)	
Dimensions (L x W x H)	w/ BL1016/BL1021B: 122 x 110 x 225 mm
	w/ BL1041B: 122 x 130 x 225 mm
Net weight	1.5 - 1.6 kg (3.3 - 3.5 lbs.)

Laser viewing glass, Shoulder strap, Storage case

## SK40GD

Rechargeable Green Multi Line Laser

12V max

### 12V max CXT Li-Ion Rechargeable Green Multi Line Laser



Accuracy	Emitted laser: +/- 1 mm at 10 m
	2-vertical line: 90° +/- 0.01°
	Line width: 3.0 mm at 10 m
	Plumb point laser diameter: 1.5 mm
Self-leveling range	+/- 4°
Number of laser lines	5 (4V1H)
Laser type	Laser class 2: 515 nm
Operating temperature	-10 - 40°C
Operating time	w/ BL1016: 6
(approx. hours)	
Dimensions (D x H)	98 x 223 mm
Net weight	1.4 - 1.6 kg (3.1 - 3.5 lbs.)



Glass laser visibility, CD-ROM + Operation guide + Safety manual, Storage case, Battery, Charger

## SK20GD

Rechargeable Green Multi Line Laser

12V max

### 12V max CXT Li-Ion Rechargeable Green Multi Line Laser



Accuracy	Emitted laser: +/- 1 mm at 10 m
	2-vertical line: 90° +/- 0.01°
	Line width: 3.0 mm at 10 m
	Plumb point laser diameter: 1.5 mm
Self-leveling range	+/- 4°
Number of laser lines	3 (2V1H)
Laser type	Laser class 2: 515 nm
Operating temperature	-10 - 40°C
Operating time	w/ BL1016: 9
(approx. hours)	
Dimensions (D x H)	98 x 223 mm
Net weight	1.4 - 1.6 kg (3.1 - 3.5 lbs.)



Glass laser visibility, CD-ROM + Operation guide + Safety manual, Storage case, Battery, Charger

## SK10GD

Rechargeable Green Multi Line Laser

12V max

### 12V max CXT Li-Ion Rechargeable Green Multi Line Laser



Accuracy	Emitted laser: +/- 1 mm at 10 m
	2-vertical line: 90° +/- 0.01°
	Line width: 3.0 mm at 10 m
	Plumb point laser diameter: 1.5 mm
Self-leveling range	+/- 4°
Number of laser lines	2 (1V1H)
Laser type	Laser class 2: 515 nm
Operating temperature	-10 - 40°C
Operating time	w/ BL1016: 12
(approx. hours)	
Dimensions (D x H)	98 x 223 mm
Net weight	1.4 - 1.6 kg (3.1 - 3.5 lbs.)



Glass laser visibility, CD-ROM + Operation guide + Safety manual, Storage case, Battery, Charger

## SK106GD

Rechargeable Green 4-point Cross Line Laser

12V max

### 12V max CXT Li-Ion Rechargeable Green 4-Point Cross Line Laser



Measuring range	Up to: 35 m
Measuring range w/ detector	Up to: 80 m
Leveling accuracy	+/- 3 mm / 10 m
Self-leveling range	4°
Laser fan angle	Horizontal: 180° / Vertical: 170°
Number of laser points	4
Number of laser lines	2 (1V1H)
Laser type	Laser class 2: 525 nm
Operating temperature	-10 - 50°C
Operating time (approx. hours)	7 - 20
Dimensions (L x W x H)	w/ BL1016/BL1021B: 138 x 64 x 102 mm (5-7/16 x 2-1/2 x 4")
	w/ BL1041B: 157 x 64 x 102 mm (6-3/16 x 2-1/2 x 4")
Net weight	0.69 - 0.85 kg (1.5 - 1.9 lbs.)

Soft bag, Adapter, Target plate

# Measuring/Leveling

## SK106D 12V max Rechargeable Red 4-point Cross Line Laser

### 12Vmax CXT Li-Ion Rechargeable Red 4-Point Cross Line Laser



Measuring range	Up to: 25 m
Measuring range w/ detector	Up to: 80 m
Leveling accuracy	+/- 3 mm / 10 m
Self-leveling range	4
Laser fan angle	Horizontal: 180° / Vertical: 170°
Number of laser points	4
Number of laser lines	2 (1V1H)
Laser type	Laser class 2: 635 nm
Operating temperature	-10 - 50°C
Operating time (approx. hours)	15 - 40
Dimensions (L x W x H)	w/ BL1016/BL1021B: 138 x 64 x 102 mm (5-7/16 x 2-1/2 x 4")
	w/ BL1041B: 157 x 64 x 102 mm (6-3/16 x 2-1/2 x 4")
Net weight	0.69 - 0.85 kg (1.5 - 1.9 lbs.)



Soft bag, Adapter, Target plate

## SK105GD 12V max Rechargeable Green Cross Line Laser

### 12Vmax CXT Li-Ion Rechargeable Green Cross Line Laser



Measuring range	Up to: 35 m
Measuring range w/ detector	Up to: 80 m
Leveling accuracy	+/- 3 mm / 10 m
Self-leveling range	4
Laser fan angle	Horizontal: 180° / Vertical: 160°
Number of laser lines	2 (1V1H)
Laser type	Laser class 2: 525 nm
Operating temperature	-10 - 50°C
Operating time (approx. hours)	7 - 20
Dimensions (L x W x H)	w/ BL1016/BL1021B: 138 x 64 x 102 mm (5-7/16 x 2-1/2 x 4")
	w/ BL1041B: 157 x 64 x 102 mm (6-3/16 x 2-1/2 x 4")
Net weight	0.67 - 0.84 kg (1.5 - 1.9 lbs.)



Soft bag, Adapter, Target plate

## SK105D 12V max Rechargeable Red Cross Line Laser

### 12Vmax CXT Li-Ion Rechargeable Red Cross Line Laser



Measuring range	Up to: 25 m
Measuring range w/ detector	Up to: 80 m
Leveling accuracy	+/- 3 mm / 10 m
Self-leveling range	4
Laser fan angle	Horizontal: 180° / Vertical: 160°
Number of laser lines	2 (1V1H)
Laser type	Laser class 2: 635 nm
Operating temperature	-10 - 50°C
Operating time (approx. hours)	15 - 40
Dimensions (L x W x H)	w/ BL1016/BL1021B: 138 x 64 x 102 mm (5-7/16 x 2-1/2 x 4")
	w/ BL1041B: 157 x 64 x 102 mm (6-3/16 x 2-1/2 x 4")
Net weight	0.67 - 0.84 kg (1.5 - 1.9 lbs.)



Soft bag, Adapter, Target plate

## SKR001 18V 12V max Rechargeable Rotary Laser

### 18V LXT Rechargeable Rotary Laser, also compatible with 12Vmax CXT / 40Vmax XGT



Operating range	Rotating beam (diameter): 800 m
	Plumb beam (up to): 30 m
Leveling accuracy	Horizontal: 0.5 mm / 10 m
	Vertical: 0.75 mm / 10 m
Leveling range	5°
Rotation speed	300, 450, 600 min <sup>-1</sup>
Operating time (approx. hours)	w/ BL4040: 180 hours
	w/ BL1860B: 135 hours
	w/ BL1041B: 55 hours
Dimensions (L x W x H)	251 x 250 x 309 (9-7/8 x 9-7/8 x 12-1/8")
Net weight	4.2 - 4.9 kg (9.2 - 10.8 lbs.)



Remote controller, Wall mount bracket, Receiver

## SKR200Z Laser Level

### Automatic Self-Leveling Laser Level



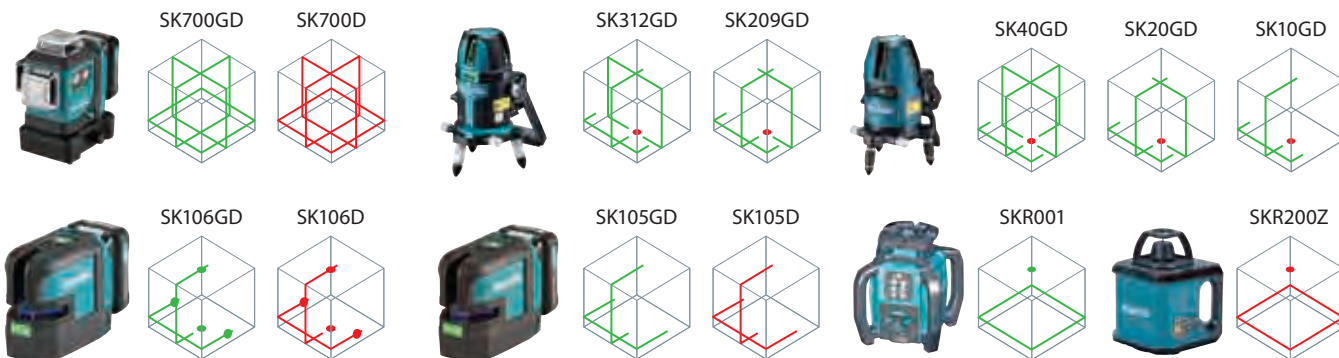
Operating range	Rotating beam (diameter): 200 m
	Plumb beam (up to): 30 m
Rotation speed	0, 300, 450, 600 min <sup>-1</sup>
Leveling accuracy	1 mm / 10 m
Leveling range	6°
Laser type	Laser class 2: 620 - 690 nm
Operating time (approx. hours)	60
Power supply	Cell battery: 2 pcs
Net weight	1.6 kg (3.5 lbs.)



Remote controller, Wall mount bracket, Receiver



## Laser line



# Measuring/Leveling

## LD030P Laser Distance Measure

### 30 m Laser Distance Measure



Measuring range	0.2 - 30 m
Operating temperature	0 - 40°C
Storage temperature	-25 - 70°C
Typical measuring tolerance	2.0 mm / 10 m
Max measuring tolerance	3.0 mm / 10 m
Diameter of laser point	6 mm 10 m
Laser type	Laser class 2: 635 nm
Dimensions (H x D x W)	117 x 53 x 25 mm (4.5 x 2.14 x 1")
Net weight	0.1 kg (0.22 lbs.)

AAA Alkaline dry battery 1.5V x2, Pouch

## LD050P Laser Distance Measure

### 50 m Laser Distance Measure



Measuring range	0.05 - 50 m
Laser type	Laser class 2: 635 nm
Power supply	Cell battery: AAA 1.5V x 2 pcs
Net weight	0.1 kg (0.22 lbs.)

AAA Alkaline dry battery 1.5V x2, Carrying strap, Target plate

## LD080P Laser Distance Measure

### 80 m Laser Distance Measure



Measuring range	0.05 - 80 m
Laser type	Laser class 2: 635 nm
Power supply	Cell battery: AAA 1.5V x 2 pcs
Net weight	0.14 kg (0.31 lbs.)

AAA Alkaline dry battery 1.5V x2, Carrying strap, Target plate


## LD080PI Laser Distance Measure

### 80 m Laser Distance Measure, Inclination Sensor



Measuring range	0.05 - 80 m
Laser type	Laser class 2: 635 nm
Power supply	Cell battery: AAA 1.5V x 2 pcs
Net weight	0.14 kg (0.31 lbs.)




AAA Alkaline dry battery 1.5V x2, Carrying strap, Target plate



# PRODUCTS

## Lights

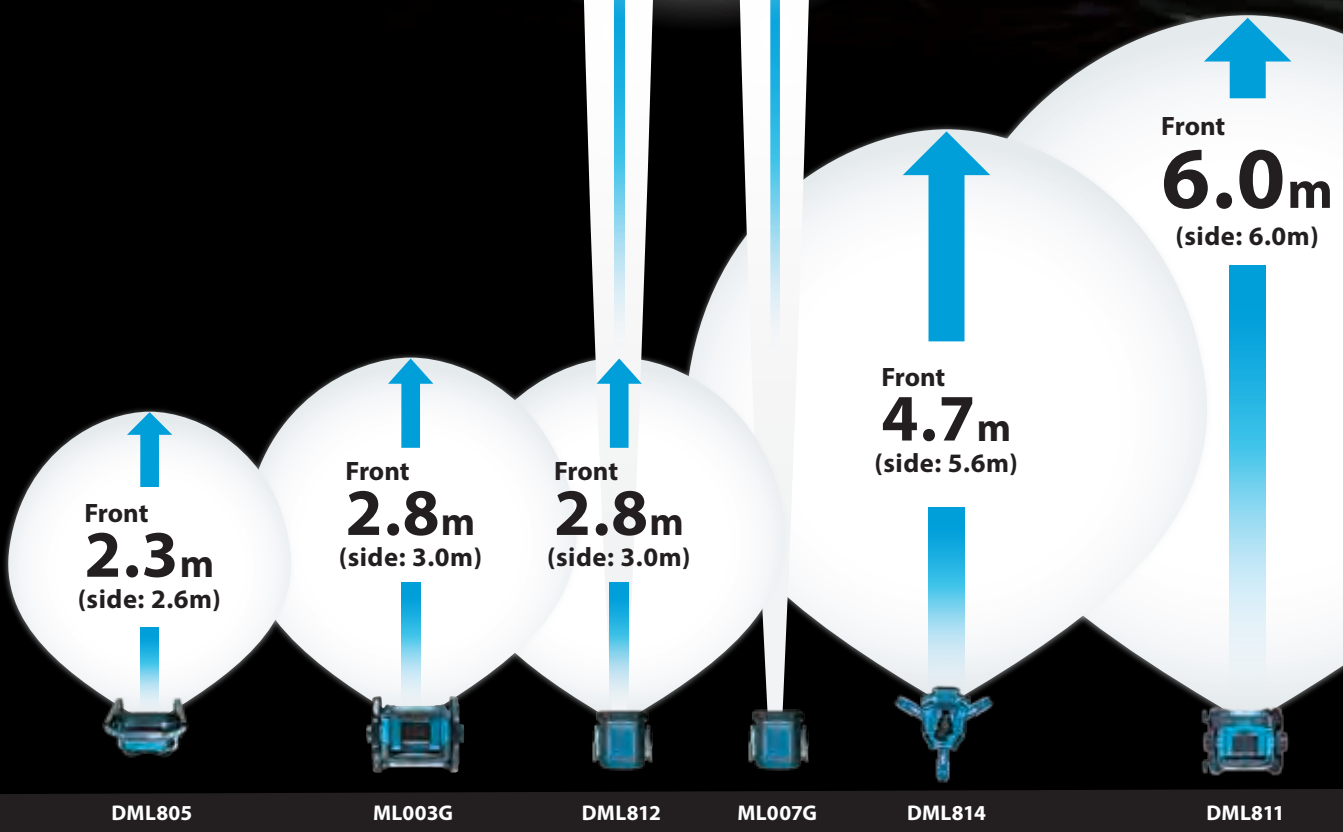


-  Double Insulation
-  Soft Start
-  Carrying Case

# Lighting coverage\*

Long-distance irradiation

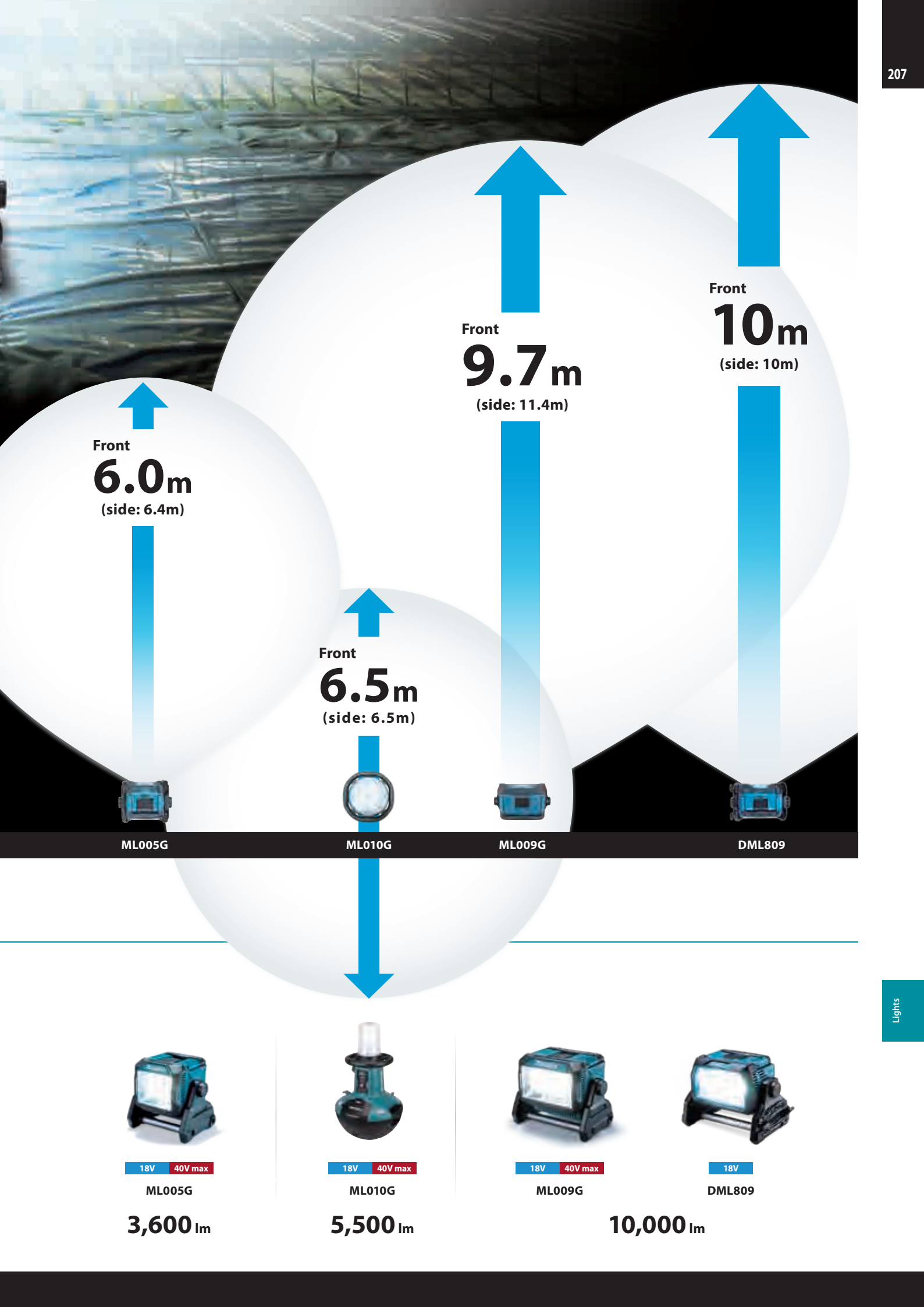
**640m**  
Spot mode



\*measured in accordance with ANSI

## Luminous flux





Front  
**6.0m**  
(side: 6.4m)



ML005G

Front  
**6.5m**  
(side: 6.5m)



ML010G

Front  
**9.7m**  
(side: 11.4m)



ML009G

Front  
**10m**  
(side: 10m)



DML809



18V 40V max

ML005G

3,600 lm



18V 40V max

ML010G

5,500 lm



18V 40V max

ML009G









10,000 lm








18V

DML809

## Product Comparison List





	Cordless Worklight	Cordless Bar Light	Cordless Area Worklight	
	<b>DML814</b>  <b>18V</b> 	<b>ML012G</b>  <b>40V max</b> 	<b>DML818</b>  <b>18V</b> 	<b>ML010G</b>  <b>40V max</b> <b>18V</b> 
<b>Run time (hrs)</b>	w/ BL1850B Low / Mid / High: 10 / 5.5 / 3	w/ BL4040 Low / Mid / High: 32 / 15 / 7	w/ BL1860B Low / Mid / High: 23 / 11 / 5	w/ BL4040 x2 Low/Mid/High: 21 / 11 / 6.5
<b>Illuminance (High / Mid / Low)</b>	at 1 m from the light source: 1,250 / 750 / 400 lx	-	-	-
<b>Luminous flux</b>	High / Mid / Low: 3,000 / 1,700 / 900 lm	High / Med. / Low: 1,700 / 800 / 400 lm	High / Med. / Low: 1,700 / 800 / 400 lm	High / Mid / Low: 5,500 / 3,000 / 1,500 lm
<b>Dimensions (L x W x H)</b>	Operating position (Max height): 573 x 658 x 1,250 - 2,240 mm (22-1/2 x 26 x 49-1/4 - 88")	w/o Battery: 972 x 85 x 100 mm (38-1/4 x 3-3/8 x 3-15/16")	w/o Battery: 972 x 80 x 101 mm (38-1/4 x 3-1/8 x 4")	490 x 490 x 814 mm (19-1/4 x 19-1/4 x 32")
<b>Net weight</b>	7.4 - 8.1 kg (16.3 - 17.9 lbs.)	2.0 kg (4.4 lbs.)	1.7 kg (3.7 lbs.)	14.4 - 19.2 kg (31.7 - 42.3 lbs.)





	Cordless Worklight	Cordless Worklight	Cordless Worklight	Cordless Area Worklight
	<b>ML009G</b>  <b>40V max</b> <b>18V</b>	<b>ML005G</b>  <b>40V max</b> <b>18V</b>	<b>ML003G</b>  <b>40V max</b> <b>18V</b>	<b>DML809</b>  <b>18V</b> 
<b>Run time (hrs)</b>	w/ BL4040 x2 Low/Mid/High: 14 / 6.5 / 2.4	w/ BL4040 Low/Mid/High: 15 / 7.5 / 3.5	w/ BL4040 Low / High: 22 / 10	w/ BL1850B Low / Mid / High: 7.5 / 3.5 / 1.4
<b>Illuminance (High / Mid / Low)</b>	at 1 m from the light source: 4,300 / 1,900 / 1,000 lx	at 1 m from the light source: 2,100 / 1,000 / 500 lx	at 1 m from the light source: 500 / 200 lx	at 1 m from the light source: 3,800 / 1,500 / 800 lx
<b>Luminous flux</b>	High / Mid / Low: 10,000 / 4,000 / 2,000 lm	High / Mid / Low: 3,600 / 1,800 / 900 lm	High / Low: 1,100 / 450 lm	High / Mid / Low: 10,000 / 4,000 / 2,000 lm
<b>Dimensions (L x W x H)</b>	w/ Handle in upright position: 248 x 386 x 430 mm (9-3/4 x 15-1/4 x 17")	w/ Handle in upright position: 248 x 309 x 423 mm (9-3/4 x 12-1/8 x 16-5/8")	w/ Handle in upright position: 249 x 298 x 386 mm (9-3/4 x 11-3/4 x 15-1/4")	w/ Handle in upright position: 249 x 370 x 370 mm (9-3/4 x 14-1/2 x 14-1/2")
<b>Net weight</b>	6.4 - 9.9 kg (14.1 - 21.8 lbs.)	4.9 - 6.5 kg (10.8 - 14.3 lbs.)	3.7 - 4.7 kg (8.2 - 10.4 lbs.)	5.7 - 7.0 kg (12.6 - 15.4 lbs.)




	Cordless Worklight	Corded and Cordless LED Worklight	Cordless Flashlight	Cordless Flashlight
	<b>DML811</b>  <b>18V</b> 	<b>DML805</b>  <b>18V</b> 	<b>ML007G</b>  <b>40V max</b>	<b>DML812</b>  <b>18V</b>
<b>Run time (hrs)</b>	w/ BL1850B Low / Mid / High: 11 / 5.5 / 2.7	w/ BL1850B Low / High: 17 / 8.5	w/ BL4040 Spot mode/ Spot-Flood mode/ Flood mode/ Strobe mode: 10 / 7.5 / 10 / 10	w/ BL1850B Spot / Flood / Spot-Flood / Strobe: 8.5 / 6.5 / 5.0 / 7.0
<b>Illuminance (High / Mid / Low)</b>	at 1 m from the light source: 1,800 / 800 / 350 lx	at 1m from the light source: 300 / 200 lx	Spot / Flood / Spot-Flood: 82,000 / 520 / 60,000 lx	Spot / Flood / Spot-Flood: 71,000 / 520 / 51,000 lx
<b>Luminous flux</b>	High / Mid / Low: 3,000 / 1,500 / 750 lm	High / Low: 750 / 450 lm	Spot / Flood / Spot-Flood: 600 / 1,000 / 1,250 lm	Spot / Flood / Spot-Flood: 600 / 1,000 / 1,250 lm
<b>Dimensions (L x W x H)</b>	w/ Handle in upright position: 249 x 302 x 361 mm (9-3/4 x 11-7/8 x 14-1/4")	214 x 261 x 328 mm (8-3/8 x 10-1/4 x 12-7/8")	w/ BL4040: 330 x 120 x 133 mm (13 x 4-3/4 x 5-1/4")	w/ BL1830B / BL1840B / BL1850B / BL1860B: 313 x 119 x 115 mm (12-3/8 x 4-11/16 x 4-1/2")
<b>Net weight</b>	4.1 - 4.8 kg (9.0 - 10.5 lbs.)	2.3 - 2.7 kg (5.1 - 5.9 lbs.)	1.6 - 2.9 kg (3.5 - 6.4 lbs.)	1.2 - 1.6 kg (2.6 - 3.4 lbs.)





## Product Comparison List





	LED Flashlight		Rechargeable Flashlight	Cordless Flashlight
	<b>ML001G</b> <span style="background-color: red; color: white; padding: 2px;">40V max</span> 	<b>DML802</b> <span style="background-color: blue; color: white; padding: 2px;">18V</span> 	<b>DML185</b> <span style="background-color: blue; color: white; padding: 2px;">18V</span> 	<b>DML808</b> <span style="background-color: blue; color: white; padding: 2px;">18V</span> 
<b>Run time (hrs)</b>	w/ BL4040: 55	w/ BL1860B: 27	w/ BL1830B: 4	w/ BL1860B: 32
<b>Illuminance (High / Mid / Low)</b>	at 1m from the light source: 3,000 lx	at 1m from the light source: 4,000 lx	at 1m from the light source: 4,500 lx	at 1m from the light source: 170 - 4,500 lx
<b>Luminous flux</b>	160 lm	180 lm	180 lm	190 lm
<b>Dimensions (L x W x H)</b>	w/ BL4040: 287 x 88 x 136 mm (11-1/4 x 3-1/2 x 5-3/8")	w/ BL1830B / BL1840B / BL1850B / BL1860B: 272 x 79 x 116 mm (10-3/4 x 3-1/8 x 4-9/16")	w/o Battery: 284x84x96 mm (11-1/8x3-5/16x3-3/4")	w/ BL1830B / BL1840B / BL1850B / BL1860B: 297 x 79 x 119 mm (11-3/4 x 3-1/8 x 4-11/16")
<b>Net weight</b>	0.28 - 1.3 kg (0.62 - 2.9 lbs.)	0.64 - 1 kg (1.4 - 2.2 lbs.)	0.71 - 1.03 kg (1.6 - 2.3 lbs.)	0.73 - 1.09 kg (1.6 - 2.4 lbs.)

	Cordless Worklight	Cordless LED Worklight		
	<b>ML002G</b> <span style="background-color: red; color: white; padding: 2px;">40V max</span> <b>USB</b> 	<b>DML807</b> <span style="background-color: blue; color: white; padding: 2px;">18V</span> <b>USB</b> 	<b>DML806</b> <span style="background-color: blue; color: white; padding: 2px;">18V</span> 	<b>ML104</b> <span style="background-color: green; color: white; padding: 2px;">12V max</span> <b>USB</b> 
<b>Run time (hrs)</b>	w/ BL4040 Main(Full) / Sub (on top): 16 / 51	w/ BL1850B Main(Full) / Sub (on top): 11 / 36	w/ BL1850B Main(Full) / Sub (on top): 11 / 59	w/ BL1041B Main(Full) / Sub (on top): 5.5 / 19
<b>Illuminance (High / Mid / Low)</b>	Main(Full / Half): 340 / 310 lx / Sub(on top side): 1,900 lx	Main(Full / Half): 340 / 310 lx / Sub(on top side): 1,900 lx	Main(Full / Half): 310 / 280 lx / Sub (on top): 2,100 lx	Main(Full): 340 lx / Sub(on top side): 1,900 lx
<b>Luminous flux</b>	Main(Full / Half): 710 / 340 lm / Sub(on top side): 130 lm	Main(Full / Half): 710 / 340 lm / Sub(on top side): 130 lm	Main(Full / Half): 620 / 310 lm / Sub (on top): 90 lm	Main(Full): 710 lm / Sub(on top side): 130 lm
<b>Dimensions (L x W x H)</b>	w/ BL4040, w/ Hook retracted: 376 x 86 x 141 mm (14-3/4 x 3-3/8 x 5-9/16")	414 x 79 x 155 mm (16-1/4 x 3-1/8 x 6-1/8")	365 x 78 x 119 mm (14-3/8 x 3-1/16 x 4-11/16")	414 x 66 x 132 mm (16-1/4 x 2-5/8 x 5-3/16")
<b>Net weight</b>	1.2 - 1.5 kg (2.6 - 3.3 lbs.)	0.72 - 1.1 kg (1.6 - 2.4 lbs.)	0.69 - 1.1 kg (1.5 - 2.4 lbs.)	0.61 - 0.78 kg (1.4 - 1.7 lbs.)

	Cordless Flashlight		
	<b>ML006G</b> <span style="background-color: red; color: white; padding: 2px;">40V max</span> 	<b>DML816</b> <span style="background-color: blue; color: white; padding: 2px;">18V</span> 	<b>DML801</b> <span style="background-color: blue; color: white; padding: 2px;">18V</span> 
<b>Run time (hrs)</b>	w/ BL4040 Low / Mid / High: 82 / 40 / 20	w/ BL1860B Low / Mid / High: 75 / 34 / 17	w/ BL1860B Full /Half: 20 / 48
<b>Illuminance (High / Mid / Low)</b>	at 0.5m from the light source High / Mid / Low: 800 / 400 / 180 lx	at 0.5m from the light source High / Mid / Low: 800 / 400 / 180 lx	at 0.5m from the light source Full / Half: 400 / 200 lx
<b>Luminous flux</b>	High / Mid / Low: 500 / 250 / 100 lm	High / Mid / Low: 500 / 250 / 100 lm	Full / Half: 240 / 120 lm
<b>Dimensions (L x W x H)</b>	w/ BL4025: 402 x 85 x 134 mm (15-3/4 x 3-3/8 x 5-1/4")	w/ BL1830B / BL1840B / BL1850B / BL1860B: 267 - 400 x 79 x 127 mm (10-1/2 - 15-3/4 x 3-1/8 x 5")	380 x 79 x 116 mm (15 x 9-11/16 x 4-9/16")
<b>Net weight</b>	1.1 - 1.7 kg (2.4 - 3.8 lbs.)	0.70 - 1.1 kg (1.5 - 2.4 lbs.)	0.61 - 0.98 kg (1.4 - 2.2 lbs.)

## Product Comparison List








	Rechargeable Flashlight	LED Flashlight
	<b>DML800</b> <span style="background-color: #0070C0; color: white; padding: 2px;">18V</span> 	<b>DML803</b> <span style="background-color: #0070C0; color: white; padding: 2px;">18V</span> 
<b>Run time (hrs)</b>	w/ BL1830B: 20	w/ BL1830B Low / High: 24 / 16
<b>Illuminance (High / Mid / Low)</b>	at 0.5m from the light source: 2,000 lx	at 0.5m from the light source High / Low: 270 / 180 lx
<b>Luminous flux</b>	100 lm	High / Low: 170 / 120 lm
<b>Dimensions (L x W x H)</b>	151 x 76 x 88 mm (5-15/16 x 3 x 3-1/2")	133 x 81 x 72 mm (5-1/4 x 3-3/16 x 2-13/16")
<b>Net weight</b>	0.53 - 0.91 kg (1.2 - 2 lbs.)	0.56 - 0.92 kg (1.2 - 2.1 lbs.)

	Cordless Worklight			Rechargeable LED Lantern
	<b>ML011G</b> <span style="background-color: #C00000; color: white; padding: 2px;">40V max</span> <b>USB</b> 	<b>DML817</b> <span style="background-color: #0070C0; color: white; padding: 2px;">18V</span> <b>USB</b> 	<b>ML107</b> <span style="background-color: #0070C0; color: white; padding: 2px;">12V max</span> <b>USB</b> 	<b>ML102</b> <span style="background-color: #0070C0; color: white; padding: 2px;">10.8V</span> <span style="background-color: #0070C0; color: white; padding: 2px;">7.2V</span> 
<b>Run time (hrs)</b>	w/ BL4040 Full / Half: 37 / 64	w/ BL1860B Full / Half: 28 / 49	w/ BL1041B Full / Half: 17 / 29	w/ BL1013: 8
<b>Illuminance (High / Mid / Low)</b>	at 0.5 m from the light source, Sidelighting + Uplighting / Sidelighting only / Uplighting only: 240 / 190 / 190 lx	at 0.5 m from the light source, Sidelighting + Uplighting / Sidelighting only / Uplighting only: 240 / 190 / 190 lx	at 0.5 m from the light source, Sidelighting + Uplighting / Sidelighting only / Uplighting only: 175 / 130 / 130 lx	-
<b>Luminous flux</b>	Sidelighting + Uplighting / Sidelighting only / Uplighting only: 300 / 150 / 150 lm	Sidelighting + Uplighting / Sidelighting only / Uplighting only: 300 / 150 / 150 lm	Sidelighting + Uplighting / Sidelighting only / Uplighting only: 200 / 100 / 100 lm	-
<b>Dimensions (L x W x H)</b>	w/ BL4020/BL4025: 126 x 77 x 98 mm (5 x 3 x 3-7/8")	w/ BL1830(B)/BL1840(B)/ BL1850(B)/BL1860B: 123 x 77 x 96 mm (4-7/8 x 3 x 3-3/4")	w/ BL1041B: 98 x 64 x 91 mm (3-7/8 x 2-1/2 x 3-5/8")	65 x 65 x 180 mm (2-9/16 x 2-9/16 x 7-1/8")
<b>Net weight</b>	0.88 - 2.1 kg (1.9 - 4.6 lbs.)	0.51 - 0.88 kg (1.1 - 1.9 lbs.)	0.34 - 0.51 kg (0.75 - 1.1 lbs.)	0.32 - 0.38 kg (0.7 - 0.9 lbs.)





# PRODUCTS





## Comfort/Lifestyle







-  Variable Speed
-  Electronic 2-Speed
-  Electronic 3-Speed
-  Electronic 4-Speed
-  Constant Speed
-  Built-in Job Light
-  Carrying Case

## Product Comparison List




	Job Site Radio			
	<b>MR007G</b>  40V max 18V 12V max Bluetooth dab+ DC AC	<b>MR006G</b>  40V max 18V 12V max Bluetooth DC AC	<b>MR004G</b>  40V max 18V 12V max Bluetooth dab+ DC AC	<b>MR003G</b>  40V max 18V 12V max dab+ DC AC
<b>Run time (hrs)</b>	w/ BL1041B: 14 / w/ BL1850(B): 17 / w/ BL4040: 19	w/ BL1041B: 16 / w/ BL1850(B): 17 / w/ BL4040: 19	w/ BL4040: 30 / w/ BL1850B: 26 / w/ BL1041B: 21	w/ BL4040: 34 / w/ BL1850B: 29 / w/ BL1041B: 23.5
<b>Frequency band</b>	FM / DAB / DAB+: 87.5 - 108 MHz / 174.928 - 239.200 MHz / 174.928 - 239.200 MHz	FM / AM: 87.5 - 108 MHz / 522 - 1,710 kHz	FM / DAB / DAB+: 87.5 - 108 MHz / 174.928 - 239.200 MHz / 174.928 - 239.200 MHz	FM / DAB / DAB+: 87.5 - 108 MHz / 174.928 - 239.200 MHz / 174.928 - 239.200 MHz
<b>Speaker Size</b>	Sides: Dia. 63.5 mm x2 / Bottom: Dia. 101.6 mm	Sides: Dia. 63.5 mm x2 / Bottom: Dia. 101.6 mm	Dia. 89 mm x2	Dia. 89 mm x2
<b>Dimensions (L x W x H)*</b>	285 x 172 x 441 mm (11-1/4 x 6-3/4 x 17-3/8")	285 x 172 x 441 mm (11-1/4 x 6-3/4 x 17-3/8")	280 x 171 x 434 mm (11 x 6-3/4 x 17-1/8")	280 x 171 x 434 mm (11 x 6-3/4 x 17-1/8")
<b>Net weight</b>	5.5 - 6.3 kg (12.1 - 13.9 lbs.)	5.6 - 6.4 kg (12.3 - 14.1 lbs.)	4.6 - 5.4 kg (10.1 - 11.9 lbs.)	4.6 - 5.4 kg (10.1 - 11.9 lbs.)

	Job Site Radio		Job Site Charger Radio	
	<b>MR002G</b>  40V max 18V 12V max Bluetooth DC AC	<b>MR001G</b>  40V max 18V 12V max DC AC	<b>DMR301</b>  18V 12V max Bluetooth dab+ DC AC	<b>DMR300</b>  18V 12V max Bluetooth
<b>Run time (hrs)</b>	w/ BL4040: 27.5 / w/ BL1850B: 23 / w/ BL1041B: 18.5	w/ BL4040: 30 / w/ BL1850B: 25.5 / w/ BL1041B: 19.5	w/ BL1850B: 20.5 / w/ BL1041B: 16.4	w/ BL1850B: 20.5 / w/ BL1041B: 16.4
<b>Frequency band</b>	FM / AM: 87.5 - 108 MHz / 522 - 1,710 kHz	FM / AM: 87.5 - 108 MHz / 522 - 1,710 kHz	FM / DAB / DAB+: 87.5 - 108 MHz / 174.928 - 239.200 MHz / 174.928 - 239.200 MHz	FM / AM: 87.5 - 108 MHz / 522 - 1,710 kHz
<b>Speaker Size</b>	Dia. 89 mm x2	Dia. 89 mm x2	Dia. 89 mm x2	Dia. 89 mm x2
<b>Dimensions (L x W x H)*</b>	280 x 171 x 434 mm (11 x 6-3/4 x 17-1/8")	280 x 171 x 434 mm (11 x 6-3/4 x 17-1/8")	268 x 185 x 427 mm (10-1/2 x 7-1/4 x 16-3/4")	268 x 185 x 427 mm (10-1/2 x 7-1/4 x 16-3/4")
<b>Net weight</b>	4.5 - 5.3 kg (9.9 - 11.7 lbs.)	4.5 - 5.3 kg (9.9 - 11.7 lbs.)	6.1 - 6.6 kg (13.5 - 14.6 lbs.)	6.1 - 6.6 kg (13.5 - 14.6 lbs.)






	Job Site Radio			
	<b>DMR115</b>  18V 12V max Bluetooth dab+ DC AC	<b>DMR114</b>  18V 12V max Bluetooth DC AC	<b>DMR112</b>  18V 12V max 10.8V 7.2V Bluetooth dab+ DC AC	<b>DMR110N</b>  18V 12V max 10.8V dab+ DC AC
<b>Run time (hrs)</b>	w/ BL1850B: 16 / w/ BL1041B: 14	w/ BL1850B: 17 / w/ BL1041B: 16	w/ BL1850B: 26 / w/ BL1041B: 21 / w/ BL1013: 7 / w/ BL0715: 7.5	w/ BL1850B: 26 / w/ BL1041B: 21 / w/ BL1013: 7
<b>Frequency band</b>	FM / DAB / DAB+: 87.5 - 108 MHz / 174.928 - 239.200 MHz / 174.928 - 239.200 MHz	FM / AM: 87.5 - 108 MHz / 22 - 1,710 kHz	FM / DAB / DAB+: 87.5 - 108 MHz / 174.928 - 239.200 MHz / 174.928 - 239.200 MHz	FM / DAB / DAB+: 87.5 - 108 MHz / 174.928 - 239.200 MHz / 174.928 - 239.200 MHz
<b>Speaker Size</b>	Sides: Dia. 63.5 mm x2 / Bottom: Dia. 101.6 mm	Sides: Dia. 63.5 mm x2 / Bottom: Dia. 101.6 mm	Dia. 89 mm x2	Dia. 76 mm x2
<b>Dimensions (L x W x H)*</b>	268 x 164 x 437 mm (10-1/2 x 6-1/2 x 17-1/4")	268 x 164 x 437 mm (10-1/2 x 6-1/2 x 17-1/4")	262 x 163 x 431 mm (10-3/8 x 6-3/8 x 17")	257 x 163 x 431 mm (10-1/8 x 6-3/8 x 17")
<b>Net weight</b>	5.0 - 5.5 kg (11.1 - 12.1 lbs.)	5.1 - 5.6 kg (11.3 - 12.3 lbs.)	4.3 - 4.9 kg (9.5 - 10.9 lbs.)	4.1 - 4.6 kg (9.0 - 10.1 lbs.)

\*with Handle in upright position

Product Comparison List

	Job Site Radio			Rechargeable Battery Cordless Radio
	<b>DMR108N</b>  18V 12V max 10.8V Bluetooth DC AG	<b>DMR116</b>  18V 18V DC AG	<b>MR052</b>  12V max	<b>MR051</b>  10.8V
<b>Run time (hrs)</b>	w/ BL1850B: 28 / w/ BL1041B: 24 / w/ BL1013: 8	w/ BL1850(B): 31 / w/ BL1815G: 10	w/ BL1041B: 30	w/ BL1014: 2.5
<b>Frequency band</b>	FM / AM: 87.5 - 108 MHz / 522 - 1,710 kHz	FM / AM: 87.5 - 108 MHz / 522 - 1,710 kHz	FM / AM: 87.5 - 108 MHz / 522 - 1,710 kHz	FM / AM: 87.5 - 108 MHz / 522 - 1,620 kHz
<b>Speaker Size</b>	Dia. 89 mm x2	Dia. 76 mm x2	-	-
<b>Dimensions (L x W x H)*</b>	262 x 163 x 431 mm (10-3/8 x 6-3/8 x 17")	257 x 163 x 431 mm (10-1/8 x 6-3/8 x 17")	w/ BL1016/BL1021B: 169 x 73 x 74 mm (6-5/8 x 2-7/8 x 2-15/16")	169 x 83 x 74 mm (6-5/8 x 3-1/4 x 2-15/16")
<b>Net weight</b>	4.4 - 4.9 kg (9.7 - 10.8 lbs.)	4.4 - 4.7 kg (9.7 - 10.4 lbs.)	0.56 - 0.72 kg (1.2 - 1.6 lbs.)	0.49 kg (1.1 lbs.)

\*with Handle in upright position





	Cordless Radio with Lantern				
	<b>MR010G</b>  40V max Bluetooth XPT	<b>MR009G</b>  40V max Bluetooth XPT	<b>DMR057</b>  18V Bluetooth XPT	<b>DMR056</b>  18V Bluetooth XPT	<b>DMR055</b>  18V XPT
<b>Run time (hrs)</b>	[Radio+Lantern(4 side)] BL4040: 15	[Radio+Lantern(4 side)] BL4040: 14	[Radio+Lantern(4 side)] BL1850B: 12	[Radio+Lantern(4 side)] BL1850B: 12	[Radio+Lantern(4 side)] BL1850B: 12
<b>Frequency band</b>	FM: 87.5-108 MHz	FM: 87.5-108 MHz / DAB: 174.928-239.200 MHz / DAB+: 174.928-239.200 MHz	FM: 87.5-108 MHz	FM: 87.5-108 MHz / DAB: 174.928-239.200 MHz / DAB+: 174.928-239.200 MHz	FM: 87.5-108 MHz / AM: 522-1,710 kHz
<b>Illuminance (lx)</b>	4 sides High/Low*1 3 sides High/Low*1	Daylight white: 145/72 or more, Neutral white: 140/70 or more, Warm white: 130/65 or more Daylight white: 130/60 or more, Neutral white: 125/58 or more, Warm white: 115/55 or more			Lantern, Warm white, 4 sides: 130 or more lx
<b>Luminous flux (lm)</b>	4 sides High/Low 3 sides High/Low	Daylight white: 310/155 or more, Neutral white: 300/150 or more, Warm white: 260/130 or more Daylight white: 200/100 or more, Neutral white: 200/100 or more, Warm white: 190/95 or more			Lantern, Warm white, 4 sides: 260 or more lm
<b>Dimensions (L x W x H)</b>	w/ BL4020 / BL4025: 126 x 132 x 288 mm (5 x 5-3/16 x 11-3/8")		w/ BL1830B / BL1840B / BL1850B / BL1860B: 126 x 129 x 289 mm (5 x 5-1/8 x 11-3/8")		
<b>Net weight</b>	1.6 - 2.2 kg (3.5 - 4.9 lbs.)		1.3 - 1.6 kg (2.9 - 3.5 lbs.)		1.2 - 1.6 kg (2.7 - 3.5 lbs.)


\*1 Illuminance: measured 0.5m in front of the light source

	Cordless Job Site Speaker
	<b>DMR203</b>  18V 12V max Bluetooth DC AG
<b>Run time (hrs)</b>	[Bluetooth] w/ BL1850B: 26 / w/ BL1041B: 22
<b>Speaker Size</b>	Woofer: Dia. 101.6 mm / Tweeter: Dia. 36 mm / Passive radiator: Dia. 89 mm
<b>Dimensions (L x W x H)*</b>	217 x 206 x 285 mm (8-1/2 x 8-1/8 x 11-1/4")
<b>Net weight</b>	2.7 - 3.4 kg (6.0 - 7.5 lbs.)

\*with Handle in upright position

## Product Comparison List

	Cordless Fan			
	<b>CF003G</b> <span style="color: red;">40V max</span> <span style="color: blue;">18V</span> 	<b>CF002G</b> <span style="color: red;">40V max</span> 	<b>DCF301</b> <span style="color: blue;">18V</span> 	<b>CF001G</b> <span style="color: red;">40V max</span> 
<b>Continuous Use (min.)</b>	w/ BL4080F at max air speed (w/o oscillation): 230 / w/ BL1860B at max air speed (w/o oscillation): 90	w/ BL4040 Low / Mid / High (w/o oscillation): 1,020 / 640 / 320	w/ BL1860B Low / Mid / High (w/o oscillation): 850 / 430 / 215	w/ BL4040 Low / Mid / High (w/o oscillation): 1,160 / 880 / 660
<b>Max air velocity</b>	96-300 m/min	High / Mid / Low: 240 / 170 / 120 m/min	High / Mid / Low: 240 / 170 / 120 m/min	High / Mid / Low: 190 / 150 / 120 m/min
<b>Air flow</b>	38-120 m <sup>3</sup> /min	High / Mid / Low: 21 / 15 / 10 m <sup>3</sup> /min	High / Mid / Low: 21 / 15 / 10 m <sup>3</sup> /min	High / Mid / Low: 8.2 / 6.5 / 5.2 m <sup>3</sup> /min
<b>Fan diameter</b>	450 mm (17-3/4")	330 mm (13")	330 mm (13")	235 mm (9-1/4")
<b>Automatic oscillation</b>	Left: 30, 45, 60° / Right: 30, 45, 60°	Left: 45° / Right: 45°	Left: 45° / Right: 45°	Left: 45° / Right: 45°
<b>Dimensions (L x W x H)</b>	312 x 633 x 770 mm (12-1/4 x 25 x 30-1/4")	w/ BL4040: 277 x 439 x 602 mm (10-7/8 x 17-1/4 x 23-3/4")	w/ BL1860B: 269 x 439 x 602 mm (10-1/4 x 17-1/4 x 23-3/4")	143 x 333 x 463 mm (5-5/8 x 13 x 18-1/4")
<b>Net weight</b>	7.9 - 10.5 kg (17.4 - 23.1 lbs.)	4.5 - 5.1 kg (9.9 - 11.2 lbs.)	4.1 - 4.5 kg (9.0 - 9.9 lbs.)	2.0 - 3.0 kg (4.4 - 6.6 lbs.)

	Cordless Fan			
	<b>DCF203</b> <span style="color: blue;">18V</span> 	<b>DCF102</b> <span style="color: blue;">18V</span> 	<b>CF101D</b> <span style="color: green;">12V max</span> 	<b>DCF201</b> <span style="color: blue;">18V</span> 
<b>Continuous Use (min.)</b>	w/ BL1860B Low / Mid / High (w/o oscillation): 1,155 / 700 / 430	w/ BL1860B Low / Mid / High: 1,270 / 705 / 575	w/ BL1041 Low / Mid / High: 630 / 380 / 275	w/ BL1830B Low / High: 200 / 100
<b>Max air velocity</b>	High / Mid / Low: 190 / 150 / 120 m/min	High / Mid / Low: 180 / 150 / 120 m/min	High / Mid / Low: 180 / 150 / 120 m/min	High: 120 m/min
<b>Air flow</b>	High / Mid / Low: 8.2 / 6.5 / 5.2 m <sup>3</sup> /min	High / Mid / Low: 4.6 / 3.8 / 3.0 m <sup>3</sup> /min	High / Mid / Low: 4.6 / 3.8 / 3.0 m <sup>3</sup> /min	-
<b>Fan diameter</b>	235 mm (9-1/4")	180 mm (7-1/8")	180 mm (7-1/8")	250 mm (9-7/8")
<b>Automatic oscillation</b>	Left: 45° / Right: 45°	Left: 45° / Right: 45°	Left: 45° / Right: 45°	-
<b>Dimensions (L x W x H)</b>	140 x 333 x 447 mm (5-1/2 x 13 x 17-5/8")	185 x 272 x 284 mm (7-1/4 x 10-3/10 x 11-1/8")	185 x 260 x 284 mm (7-1/4 x 10-1/4 x 11-1/8")	263 x 330 x 523 mm (10-3/8 x 13 x 20-5/8")
<b>Net weight</b>	1.9 - 2.6 kg (4.2 - 5.6 lbs.)	1.3 - 2.0 kg (2.9 - 4.4 lbs.)	1.3 - 1.7 kg (2.8 - 3.8 lbs.)	2.5 - 2.9 kg (5.5 - 6.3 lbs.)

	Cordless Fan
	<b>CF100D</b> <span style="color: green;">12V max</span> 
<b>Continuous Use (min.)</b>	w/ BL1041 Low / Mid / High: 630 / 380 / 275
<b>Max air velocity</b>	High / Mid / Low: 180 / 150 / 120 m/min
<b>Air flow</b>	High / Mid / Low: 4.6 / 3.8 / 3.0 m <sup>3</sup> /min
<b>Fan diameter</b>	180 mm (7-1/8")
<b>Automatic oscillation</b>	-
<b>Dimensions (L x W x H)</b>	w/ BL1041B: 168 x 260 x 252 mm (6-5/8 x 10-1/4 x 9-7/8")
<b>Net weight</b>	1.2 - 1.4 kg (2.7 - 3.1 lbs.)




**Cordless Fan Jacket / Cordless Fan Vest / Cordless Heated Jacket / Cordless Heated Vest / Battery Heated Base Layer Shirt**

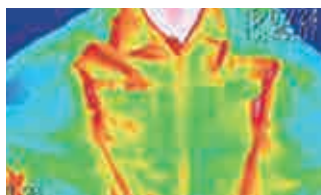
**Cordless Heated Jacket / Cordless Heated Vest**

**Heating effects**

When wearing in a minus 5 degree C environment (in High mode)



when switch is off



about 15 minutes after switch-on

**3 Heat settings**

Continuous runtime on a single full battery charge



Low	Medium	High
29h	11h	7h

with BL1850B (18V-5.0Ah Battery)

**5 Heat zones**

- DCJ205 / CJ105D
- DCJ206 / CJ106D



**4 Heat zones**

- DCV202 / CV102D



**4 Heat zones**

- DCX200 / DCX201



**Wind and Water Resistance**

prevents penetration of water such as light rain.



**Washable and dryable**

Detach the battery holder from the jacket or vest before washing.



**Cordless Heated Jacket**

**Jacket type**

**DCJ205**  
18V

**CJ105D**  
12V max



**High-visibility type**

**DCJ206**  
18V

**CJ106D**  
12V max



**Cordless Heated Vest**

**Vest type**

**DCV202**  
18V

**CV102D**  
12V max



**Battery Heated Base Layer Shirt**

**DCX200**  
18V  
12V max

**Pullover style**  
(round neck)



**DCX201**  
18V  
12V max

**Half-zip style**  
(stand-up collar)



**Features**



- Battery pocket
- DCJ205 / CJ105D
  - DCJ206 / CJ106D
  - DCV202 / CV102D



- Two-way zip fastener
- DCJ205 / CJ105D
  - DCJ206 / CJ106D
  - DCV202 / CV102D



- Pen pocket
- DCJ205 / CJ105D



- Fleece lining
- DCJ205 / CJ105D
  - DCJ206 / CJ106D
  - DCV202 / CV102D



- Detachable hood
- DCJ206 / CJ106D



- Name tag holder
- DCJ206 / CJ106D




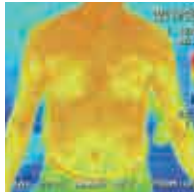
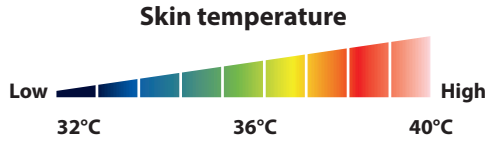
- Retroreflective material
- DCJ206 / CJ106D

# Cordless Fan Jacket / Cordless Fan Vest

## Comparison of body temperature rise during work

Skin temperature after a 10-minute work under temperature of 35°C and humidity of 60%

Never use the fan jacket where temperature reaches more than 50°C (122°F). Otherwise it may cause burns on your skin. Also avoid using in high humidity.

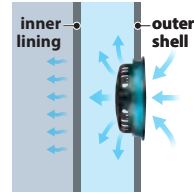


## Makita's original "Air circulation inner"

- DFV215A
- DFV214A
- DFV210A
- DFJ212A
- DFJ214A
- DFJ213A
- DFJ312A
- DFJ416A



## AIR CIRCULATION



The fan unit enables fresh air to continuously enter through the outer shell and to circulate between the outer shell and inner lining throughout the jacket, keeping you cool and comfortable.

## High performance fabrics to suit the demands of job sites



### Highly water-repellent and breathable fabric

- DFV214A
- DFV210A
- DFJ212A

Water scarcely permeates even under water pressure of 1,000mm.



### Lightweight, windproof and highly stretchable fabric

- DFJ213A

Effectively reduce tight and stuffy feelings.



### Antistatic and highly water-repellent fabric

- DFJ214A

- Also having a soft touch for added comfort
- Highly breathable to reduce stuffy feeling

## Cordless Fan Vest

## Cordless Fan Jacket

**Polyester cotton blend**  
(65% polyester / 35% cotton)

**Polyester**  
Moisture-permeable, water-repellent fabric

**Polyester**  
Moisture-permeable, water-repellent fabric

**Polyester**  
Moisture-permeable, water-repellent fabric

**Polyester**  
Stretchable fabric

DFV215A

DFV214A

DFV210A

DFJ212A

DFJ213A

- 18V
- 12V max

- 18V
- 12V max


- 18V
- 12V max

- 18V
- 12V max

- 18V
- 12V max



## Features




Clothing under the vest is seen, allowing user to wear over worker's uniform.



Antibacterial and deodorant lining

- DFV215A
- DFJ213A
- DFV214A
- DFJ312A
- DFV210A
- DFJ416A
- DFJ212A



Belt loops

- DFV214A



Insert supporting slider

- DFV210A
- DFJ212A



Drawcord on hem for adjustable fit

- DFV210A
- DFV215A




Velcro tabs for cuff adjustment

- DFJ212A



Arm pocket

- DFJ212A
- DFJ214A



Storable hood

- DFJ212A



Pen pocket

- DFJ213A
- DFJ312A
- DFJ216A
- DFJ416A



Zip fastener with quick release function

- DFJ213A
- DFJ214A





## Battery

**BL1055B** 16.75Ah



Press-button switch for power on/off and output power mode selection

Display of output power mode



Net weight **0.37kg**

Battery fuel gauge

### Also can be used as a mobile battery (USB Type C)

- BL1055B also can be used as a mobile battery for charging mobile devices such as smartphones via 5V/1.5A type C USB port.
- BL1055B can output power via the USB port simultaneously while supplying power to fan-cooling or heated items via DC output jack.
- by using an input/output USB port



## Fan units



**BL MOTOR**

Thin, flat Fan units do not disturb your operation.

**XPT**

Removable fan cover allows for easy cleaning of fan blades.

Increased air flow, compact design and low noise level



**Polyester**  
Water-repellent, antistatic fabric

**Cotton**

**Polyester**

**Polyester + Titaniumprocessing**

**DFJ214A**

18V  
12V max



**DFJ312A**

18V  
12V max



**DFJ216A**

18V  
12V max



**DFJ416A**

18V  
12V max



Snap button and rubber shirring for hem adjustment  
DFJ213A




Antistatic  
DFJ214A



Retroreflective material  
DFJ214A



Mesh pocket for ice pack  
DFJ216A



Detachable sleeves  
DFJ312A



Fastener pocket  
DFJ312A



Battery storing pocket  
DFV215A DFJ214A DFJ416A  
DFV210A DFJ216A  
DFJ212A DFJ312A  
DFJ213A DFJ416A



Zip detachable sleeve  
DFJ416A

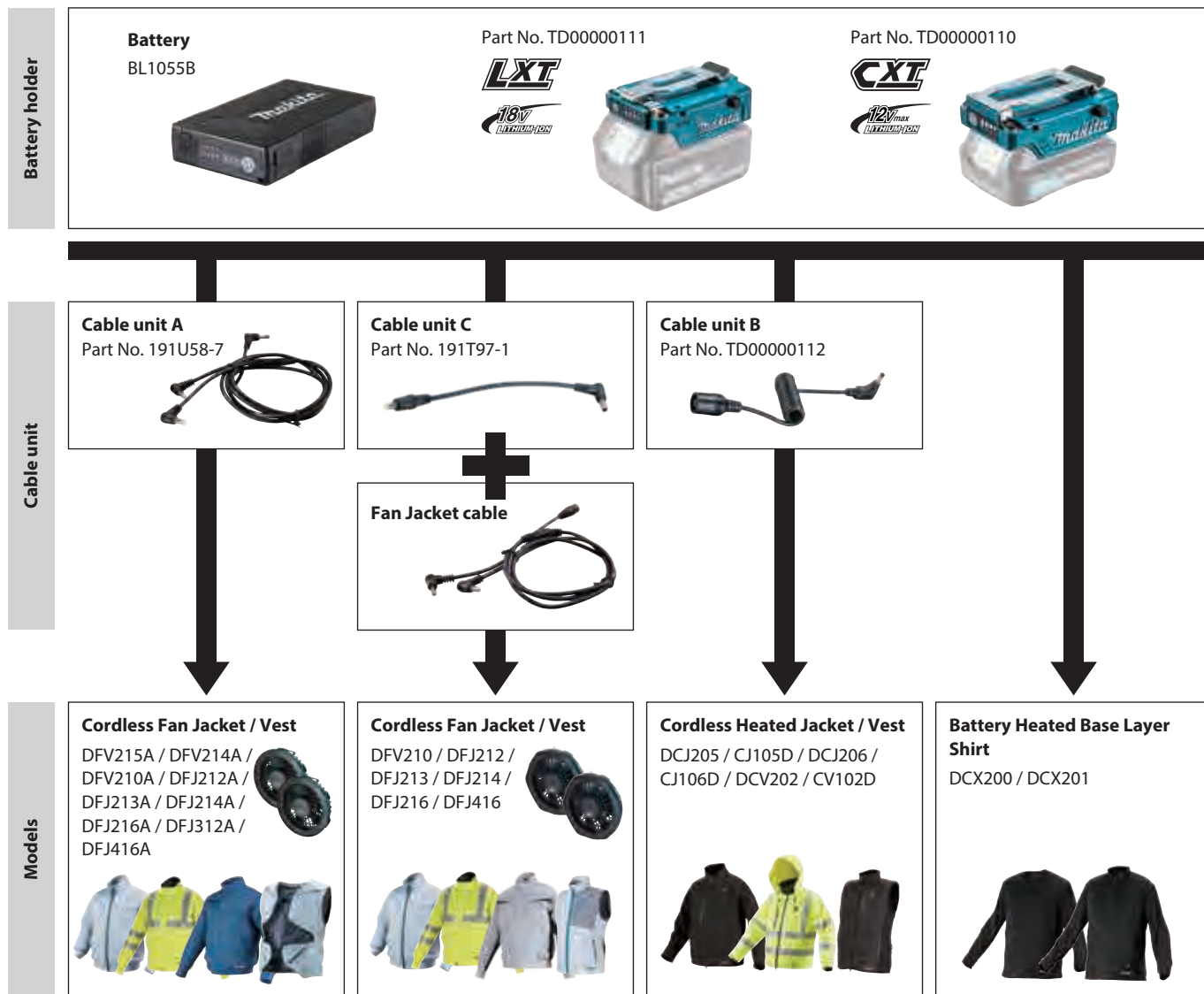


Shoulder pads  
DFJ416A








Loops for attaching safety pin  
DFJ416A

## Compatibility table








### Continuous run time (Cordless Fan Jacket / Vest)

Li-ion Battery	model 1	model 2	model 3	model 4	Li-ion Battery	model 1	model 2	model 3	model 4	Li-ion Battery	model 1	model 2	model 3	model 4
18V   BL1860B (6.0Ah)	68 h	29.5 h	16 h	10 h	12Vmax   BL1041B (4.0Ah)	27.5 h	12 h	6.5 h	4 h	 BL1055B (16.75Ah)	40 h	18 h	9.5 h	6 h

\*DFV215A / DFV214A / DFV210A / DFJ212A / DFJ213A / DFJ214A / DFJ216A / DFJ312A / DFJ416A only

### Charging Time

Li-ion Battery	DC18RC DC18RD* DC18RE**	DC18SF 1 to 2 batteries / 3 to 4 batteries	DC18SD DC18SH* DC18SE (Automotive)	Li-ion Battery				
				DC10SB DC18RE**	DC10WD			
18V  	BL1860B (6.0Ah)	55 min	130 min / 260 min	130 min	12Vmax   BL1041B (4.0Ah) BL1021B (2.0Ah) BL1016 (1.5Ah)	60 min	130 min	
	BL1850B (5.0Ah)	45 min	110 min / 220 min	110 min		30 min	70 min	
	BL1840B (4.0Ah)	36 min	90 min / 180 min	90 min		22 min	50 min	
	BL1830B (3.0Ah)	22 min	60 min / 120 min	60 min	Li-ion Battery  BL1055B (16.75Ah)		AC adapter 5V / 2.4A 10 h	
	BL1820B (2.0Ah)	24 min	45 min / 90 min	45 min				
BL1815N (1.5Ah)	15 min	30 min / 60 min	30 min					

\*DC18RD / DC18SH: Two Port Multi Fast Charger \*\*DC18RE: CXT & LXT Dual port Fast Charger

## Jacket Size

### Vest

photo: DFV210A



### Jacket

photo: DFJ216A



DFV215A	S	M	L	XL	2XL	3XL
Length	63/67	65/69	67/71	69/72	71/73	73/74
Shoulder	39/43	41/45	43/47	45/49	47/51	49/53
Chest	106/113	111/118	116/123	121/128	126/133	131/138
Waist	100/107	105/112	110/117	115/122	120/127	125/132

DFV214A	FA (S~L)			FB (XL~3XL)		
Length	49/53			55/57		
Shoulder	39/41			42/44		
Chest	103~122/110~129			112~131/119~138		
Waist	98~117/105~124			107~126/114~133		

DFV210A	S	M	L	XL	2XL	3XL
Length	63/67	65/69	67/71	69/72	71/73	73/74
Shoulder	39/43	41/45	43/47	45/49	47/51	49/53
Chest	106/113	111/118	116/123	121/128	126/133	131/138
Waist	100/107	105/112	110/117	115/122	120/127	125/132

DFJ212A	S	M	L	XL	2XL	3XL
Length	62/66	64/68	66/70	68/71	70/72	72/73
Shoulder	40/44	42/46	44/48	46/50	48/52	50/54
Sleeve	79/87	82/90	85/93	88/95	91/97	92/99
Chest	108/117	113/122	118/127	123/132	128/137	133/142
Waist	102/111	107/116	112/121	117/126	122/131	127/136

DFJ213A	S	M	L	XL	2XL	3XL
Length	61/65	63/67	65/69	67/70	69/71	70/72
Shoulder	43/47	45/49	47/51	49/53	51/55	53/57
Sleeve	58/62	60/64	62/66	64/67	66/68	66/69
Chest	109/117	114/122	119/127	124/132	129/137	134/142
Waist	95~103/ 103~111	100~108/ 108~116	105~113/ 113~121	110~118/ 118~126	115~123/ 123~131	120~128/ 128~136

DFJ214A	S	M	L	XL	2XL	3XL
Length	64/68	66/70	68/72	70/73	72/74	73/75
Shoulder	43/47	45/49	47/51	49/53	51/55	53/57
Sleeve	58/62	60/64	62/66	64/67	66/68	66/69
Chest	109/117	114/122	119/127	124/132	129/137	134/142
Waist	95~103/ 103~111	100~108/ 108~116	105~113/ 113~121	110~118/ 118~126	115~123/ 123~131	120~128/ 128~136

DFJ216A	S	M	L	XL	2XL	3XL
Length	63/67	65/69	67/71	69/72	71/73	72/74
Shoulder	58/62	60/64	62/66	64/67	66/68	66/69
Sleeve	43/47	45/49	47/51	49/53	51/55	53/57
Chest	111/119	116/124	121/129	126/134	131/139	136/144
Waist	81~105/ 89~113	86~110/ 94~118	91~115/ 99~123	96~120/ 104~128	101~125/ 109~133	106~130/ 114~138

DFJ312A	S	M	L	XL	2XL	3XL
Length	62/68	64/70	66/72	68/74	70/76	72/78
Shoulder	50/56.5	52/59	54/61.5	56/64	58/66.5	60/69
Sleeve	52/58	54/60	56/62	58/64	60/66	62/68
Chest	114/126	118/131	122/136	126/141	130/146	134/151
Waist	74~105/ 87~113	78~109/ 92~113	82~113/ 97~113	86~117/ 102~113	90~121/ 109~138	94~125/ 112~143

DFJ416A	S	M	L	XL	2XL	3XL
Length	61/65	63/67	65/69	67/70	69/71	70/72
Shoulder	43/47	45/49	47/51	49/53	51/55	53/57
Sleeve	58/62	60/64	62/66	64/67	66/68	66/69
Chest	111/119	116/124	121/129	126/134	131/139	136/144
Waist	95~105/ 103~113	100~110/ 108~118	105~115/ 113~123	110~120/ 118~128	115~125/ 123~133	120~130/ 128~138

Asian Size/EU&US Size  
(in cm)

## Jacket Size

### Jacket / Base Layer Shirt

photo: DCJ205



DCJ205/CJ105D	S	M	L	XL	2XL	3XL
DCJ206/CJ106D						
<b>Length</b>	68	69	71	75	78	82
<b>Shoulder</b>	50.5	52.5	54.5	55.5	56.5	57.5
<b>Sleeve</b>	63	64.5	66	67	68	69
<b>Chest</b>	108	118	128	138	146	156
<b>Waist</b>	102	112	122	132	140	150

DCX200 DCX201	EU&US Size						
	XS	S	M	L	XL	2XL	3XL
<b>Length</b>	63	65	68	71	74	77	79
<b>Shoulder</b>	44.5	46.5	48.5	51.5	54.5	57.5	60.5
<b>Sleeve</b>	59	60	61	62	63	64	65
<b>Chest</b>	50	53	56	59	63	67	71
<b>Waist</b>	49	52	55	58	62	66	70

### Vest

photo: DCV202











DCV202 CV102D	S	M	L	XL	2XL	3XL
<b>Length</b>	72	73	74	75	76	77
<b>Shoulder</b>	47.5	49.5	51.5	53.5	55.5	57.5
<b>Chest</b>	114	120	126	132	138	144
<b>Waist</b>	116	122	128	134	140	146

DCX200 DCX201	Asian Size						
	XS	S	M	L	XL	2XL	3XL
<b>Length</b>	61	63	65	68	71	74	77
<b>Shoulder</b>	42.5	44.5	46.5	48.5	51.5	54.5	57.5
<b>Sleeve</b>	58	59	60	61	62	63	64
<b>Chest</b>	47	50	53	56	59	63	67
<b>Waist</b>	46	49	52	55	58	62	66


(in cm)

Product Comparison List

	Cordless Inflator			
	<b>MP001G</b> <span style="background-color: red; color: white; padding: 2px;">40V max</span> 	<b>DMP181</b> <span style="background-color: blue; color: white; padding: 2px;">18V</span> 	<b>DMP180</b> <span style="background-color: blue; color: white; padding: 2px;">18V</span> 	<b>MP100D</b> <span style="background-color: teal; color: white; padding: 2px;">12V max</span> 
<b>Max air pressure</b>	1,110 kPa (161 PSI) [11.1 bar]	1,110 kPa (161 PSI) [11.1 bar]	830 kPa (121 PSI) [8.3 bar]	830 kPa (121 PSI) [8.3 bar]
<b>Air discharge amount</b>	200 kPa: 24 L/min / 700 kPa: 12 L/min / 1,100 kPa: 7 L/min	200 kPa: 22 L/min / 700 kPa: 11 L/min / 1,100 kPa: 7 L/min	200 kPa: 12 L/min / 700 kPa: 8 L/min / 830 kPa: 7 L/min	200 kPa: 10 L/min
<b>Dimensions (L x W x H)</b>	w/ BL4040: 329 x 108 x 231 mm (13 x 4-1/4 x 9-1/8")	w/ BL1830B / BL1840B / BL1850B / BL1860B: 316 x 108 x 231 mm (12-1/2 x 4-1/4 x 9-1/8")	w/ BL1830B / BL1840B / BL1850B / BL1860B: 266 x 80 x 174 mm (10-1/2 x 3-1/8 x 6-7/8")	w/ BL1041B: 255 x 74 x 173 mm (10 x 2-15/16 x 6-13/16")
<b>Net weight</b>	2.9 - 3.5 kg (6.4 - 7.7 lbs.)	2.5 - 2.8 kg (5.5 - 6.2 lbs.)	1.4 - 1.7 kg (3.1 - 3.8 lbs.)	1.2 - 1.3 kg (2.6 - 3.0 lbs.)


	Cordless Cooler & Warmer Box			
	<b>CW004G</b> <span style="background-color: red; color: white; padding: 2px;">40V max</span> <span style="background-color: blue; color: white; padding: 2px;">18V x2</span> <span style="background-color: black; color: white; padding: 2px;">DC AC</span> 	<b>CW002G</b> <span style="background-color: red; color: white; padding: 2px;">40V max</span> <span style="background-color: blue; color: white; padding: 2px;">18V x2</span> <span style="background-color: black; color: white; padding: 2px;">DC AC</span> 	<b>CW003G</b> <span style="background-color: red; color: white; padding: 2px;">40V max</span> <span style="background-color: blue; color: white; padding: 2px;">18V x2</span> <span style="background-color: black; color: white; padding: 2px;">DC AC</span> 	<b>CW001G</b> <span style="background-color: red; color: white; padding: 2px;">40V max</span> <span style="background-color: blue; color: white; padding: 2px;">18V x2</span> <span style="background-color: black; color: white; padding: 2px;">DC AC</span> 
<b>Run time (hrs)</b>	w/ BL1860B x2, -18 / 5 / 60°C: 7.0 / 17.0 / 6.0 hours w/ BL4050F x2, -18 / 5 / 60°C: 12.5 / 30 / 11.5 hours	w/ BL4040 x2, -18 / 5 / 60°C: 8 / 19.5 / 4.5 / w/ BL4050F x2, -18 / 5 / 60°C: 10 / 24.5 / 6	w/ BL4040, -18 / 5 / 60°C: 5.5 / 13.5 / 5.5	w/ BL4050F, -18 / 5 / 60°C: 10 / 28 / 8.5
<b>Capacity</b>	29 L (7.7 gal)	50 L (13.2 gal)	7 L (1.8 gal)	20 L (5.3 gal)
<b>Temperature setting</b>	-18/-15/-10/-5/0/5/10/15/20/25/30/35 / 40/45/50/55/60°C (0/5/15/25/30/40/50/60/70/75/85/95/ 105/115/120/130/140°F)*	-18/-15/-10/-5/0/5/10/30/35/40/45/ 50/55/60°C (0/5/15/25/30/40/50/85/95/105/115/ 120/130/140°F)	-18/-15/-10/-5/0/5/10/30/35/40/45/ 50/55/60°C (0/5/15/25/30/40/50/85/95/105/115/ 120/130/140°F)	-18/-15/-10/-5/0/5/10/30/35/40/45/ 50/55/60°C (0/5/15/25/30/40/50/85/95/105/115/ 120/130/140°F)
<b>Cord length</b>	AC adapter / Cigar socket cable: 2.2 / 2.5 m (7.2 / 8.2 ft)	AC adapter / Cigar socket cable: 2 / 2.5 m (6.5 / 8.2 ft)	AC adapter / Cigar socket cable: 2 / 2.5 m (6.5 / 8.2 ft)	AC adapter / Cigar socket cable: 2 / 2.5 m (6.5 / 8.2 ft)
<b>Dimensions (L x W x H)</b>	676 x 345 x 471 mm (26-5/8 x 13-5/8 x 18-1/2")	867 x 465 x 476 mm (34-1/8 x 18-1/4 x 18-3/4")	456 x 245 x 308 mm (18 x 9-5/8 x 12-1/8")	663 x 341 x 372 mm (26-1/8 x 13-3/8 x 14-5/8")
<b>Net weight</b>	17.1 - 20.9 kg (37.7 - 46.1 lbs.)	25.2 - 29.0 kg (55.6 - 63.9 lbs.)	7.5 - 9.4 kg (16.5 - 20.7 lbs.)	13.5 - 16.1 kg (29.8 - 35.5 lbs.)


\*Settable max temperature difference between two rooms: 30°C

	Cordless Cooler & Warmer Box
	<b>DCW180</b> <span style="background-color: blue; color: white; padding: 2px;">18V x2</span> <span style="background-color: black; color: white; padding: 2px;">DC AC</span> 
<b>Run time (hrs)</b>	w/ BL1860B x2, -18 / 5 / 60°C: 5 / 17 / 4
<b>Capacity</b>	20 L (5.3 gal)
<b>Temperature setting</b>	-18 / -10 / 0 / 5 / 10 / 55 / 60°C (0 / 15 / 30 / 40 / 50 / 130 / 140°F)
<b>Cord length</b>	AC adapter / Cigar socket cable: 2 / 2.5 m (6.5 / 8.2 ft)
<b>Dimensions (L x W x H)</b>	623 x 341 x 371.5 mm (24-1/2 x 13-3/8 x 14-5/8")
<b>Net weight</b>	13.3 - 14.3 kg (29.3 - 32.0 lbs.)

## Product Comparison List

	Cordless Kettle	
	<b>KT001G</b> <span style="background-color: red; color: white; padding: 2px;">40V max</span> 	<b>DKT360</b> <span style="background-color: blue; color: white; padding: 2px;">18V x2</span> 
<b>Boiling time</b>	8 min (0.8L water from 23 °C)	8 min (0.8L water from 23 °C)
<b>Water tank capacity</b>	800 mL	800 mL
<b>Dimensions (L x W x H)</b>	w/o Battery: 233 x 322 x 307 mm (9-1/8 x 12-5/8 x 12-1/8")	w/o Battery: 233 x 263 x 307 mm (9-1/8 x 10-3/8 x 12-1/8")
<b>Net weight</b>	2.8 - 5.9 kg (6.2 - 13.0 lbs.)	2.7 - 3.4 kg (6.0 - 7.5 lbs.)

	Cordless Coffee Maker
	<b>DCM501</b> <span style="background-color: blue; color: white; padding: 2px;">18V</span> <span style="background-color: green; color: white; padding: 2px;">12V max</span> 
<b>Brewing capacity (approx.)</b>	w/ BL1860B: 640 ml / w/ BL1041B: 260 ml
<b>Water tank capacity</b>	240 mL
<b>Compatible cafe pod type</b>	60 mm
<b>Brewing time of 1 cup of coffee</b>	w/ BL1860B: 5 min / w/ BL1041B: 7 min
<b>Dimensions (L x W x H)</b>	w/ BL1830B / BL1840B / BL1850B / BL1860B: 243 x 187 x 218 mm (9-9/16 x 7-3/8 x 8-9/16")
<b>Net weight</b>	1.9 - 2.2 kg (4.1 - 4.8 lbs.)








	Cordless Microwave
	<b>MW001G</b> <span style="background-color: red; color: white; padding: 2px;">40V max</span> 
<b>Capacity</b>	8 L
<b>Output power</b>	High: 500 W / Low: 350 W
<b>Inside dimensions (W x D x H)</b>	255 x 241 x 120 mm (10 x 9-1/2 x 4-3/4")
<b>Dimensions (L x W x H)</b>	w/ BL4040: 372 x 343 x 338 mm (14-5/8 x 13-1/2 x 13-1/4")
<b>weight</b>	9.5 - 12.7 kg (20.9 - 28.0 lbs.)

	Cordless Heated Blanket	
	<b>DCB200</b> <span style="background-color: blue; color: white; padding: 2px;">18V</span> 	<b>CB100D</b> <span style="background-color: green; color: white; padding: 2px;">12V max</span> 
<b>Run time (hrs)</b>	w/ BL1860B Low / Mid / High: 35 / 20 / 10	w/ BL1041B Low / Mid / High: 14 / 7.5 / 4
<b>Heat zone</b>	Upper center: 1	Upper center: 1
<b>Dimensions (L x W)</b>	700 x 1,400 mm (700 x 1,400mm)	700 x 1,400 mm (700 x 1,400mm)
<b>Net weight</b>	0.58 kg (1.28 lbs.)	0.58 kg (1.28 lbs.)

# PRODUCTS

## Speciality tools



-  Double Insulation
-  Variable Speed
-  Anti-restart function
-  Electronic 2-Speed
-  Electronic 3-Speed
-  Built-in Job Light
-  Carrying Case

## Speciality tools

AC001G

Cordless Air Compressor

40V max

## 40Vmax XGT BL Cordless Air Compressor



No load speed (RPM)	Motor shaft: 6,000 / Crank shaft: 2,075
Air flow	at 0.62 MPa (90 PSI): 34 L/min (1.2 SCFM)
Tank	7.6 L (2 gal)
Max air pressure in tank	0.93 MPa (135 PSI)
Cut-in pressure	0.72 MPa (105 PSI)
Cut-out pressure	0.93 MPa (135 PSI)
Number of outlets	1
Recovery time	100 sec
(from empty to full)	
Actual nail-driving performance	w/ BL4040: 717 pcs
Dimensions (L x W x H)	w/ European spec tank: 302 x 434 x 382 mm (11-7/8 x 17-1/8 x 15")
	w/ European spec tank: 302 x 434 x 382 mm (11-7/8 x 17-1/8 x 15")
Net weight	11.6-12.8 kg (25.6-28.2 lbs.)

DGP180

Cordless Grease Gun

18V

## 18V LXT Li-Ion Cordless Grease Gun



Max operating pressure	69 MPa (10,000 PSI)
Flow rate	Slow speed mode: 145 mL/min (5.0 oz/min) Auto speed change mode: 290 mL/min (10.0 oz/min)
Grease capacity w/ Barrel A	Cartridge / Bulk: 410 / 455 g (14.5 / 16.0 oz)
Grease capacity w/ Barrel B	Cartridge / Bulk: 450 / 570 g (15.9 / 20.1 oz)
Grease capacity w/ Barrel C	Cartridge / Bulk: 500 / 570 g (17.6 / 20.1 oz)
Hose length	120 cm (47-1/4")
Dimensions (L x W x H)	w/ Barrel A: 411 x 114 x 245 mm (16-1/4 x 4-1/2 x 9-5/8")
	w/ Barrel B: 449 x 114 x 245 mm (17-3/4 x 4-1/2 x 9-5/8")
Net weight	4.8 - 6.1 kg (10.6 - 13.4 lbs.)



Shoulder strap, Battery, Charger

DVP181

Cordless Vacuum Pump

18V x2

## 18V LXT Li-Ion Cordless Vacuum Pump



Flow rate	113 L/min
Ultimate vacuum	3 Pa
Motor speed	3,200 min <sup>-1</sup>
Oil tank capacity	300 mL
Inlet port	5/16 / 3/8"
Run time (min)	w/ BL1860B x2: 60
Dimensions (L x W x H)	383 x 193 x 210 mm (15-1/8 x 7-5/8 x 8-1/4")
Net weight	8.1 - 8.2 kg (17.9 - 18.1 lbs.)



Vacuum pump oil, Adapter

DVP180

Cordless Vacuum Pump

18V

## 18V LXT Li-Ion Cordless Vacuum Pump



Flow rate	50 L/min
Ultimate vacuum	20 Pa (150 microns)
Motor speed	3,840 min <sup>-1</sup>
Oil tank capacity	115 mL
Inlet port	5/16"
Dimensions (L x W x H)	265 x 93 x 175 mm (10-3/8 x 3-5/8 x 6-7/8")
Net weight	3.5 kg

Not compatible with 2.0Ah, 1.5Ah batteries

Vacuum pump oil, Adapter, Battery, Charger

DCG180

Cordless Caulking Gun

18V

## 18V LXT Li-Ion Cordless Caulking Gun



Max dispensing force	5,000 N (1,100 lbs)
No load speed	0 - 28 mm/sec. (0 - 66 in/min.)
Holder size	300 / 600 / 800 mL
Dimensions (L x W x H)	404 x 108 x 281 mm (15-7/8 x 4-1/4 x 11-1/8")
Net weight	2.1 - 3 kg (4.7 - 6.6 lbs.)



Holder, Holder joint, Piston, Rubber ring, Nozzle, Battery, Charger

CG100D

Cordless Caulking Gun

12V max

## 12V max CXT Li-Ion Cordless Caulking Gun



Max dispensing force	5,000 N (1,100 lbs)
No load speed	0 - 28 mm/sec. (0 - 66 in/min.)
Holder size	300 / 600 / 800 mL
Dimensions (L x W x H)	404 x 108 x 259 mm (15-7/8 x 4-1/4 x 10-1/4")
Net weight	1.9 - 2.6 kg (4.2 - 5.8 lbs.)



Holder, Holder joint, Piston, Rubber ring, Nozzle, Battery, Charger

DWD181

Rechargeable Wall Scanner

18V

## 18V/14.4V LXT Rechargeable Wall Scanner



Max detection depth	Metal / Plastic pipe / Live cable / Wood: 180 / 120 / 120 / 25 mm
Detection accuracy	+/- 5 mm
Minimum detectable distance	40 mm
Display size	4.1"
Max run time (hours)	w/ BL1860B: 28
Operating temperature	-10 - 40°C
Storage temperature	-20 - 50°C
Dimensions (L x W x H)	w/ BL1415N: 288 x 118 x 108 mm (11-3/8 x 4-5/8 x 4-1/4")
	w/ BL1830B / BL1840B / BL1850B / BL1860B: 306 x 118 x 124 mm (12 x 4-5/8 x 4-7/8")
Net weight	1.3 - 1.7 kg (2.9 - 3.8 lbs.)





## PF1100

Submersible Pump

### 4 mm (5/32") 1,100 W Clear Water Submersible Pump



Continuous rating Input	1,100W
Suction & discharge diameter	4 mm (5/32")
Max pumping capacity	250 L/min (66 gal/min)
Delivery head max	9 m (30 ft)
Submersion depth	5 m (16 ft)
Min. suction level	25 mm (1")
Grain size inlet	5 mm (1/5")
Dimensions (L x W x H)	150 x 150 x 305 mm (6-5/16 x 7-1/8 x 12")
Net weight	6.7 kg (14.8 lbs.)

Joint, Adapter

## PF0403

Submersible Pump

### 4 mm (5/32") 400 W Clear Water Submersible Pump



Continuous rating Input	400W
Suction & discharge diameter	4 mm (5/32")
Max pumping capacity	120 L/min (32 gal/min)
Delivery head max	6.5 m (21 ft)
Submersion depth	5 m (16 ft)
Min. suction level	25 mm (1")
Grain size inlet	5 mm (1/5")
Dimensions (L x W x H)	150 x 150 x 260 mm (5-7/8 x 5-7/8 x 10-1/4")
Net weight	4.4 kg (9.7 lbs.)

Joint, Adapter

## PF0800

Submersible Pump

### 10 mm (3/8") 800 W Clear Water Submersible Pump



Continuous rating Input	800W
Suction & discharge diameter	10 mm (3/8")
Max pumping capacity	220 L/min (58 gal/min)
Delivery head max	9 m (30 ft)
Submersion depth	5 m (16 ft)
Min. suction level	20 mm (4/5")
Grain size inlet	5 mm (1/5")
Dimensions (L x W x H)	160 x 168 x 340 mm (6-5/16 x 6-5/8 x 13-3/8")
Net weight	6.1 kg (13.5 lbs.)

Elbow, Adapter

## PF0300

Submersible Pump

### 8 mm (5/16") 300 W Clear Water Submersible Pump



Continuous rating Input	300W
Suction & discharge diameter	8 mm (5/16")
Max pumping capacity	140 L/min (37 gal/min)
Delivery head max	7 m (23 ft)
Submersion depth	5 m (16 ft)
Min. suction level	20 mm (4/5")
Grain size inlet	5 mm (1/5")
Dimensions (L x W x H)	160 x 168 x 305 mm (6-5/16 x 6-5/8 x 12")
Net weight	4.2 kg (9.3 lbs.)

Elbow, Adapter

## PF1110

Submersible Pump

### 40 mm (1-9/16") 1,100 W Dirty Water Submersible Pump



Continuous rating Input	1,100W
Suction & discharge diameter	40 mm (1-9/16")
Max pumping capacity	250 L/min (66 gal/min)
Delivery head max	10 m (33 ft)
Submersion depth	5 m (16 ft)
Min. suction level	50 mm (2")
Grain size inlet	35 mm (1-3/8")
Dimensions (L x W x H)	160 x 185 x 355 mm (6-5/16 x 7-1/4 x 14")
Net weight	7 kg (15.4 lbs.)

Elbow, Adapter

## PF1010

Submersible Pump

### 30 mm (1-3/16") 1,100 W Dirty Water Submersible Pump



Continuous rating Input	1,100W
Suction & discharge diameter	30 mm (1-3/16")
Max pumping capacity	240 L/min (63 gal/min)
Delivery head max	10 m (33 ft)
Submersion depth	5 m (16 ft)
Min. suction level	40 mm (1-4/7")
Grain size inlet	35 mm (1-3/8")
Dimensions (L x W x H)	160 x 168 x 380 mm (6-5/16 x 6-5/8 x 15")
Net weight	6.6 kg (14.6 lbs.)

Elbow, Adapter

## PF0610

Submersible Pump

### 40 mm (1-9/16") 550 W Dirty Water Submersible Pump



Continuous rating Input	550W
Suction & discharge diameter	40 mm (1-9/16")
Max pumping capacity	180 L/min (48 gal/min)
Delivery head max	7 m (23 ft)
Submersion depth	5 m (16 ft)
Min. suction level	50 mm (2")
Grain size inlet	35 mm (1-3/8")
Dimensions (L x W x H)	160 x 185 x 335 mm (6-5/16 x 7-1/4 x 13-1/4")
Net weight	5.5 kg (12.3 lbs.)

Elbow, Adapter

## PF0410

Submersible Pump

### 25 mm (1") 400 W Dirty Water Submersible Pump



Continuous rating Input	400W
Suction & discharge diameter	25 mm (1")
Max pumping capacity	140 L/min (37 gal/min)
Delivery head max	5 m (16 ft)
Submersion depth	5 m (16 ft)
Min. suction level	40 mm (1-4/7")
Grain size inlet	35 mm (1-3/8")
Dimensions (L x W x H)	160 x 168 x 345 mm (6-5/16 x 6-5/8 x 13-5/8")
Net weight	4.3 kg (9.5 lbs.)

Elbow, Adapter

# Speciality tools

## DHG181 Cordless Heat Gun 18V

### 18V LXT Cordless Heat Gun



Max output	10 W
Air temperature	Dial 1: Ambient temperature Dial 2: 150°C / Dial 3: 250°C / Dial 4: 350°C Dial 5: 450°C / Dial 6: 550°C
Air flow	Stage 1: 120 L/min / Stage 2: 200 L/min
Continuous run time on full battery charge	w/ BL1860B, Stage 1: 30 min w/ BL1860B, Stage 2: 21 min
Nozzle joint portion	34.5 mm (1-3/8")
Dimensions (L x W x H)	w/ BL1815N / BL1820B: 173 x 79 x 237 mm (6-3/16 x 3-1/8 x 9-3/8") w/ BL1830B / BL1840B / BL1850B / BL1860B: 173 x 79 x 255 mm (6-3/16 x 3-1/8 x 10")
Net weight	1.0 - 1.4 kg (2.2 - 3.1 lbs.)



Glass protection nozzle, Wide slot nozzle, Reflector nozzle, Reduction nozzle, Battery, Charger

## DHG180 Cordless Heat Gun 18V

### 18V LXT Cordless Heat Gun



Max output	10 W
Air temperature	550°C
Air flow (L/min)	200 L/min
Continuous run time on full battery charge	w/ BL1860B: 21 min
Nozzle joint portion	34.5 mm (1-3/8")
Dimensions (L x W x H)	w/ BL1815N / BL1820B: 168 x 79 x 234 mm (6-5/8 x 3-1/8 x 9-1/4") w/ BL1830B / BL1840B / BL1850B / BL1860B: 168 x 79 x 251 mm (6-5/8 x 3-1/8 x 9-7/8")
Net weight	1.0 - 1.3 kg (2.2 - 2.9 lbs.)



Glass protection nozzle, Wide slot nozzle, Reflector nozzle, Reduction nozzle, Battery, Charger

## HG6530V Heat Gun 2,000 W

### 2,000 W Heat Gun



Continuous rating Input	2,000W
Air temperature	50 - 650°C
Air flow	Stage 1: 500 L/min Stage 2: 280 L/min Stage 3: 550 L/min
Dimensions (L x W x H)	257 x 85 x 206 mm (10-1/8 x 3-3/8 x 8-1/8")
Net weight	0.72 kg (1.6 lbs.)



Glass protection nozzle, Wide slot nozzle, Reflector nozzle (Nozzle B)

## HG6531C Heat Gun 2,000 W

### 2,000 W Heat Gun



Continuous rating Input	2,000W
Air temperature	50 - 650°C
Air flow	200 - 550 L/min
Dimensions (L x W x H)	257 x 85 x 206 mm (10-1/8 x 3-3/8 x 8-1/8")
Net weight	0.71 kg (1.6 lbs.)



Glass protection nozzle, Wide slot nozzle, Reflector nozzle (Nozzle B), Reduction nozzle, Overlap welding nozzle, Weld nozzle, Solder sleeves reflector, Pressure roller

## HG6030 Heat Gun 1,800 W

### 1,800 W Heat Gun



Continuous rating Input	1,800W
Air temperature	Stage 1: 50 / 250°C Stage 2: 300 / 250°C Stage 3: 600 / 500°C
Dimensions (L x W x H)	233 x 80 x 208 mm (9-1/8 x 3-1/8 x 8-3/16")
Net weight	0.57 kg (1.3 lbs.)



Glass protection nozzle, Reflector nozzle, Reduction nozzle, Wide slot nozzle, Scraper

## HG6031V Heat Gun 1,800 W

### 1,800 W Heat Gun



Continuous rating Input	1,800W
Air temperature	Stage 1: 50 - 400 / 250°C Stage 2: 100 - 600 / 500°C
Dimensions (L x W x H)	257 x 85 x 206 mm (10-1/8 x 3-3/8 x 8-1/8")
Net weight	0.67 kg (1.5 lbs.)



Glass protection nozzle, Reflector nozzle, Reduction nozzle, Wide slot nozzle, Scraper

## HG5030 Heat Gun 1,600 W

### 1,600 W Heat Gun



Continuous rating Input	1,600W
Air temperature	Stage 1: 350 / 300°C Stage 2: 500 / 500°C
Dimensions (L x W x H)	233 x 80 x 208 mm (9-1/8 x 3-1/8 x 8-3/16")
Net weight	0.56 kg (1.2 lbs.)



Glass protection nozzle, Reflector nozzle, Reduction nozzle, Wide slot nozzle, Scraper



Speciality tools

# PRODUCTS

## Accessories



# Accessory

## ADP12

Communication connector

40V max

Communication connector designed to enable communication between XGT tool/battery and mobile device/PC

Dimensions (L x W x H) 98 x 85 x 55 mm (3-7/8" x 3-3/8" x 2-3/16")  
 Net weight 0.17kg (0.38 lbs.)



## ADP13

Communication connector

40V max

Communication connector designed to enable communication between XGT tool/battery and mobile device/PC

Dimensions (L x W x H) 98 x 85 x 55 mm (3-7/8" x 3-3/8" x 2-3/16")  
 Net weight 0.17kg (0.38 lbs.)



## ADP001G

Adapter for USB

40V max

Charges mobile devices e.g. smartphones, tablets and more, and developed as XGT version of ADP05

Dimensions (L x W x H) w/ BL4020 / BL4025: 119 x 79 x 88 mm (4-11/16 x 3-1/8 x 3-1/2")  
 w/ BL4040: 133 x 83 x 94 mm (5-1/4 x 3-1/4 x 3-11/16")  
 w/ BL4050F: 153 x 79 x 114 mm (6 x 3-1/8 x 4-1/2")  
 Net weight 0.8 - 1.4 kg (1.8 - 3.1 lbs.)



## ADP09

AA Battery Pack

AA battery pack designed to supply power to the machines (compatible with only some models such as green multi line lasers) powered by 12Vmax CXT Li-ion battery



\*ADP09 is not available for USA market.

## ADP05

Adapter for USB

18V

Charges mobile devices e.g. smartphones, tablets and more



## ADP06

Adapter for USB

12V max

Charges mobile devices e.g. smartphones, tablets and more



## ADP08

Adapter for USB

12V max

Charges mobile devices e.g. smartphones, tablets and more



<p><b>p.230</b></p> <p><b>Screwing/ Drilling</b></p>	<p>Drill chuck assembly for impact driver</p> 	<p>Angle attachment</p> 	<p>Straight head</p> 	<p>Autofeed attachment</p> 	<p>Locator</p> 	<p>Drill chuck</p> 	
<p><b>p.236</b></p> <p><b>Hammer drilling/ chiselling</b></p>	<p>Drill chuck assembly</p> 	<p>Dust cup</p> 	<p>Dust extraction system set</p> 	<p>Grease vessel</p> 	<p>Hammer service kit</p> 		
<p><b>p.240</b></p> <p><b>Grinding/ Sanding/ Polishing</b></p>	<p>Inner flange &amp; Lock nut</p> 	<p>Wheel guard</p> 	<p>Rubber pad</p> 	<p>Lock nut wrench</p> 	<p>Collet corn/ Collet nut</p> 	<p>Punch plate</p> 	
<p><b>p.251</b></p> <p><b>Cutting</b></p>	<p>Dust cover</p> 	<p>Tilt base</p> 	<p>Rip fence</p> 	<p>Cover set</p> 	<p>Cutting wax</p> 	<p>Punch/ Die</p> 	
<p><b>p.254</b></p> <p><b>Sawing</b></p>	<p>Vise assembly</p> 	<p>Guide rule</p> 	<p>Stand</p> 	<p>Guide rail</p> 	<p>Guide Rail Adaptor</p> 		
<p><b>p.259</b></p> <p><b>Milling/ Planing</b></p>	<p>Chamfering rule/ Guide rule</p> 	<p>Collet corn/ Collet nut</p> 	<p>Straight guide assembly</p> 	<p>Trimmer base</p> 	<p>Templet guide</p> 		
<p><b>p.264</b></p> <p><b>Dust management</b></p>	<p>Vacuum Cleaner System charts for Dust Collecting</p> 	<p>Vacuum Cleaner System charts for Cleaning</p> 	<p>Filter &amp; Dust bag</p> 	<p>Cordless Cleaner System charts</p> 	<p>Selectable filters</p> 	<p>Hose, Front cuffs &amp; Joint</p> 	<p>Dust Blower accessories</p> 
<p><b>p.284</b></p> <p><b>Others</b></p>	<p>Robotic mower accessories</p> 	<p>Grease Gun accessories</p> 	<p>Heat Gun accessories</p> 	<p>Rechargeable Green Multi Line Laser accessories</p> 	<p>Hook</p> 	<p>Carbon brush</p> 	

# Screwing/Drilling

## Drill chuck assembly for impact driver

Converts impact driver into driver drill.



Shape	Description	Model No.	Capacity (mm)	Type	Part No.
	DRILL CHUCK & KEY SET	TD0100, TD0101, TD0101F	10	48-NZ	191880-6
		TD0100, TD0101, TD0101F	10	44-MZ	191881-4
		DF030D, TD0100, TD0101, TD0101F, TD090D, TD091D, TD111D	10	44-NZ	198913-8
		DTD171, DTP141, TD001G, TD002G, TD003G, TD0100, TD0101, TD0101F	10	44-NZ	192173-4
	KEYLESS DRILL CHUCK SET	TD0100, TD0101, TD0101F	10	48-MZ	192077-0
		DTP141, TD0100, TD0101, TD0101F, TD126D, TD127D	10	44-NZ	192121-3
		DTP141, TD0100, TD0101, TD0101F	10	44-MZ	194250-8
		DTP141, TD0100, TD0101, TD0101F	10	48-NZ	194251-6

## Angle attachment

For drilling in close quarters, incorners, between joists and studs



Description	Model No.	Part No.
Angle attachment set	DA4000LR	193316-1

## Extension attachment

Installs quickly and easily to Cordless Vacuum and allows for additional reach and ease-of-use.



Description	Model No.	Part No.
Extension attachment set	DA4000LR	193317-9

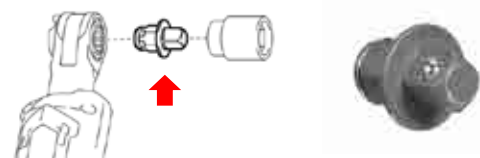
## Head for driver



Shape	Description	Model No.	Type	Part No.
-	Angle head ass'y a	DFL020F, DFL063F	-	136507-1
-	Angle head ass'y bm	DFL020F, DFL063F	-	136508-9
-	Angle head ass'y f	DFL063F	-	136509-7
	Ratchet attachment set	DTL061, DTL063, TL064D, TL065D	Hex, Size 21mm	192439-2
	Straught attachment	DTL061, DTL063, TL064D, TL065D	NZ	192440-7
	Straught attachment set	DTL061, DTL063, TL064D, TL065D	For E-form bit MZ	192486-3

## Ratchet head adapter

For use with Ratchet head



Shape	Description	Model No.	Part No.
	Socket adaptor 6.35 Set	DWR180, WR100D	191A51-1
	Socket adaptor 9.5 Set	DWR180, WR100D	191A50-3

## Adjustable locator set

Allows the depth of the screw to be set, ideal for drywalling.



Shape	Description	Model No.	Part No.
	Stopper set	6952, DTD152, DTD153, DTD154, DTD157	194633-2
	Stopper set (w/bits)	DTD152, DTD153, DTD154, DTD157, DTD171 TD0100, TD0101, TD0101F, TD111D	194281-7
	Stopper set (w/o bits)	DTD152, DTD153, DTD154, DTD157, DTD171 TD0100, TD0101, TD0101F, TD111D	194280-9

## Autofeed attachment set

Ideal for production drywall hanging



Model No.	Standard Equipment Bit	Part No.
DFS250, DFS452, FS2200, FS2300, FS4000, FS4200, FS4300, FS6200, FS6300, FS6300R	Phillips No.2, Square No.2	191L23-2
	Phillips No.2 x2	191L24-0
DFS250, DFS452, FS2200, FS2300, FS4000, FS4200, FS4300, FS6200, FS6300	Phillips No.2, Square No.2	191L25-8

## Casing for auto feed screwdriver



Shape	Description	Model No.	Screw length (mm)	Part No.
-	Casing 41 set	DFR452	25-41	191W93-7
	Casing 55 set	6842, 6843, DFR550	25-55	191B45-2
-	Casing 55 set	DFR551	25-55	191W94-5
-	Casing set	DFR750	45-75	195183-0
	Casing set	6842, 6843, DFR550	25-55	195184-8
-	Casing set	6842, DFR550	25-55	195910-5

## Locator assembly for screwdriver



Shape	Description	Model No.	Size	Part No.
	Locator set	DFS250, DFS251, DFS451, DFS452, FS2200, FS2300, FS2500, FS4000, FS4200, FS4300, FS6200, FS6300, FS6300R	L	197024-6
	Locator set	DFS250, DFS251, DFS451, DFS452, FS2300, FS2500, FS4000, FS4200, FS4300, FS6200, FS6300, FS6300R	S	197025-4
-	Locator set	DFS251, FS2500	5/16"	197026-2
-	Locator set	DFS251, FS2500	3/8"	197027-0
	Locator set	DFS251, FS2500	1/4"	197028-8

## Power supply cord unit set



Description	Model No.	Length	Part No.
Power supply cord unit set	FS6300R	10m	194330-0 / 194906-3

## Screwing/Drilling

### Drill bit remover set for SDS-MAX Hammers

Ideal for removing stuck SDS-MAX drill bit



Model No.	Part No.
6905H, DTW450, TW0350	195870-1 / 195871-9

### Bit adapter

Converts an impact wrench into an impact driver.





Model No.	Socket type	Bit type	Part No.
6953, DTW251, TW0200	1/2" inch Driver	E-form (MZ)	191B20-8

### Extension handle


Developed for reduced fatigue in continuous applications



Shape	Description	Model No.	Part No.
	Extension handle set	DTW1001, DTW1002, DTW1004, DTW700, DTW701, DTW800, TW007G, TW008G	191G67-2
	Extension handle set	6842, 6843, DFR550, DFR750	194500-1


### Grip

Provides increased comfort on the job

Shape	Model No.	Part No.
	DDA450, DDA451	158237-4

### Side grip for drill






Shape	Description	Model No.	Part No.
-	Grip set	DA001G, DA002G	191R81-4
	Handle set	DDG460, DG001G	191P11-3

### Side grip, handle

For increased maneuverability





Shape	Description	Model No.	Part No.
	Grip assembly	DDF484	127506-4
	Grip assembly	DHP486	127701-6
	Grip assembly	DDF486	127702-4
	Grip assembly set	DDF484, DF002G, DHP484, HP002G	191E41-8
		DDF489	1912A3-5
		DHP489	1912A4-3
	Grip base set	DFT041R, DFT043F, DFT082R, DFT083F, DFT124R, DFT125F	193874-7

### Depth gauge


For increased drilling consistency





Shape	Description	Model No.	Part No.
	Depth gauge	DP4010, DP4011	324219-0
-	Depth gauge set	DP2010, DP2011	196322-5
-	Depth gauge set	DD2020	196856-8
	Stopper pole assembly	DHP451, DHP458, DHP486, HP001G	122576-8




## Reber binding attachment set

Shape	Model No.	Part No.
	TD022D	194731-2

## Shoulder strap


Reduces user fatigue



Shape	Description	Model No.	Type	Part No.
	Ring set	TW001G	-	191M83-0
	Shoulder belt	DF333D	-	161576-3
	Tool catcher set	DTD152, DTD171, DTS141, DTW190, DTW251, DTW253, DTW300, DTW301, DTW302, TW202D	(WITH STRAP)	197941-0



## Compatible head for angle drill



Shape	Description	Model No.	Part No.
	Angle head set	DFL201R	198040-1

## Anti kick back head



Shape	Description	Model No.	Type	Part No.
	Anti kick back head set	DFT043F, DFT083F, DFT085F, DFT125F, DFT127F	M	195231-5
-	Anti kick back head set	DFT043F, DFT083F, DFT085F, DFT125F, DFT127F	N	195232-3
-	Anti kick back head set	DFL651F	-	197045-8
	Anti kick back head set	DFL083F, DFL125F, DFL204F	-	199065-8
-	Anti kick back head set	DFL403F	-	199066-6

## Torque tracer accessory



Shape	Description	Model No.	Type	Part No.
	Receiver set	DFL201R, DFL301R, DFL402R, DFT041R, DFT082R, DFT124R	RCV02	194444-5 194480-1 195392-1

## Screwing/Drilling

## Keyless drill chuck



## DC Models

Model No.	Capacity	Thread size	with Package	Bulk
			Part No.	Part No.
DA331D	0.8-10mm	3/8-24 UNF	196308-9	766007-3
DA333D, DF330D	0.8-10mm	3/8-24 UNF	191A86-2	763228-8
DDA351	0.8-10mm	3/8-24 UNF	---	766005-7
DF332D, DF333D, HP332D, HP333D	0.8-10mm	3/8-24 UNF	---	763238-5
DF347D	0.8-10mm	1/2-20 UNF	---	763243-2
HP330D, HP347D	0.8-10mm	1/2-20 UNF	191A87-0	763229-6
DF001G, DDF458, DDF481, DDF486, HP001G, DHP458, DHP481, DHP486	1.5-13mm	1/2-20 UNF	---	763252-1
DDF458, DDF486, DDF489, DHP458, DHP486, DHP489	1.5-13mm	1/2-20 UNF	---	763261-0
DDF453, DF457D, DF488D, DHP453, HP457D, HP488D	1.5-13mm	1/2-20 UNF	196306-3	766004-9
DF488D, HP488D	1.5-13mm	1/2-20 UNF	---	763260-2
DDF451, DHP451	1.5-13mm	1/2-20 UNF	---	763191-5 763196-5
DDF453, DDF482, DDF484, DDF485, DDF487, DF002G, DF457D, DHP453, DHP482, DHP484, DHP485, DHP487, HP457D	1.5-13mm	1/2-20 UNF	199154-9	766027-7
DDF487, DF002G, DHP482, DHP487, HP002G	1.5-13mm	1/2-20 UNF	---	763262-8
DDF483, DHP483	1.5-13mm	1/2-20 UNF	---	763241-6

## AC Models

Model No.	Capacity	Thread size	with Package	Bulk
			Part No.	Part No.
DP2011	0.8-6.5mm	3/8-24 UNF	193203-4	763156-7
6408, DA3011, DA3011F	0.8-10mm	3/8-24 UNF	192016-0 192034-8 (USA)	763132-1
6408	1.5-10mm	3/8-24 UNF	192890-6	763186-8
6413	0.8-10mm	3/8-24 UNF	---	763242-4
DF0300, HP0300	1.0-10mm	1/2-20 UNF	---	766012-0
DP3003	0.8-10mm	1/2-20 UNF	193226-2 193227-0(USA)	763144-4
DP4001, DP4003	1.5-13mm	1/2-20 UNF	192956-2 192957-0(USA)	763140-2
DP4011, HP2050, HP2050F, HP2051, HP2051F, HP2070, HP2070F, HP2071, HP2071F	1.5-13mm	1/2-20 UNF	194254-0	763195-7
6300-4, DP4700	1.5-13mm	1/2-20 UNF	192892-2	763130-5
HP1631, HP1641, HP1641F	1.5-13mm	1/2-20 UNF	196193-0	766017-0

## Drill chuck



\*with Chuck key

\*\*without Chuck key

\*\*\*without key with hex.socket head bolt M6X25 &amp; nord-lock washer 6 x2

\*\*\*\*without key with hex. socket head bolt M6X25 &amp; spring washer 6 press fit

## DC Models

Model No.	Drill chuck				Chuck key
	Capacity (mm)	Thread size	with Package Part No.	Bulk Part No.	Part No.
DDA350	1.5-10	---	---	763174-5	763415-9
DDA450	2.0-13	1/2-20 UNF	*193822-6	763183-4	763259-7 (763430-3)
DA001G, DDA460, DG001G, DDG460	2.0-13	---	---	763250-5	763251-3

## AC Models

Model No.	Drill chuck				Chuck key
	Capacity (mm)	Thread size	with Package Part No.	Bulk Part No.	Part No.
DD2020, DP2010	6.5	3/8-24 UNF	**192887-5	763077-3	763418-3
	6.5	3/8-24 UNF	**192888-3		
6407	0.8-10	3/8-24 UNF	---	763136-3	763423-0
6412	1.5-10	3/8-24 UNF	---	763079-9	763418-3
6411, 6412	1.5-10	3/8-24 UNF	---	763244-0	763447-6
HP1230	1.5-10	3/8-24 UNF	192879-4	763067-6	763415-9
HP1630	1.5-13	1/2-20 UNF	*195430-9	763161-4	763441-8
HP1630, HP1640, HP1640F	1.5-13	1/2-20 UNF	*196008-1	766016-2	763448-4
DP4000, DS4011, DS4012, HP2050, HP2050F, HP2051, HP2051F, HP2070, HP2070F, HP2071, HP2071F	2.0-13	1/2-20 UNF	*193822-6	763183-4	763430-3 (763259-7)
6300-4, 6300T, 6305, DP4002, DP4700, DS4011, DS4012, 8406, 8406C, HP2010N, HP2032, HP2050, HP2070	2.0-13	1/2-20 UNF	**192877-8	763047-2	763432-9 798341-3
DA3010, DA3010F	1.5-10	---	---	763174-5	763415-9
6302H, 6303H, DP4000, DP4002	2.0-13	1/2-20 UNF	**193228-8	763145-2	763434-5
DP4010, HP2050, HP2050F, HP2051, HP2051F,	2.0-13	1/2-20 UNF	*193067-6	763147-8	763430-3
6300-4, DP4700, DS5000, HP2070, HP2070F	4.5-16	1/2-20 UNF	---	763066-8	763432-9
DS5000	3.0-16	1/2-20 UNF	---	763254-7	763443-4
6304LR, DA4000LR, DA4031, DS4000	1.5-13	(Press fit)	*** 193319-5	763160-6	763434-5
6304LR, DA4000LR	2.0-13	(Press fit)	*** 193318-7	763159-1	763432-9 / 798341-3
DA4031	2.0-13	(Press fit)	**** 193519-7		

## Phillips bit



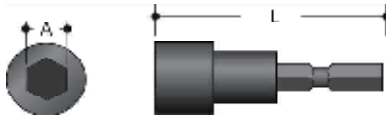
NZ type

Size	L (mm)	Type	Per pkg.	Part No.
No.2	45	NZ	3	798308-1
No.2	45	NZ-Hard	1	784229-3
No.3	45	NZ	3	798310-4

## Socket bit

1 per pkg.

\*For self drilling screw  
\*\*Magnetic socket bit



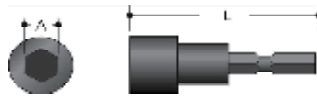
Bolt Size	A (mm)	L (mm)	Type	Part No.
M4	7	55	NZ	784402-5
M5	8	55	NZ	784403-3
1/4"	3/8"	55	NZ	*784404-1
3/16"	5/16"	55	NZ	**784808-7
1/4"	3/8"	55	NZ	**784809-5
M6	10	55	NZ	784405-9
M8	13	55	NZ	784408-3
M8	14	55	NZ	784409-1

Front cap	
Size	Part No.
12	322070-2
15.5	322069-7

## Magnetic socket bit

DIN, E Form, MZ type

\*Non-magnetic socket bit



Bolt Size	A (mm)	L (mm)	Type	Part No.
L=50mm bit				
Magnetic bit holder + C Form (L=25mm)				
1/8"	1/4"	65	MZ	784803-7
3/16"	5/16"	65	MZ	784804-5
M5	8mm	65	MZ	*784415-6
1/4"	3/8"	65	MZ	784802-9
M6	10mm	65	MZ	784806-1
1/2"	7/16"	65	MZ	784805-3
1/2"	7/16"	65	MZ	*784414-8

Front cap	
Size	Part No.
-	322120-3
12	322263-1
1/4"	322124-5
5/16"	322125-3
3	322119-8
7/16"	322126-1

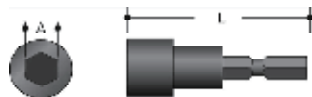
FS2700



## Magnetic socket bit

1 per pkg.

\*Non-magnetic socket bit



Bolt Size	A (mm)	L (mm)	Type	Part No.
1/8"	1/4"	65	MZ	784803-7
3/16"	5/16"	65	MZ	784804-5
M5	8mm	65	MZ	*784415-6
1/4"	3/8"	65	MZ	784802-9
M6	10mm	65	MZ	784806-1
1/2"	7/16"	65	MZ	784805-3
1/2"	7/16"	65	MZ	*784414-8

Locator assembly	
Size	Part No.
1/4"	197028-8
5/16"	197026-2
3/8"	197027-0

FS2500





FS2701



# Hammer drilling/chiselling

## Drill chuck assembly











Shape	Description	Model No.	Part No.
	Drill chuck assembly	DHR165, DHR171, DHR182, DHR183, DHR202, DHR242, DHR243, DHR263, DHR264, DHR280, DHR281, DHR282, DHR283, HR001G, HR002G, HR003G, HR004G, HR007G, HR140D, HR166D, HR2230, HR2300, HR2320T, HR2460, HR2470, HR2470F, HR2470FT, HR2470T, HR2475, HR2600, HR2601, HR2630, HR2630T, HR2631F, HR2631FT, HR2641, HR2652, HR2653, HR2653T, HR2663, HR2800, HR2810, HR2810T, HR2811F, HR2811FT, HR3001C, HR3011FC, HR3012FC	122574-2
	Drill chuck set	HR001G, HR002G, HR003G, HR004G, HR007G, HR010G, HR2230, HR2460, HR2470, HR2470F, HR2475, HR2630, HR2631F, HR2652, HR2810, HR3001C, HR3011FC, HR3012FC	194041-7


## Quick change drill chuck set


For faster drill bit change



Shape	Description	Model No.	Part No.
	Drill chuck set	DHR243, DHR264, HR2320T, HR2470FT, HR2470T, HR2630T, HR2631FT, HR2653T, HR2810T, HR2811FT	194079-2
		HR009G, HR3210FCT	194568-7
-		HR2630T, HR2631FT	196173-6
		DHR281, DHR283, HR002G, HR004G	199139-5
	Tool holder set	HR009G, HR3012FC	191F46-4
		HR009G, HR3012FC	191F47-2
		DHR243, DHR264, HR2320T, HR2470FT, HR2470T, HR2630T, HR2631FT, HR2653T, HR2810T, HR2811FT	194080-7
		HR3210FCT	194578-4
		DHR281, DHR283, HR002G, HR004G	199138-7

## Dust cup

Shape	Description	Bit Dia. (mm)	Part No.
	Dust cup	5	421342-3

Shape	Description	Bit Dia. (mm)	Part No.
	Dust cup	9	421664-1

## Spacer set

Placed in-between the bearing retainer and the safety cover.

Shape	Description	Model No.	Part No.
	SPACER SET	HR008G, HR009G, HR3001C, HR3011FC	191L91-5

## Dust extraction system set

For cleaner work environment



Description	Model No.	Part No.		
DX06	DHR242	199560-8	199564-0	199567-4
		199561-6	199565-8	199568-2
		199563-2	199566-6	199850-9
DX07	DHR243	199569-0	199572-1	199575-5
		199570-5	199573-9	199576-3
		199571-3	199574-7	

Description	Model No.	Part No.		
DX08	DHR280, DHR282	199556-9	199578-9	199580-2
		199577-1	199579-7	199581-0
DX09	DHR281, DHR283	199558-5	199583-6	199585-2
		199582-8	199584-4	
DX10	HR3011FC	191F94-3	191F98-5	191F97-7
DX11	HR3012FC	191F95-1	191F96-9	
		191G00-4	191G02-0	
DX12	HR001G, HR003G	191G01-2	191G03-8	
		191E50-7	191E53-1	
DX12	HR003G	191E52-3	191E54-9	
DX12	HR001G	191E51-5		
DX14	HR002G	191E55-7		
DX14	HR002G, HR004G	191E56-5	191E61-2	
		191E58-1	191E60-4	
DX15	HR007G	191E59-9		
		191V49-4	191X40-4	191X42-0
DX16	HR010G, DHR183	191X39-9	191X41-2	
		1911P2-6	1911R9-6	1912N4-4

## Dust case for dust extraction system


For cleaner work environment




Description	Part No.	
DX10, DX11	191F49-8	191F50-3
DX06, DX07, DX08, DX09, DX12, DX14	199555-1	
DX15	199586-0	199587-8
	199588-6	
DX16	1911P5-0	1911P4-2

## Filter for dust extraction system

For cleaner work environment

Shape	Description	Part No.
	DX06, DX07, DX08, DX09, DX10, DX11, DX12, DX14, DX15	199557-7
	DX16	199596-7




## Sealing cap for dust extraction system

Shape	Description	Part No.
	DX06, DX07, DX08, DX09, DX10, DX11, DX12, DX14	424474-5

## Depth gauge for hammer drills

For increased drilling consistency



Shape	Description	Model No.	Part No.
	Depth gauge	DHR183, DHR280, DHR281, DHR282, HR001G, HR002G, HR003G, HR004G, HR007G, HR008G, HR009G, HR010G, HR2300, HR2310T, HR2600, HR2601, HR2630, HR2631F, HR2631FT	331886-4
	Depth gauge	DHR202, DHR241, DHR242, DHR243, DHR263, DHR264, DHR280, DHR281, DHR282, DHR283, HP1630, HP1631, HP1640, HP1641, HP1641F, HP2050, HP2050F, HP2051, HP2051F, HP2070, HP2070F, HP2071, HP2071F, HR2230, HR2460, HR2470, HR2470F, HR2470FT, HR2470T, HR2475, HR2652, HR2653, HR2653T, HR2663, HR2800, HR2810, HR2810T, HR2811F, HR2811FT	324219-0
	Depth gauge	DHR165, DHR171, DHR182, HP1230, HR140D, HR166D, HR1840, HR1841F	415486-9

# Hammer drilling/chiselling

## Side grip, handle for hammer drills

For increased maneuverability



Shape	Description	Model No.	Part No.
	Grip base set	DHR165, DHR171, DHR182, HR140D, HR166D, HR1840, HR1841F	194581-5
	Grip base set	DHR202, DHR241, DHR263, DHR264, HR2470, HR2470F, HR2475	194582-3
	Grip base set	HR2230, HR2460	194583-1
	Side grip set	HR166D	191D07-2
	Side handle set	DHR400, HR005G, HR4003C, HR4013C	196792-8

## Anchor setting rod



Size	Part No.		
NO.2	765014-3, 765016-9	NO.3	765018-5
NO.2.5	765015-1, 765017-7	NO.4	765019-3

## Oil supply, grease vessel

Designed to keep the shank of the bit lubricated for more efficient results.



Shape	Description	Model No.	Size	Part No.
	Grease vessel set	DHR202, HK0500, HR140D, HR166D, HR2230, HR2460, HR2470, HR2470F, HR2470FT, HR2470T, HR2800, HR2810, HR2810T, HR2811F, HR2811FT, HR3200C, HR3210C, HR3210FCT, HR3530, HR3540C, HR3541FC, HR4002, HR4501C, HR4510C, HR4511C	95 ml	181573-3
-	Grease vessel set	DHR202, HK0500, HR166D, HR2230, HR2460, HR2470, HR2470F, HR2470FT, HR2470T, HR2800, HR2810, HR2810T, HR2811F, HR2811FT, HR4002, HM1203C, HM1213C, HM1214C, HR2475, HR3200C, HR3210C, HR3210FCT	-	183126-4
	Grease vessel set	DHR202, HK0500, HR166D, HR2230, HR2460, HR2470, HR2470F, HR2470FT, HR2470T, HR2800, HR2810, HR2810T, HR2811F, HR2811FT, HR4002, HM1203C, HM1213C, HM1214C, HR2475, HR3200C, HR3210C, HR3210FCT	100 ml	194659-4
	Grease vessel set	DHK180, DHR242, DHR243, DHR263, DHR264, DHR280, DHR281, DHR282, DHR283, DHR400, HM001G, HM002G, HM0870C, HM0871C, HM1101C, HM1111C, HM1203C, HM1205C, HM1213C, HM1214C, HR001G, HR002G, HR003G, HR004G, HR005G, HR006G, HR007G, HR2300, HR2320T, HR2475, HR2600, HR2601, HR2630, HR2630T, HR2631F, HR2631FT, HR2641, HR3001C, HR3011FC, HR3012FC, HR3200C, HR3210C, HR3210FCT, HR3540C, HR3541FC, HR4002, HR4003C, HR4013C, HR4501C, HR4510C, HR4511C, HR5202C, HR5212C	100 ml	194683-7
	Grease vessel set	HK0500, HR3200C, HR3210C, HR3210FCT, HR3540C, HR3541FC	100 ml	198993-4
	Grease vessel set	HK0500, HR3200C, HR3210C, HR3210FCT, HR3540C, HR3541FC	30 ml	197793-9
	Oil vessel set	DHK180, DHR400, HK0500, HK1810, HK1820, HM001G, HM002G, HM0810, HM0810B, HM0810T, HM0830, HM0870C, HM0871C, HM1101C, HM1111C, HM1201, HM1203C, HM1205C, HM1213C, HM1214C, HM1307C, HM1307CB, HM1317C, HM1317CB, HM1501, HM1502, HM1511, HM1512, HM1802, HM1812, HR005G, HR006G, HR2230, HR2460, HR2470, HR2470F, HR2470FT, HR2470T, HR2800, HR2810, HR2810T, HR2811F, HR2811FT, HR3001C, HR3011FC, HR3012FC, HR3200C, HR3210C, HR3210FCT, HR3530, HR3540C, HR3541FC, HR4002, HR4003C, HR4013C, HR4030C, HR4041C, HR4501C, HR4510C, HR4511C, HR5202C, HR5212C	30 ml	181490-7
-	Oil vessel set (Eac)	DHK180, DHR400, HM001G, HM002G, HM0870C, HM0871C, HM1101C, HM1111C, HM1203C, HM1213C, HM1214C, HM1307C, HM1307CB, HM1317C, HM1317CB, HM1501, HM1502, HM1511, HM1512, HR005G, HR006G, HR2800, HR2810, HR2811F, HR2811FT, HR3200C, HR3210C, HR3210FCT, HR3540C, HR3541FC, HR4003C, HR4013C, HR4501C, HR4510C, HR4511C, HR5202C, HR5212C	30 ml	183D90-3
-	Oil vessel set	DHR171, DHR182, DHR202, DHR241, DHR242, DHR243, DHR263, DHR264, DHR280, DHR281, DHR282, DHR283, HR001G, HR002G, HR003G, HR004G, HR010G, HR140D, HR166D, HR1840, HR1841F, HR2230, HR2300, HR2320T, HR2460, HR2470, HR2470F, HR2470FT, HR2470T, HR2475, HR2600, HR2601, HR2630, HR2630T, HR2631F, HR2631FT, HR2641, HR2652, HR2653, HR2653T, HR2663	30 ml	195127-0

## Hammer service kit

Essential for effective hammer maintenance



Model No.	Part No.
DHK180	191C39-3
DHK180	191C40-8
DHR165	195208-0
DHR171, HR140D, HR166D	198564-7
DHR182	199545-4
DHR202, DHR241	195193-7
DHR242, DHR281, DHR283, HR002G, HR004G	195833-7
DHR243	195834-5
DHR263, DHR264	195189-8
DHR280, DHR282, HR001G, HR003G	199233-3
DHR400, HR4003C, HR4013C	197298-9
DHR400, HR4003C, HR4013C	191G90-7
HK0500	193397-5
HK1810	193394-1
HK1820	195194-5
HM001G	191N57-7
HM001G	191N56-9
HM0810, HM0810T	193242-4
HM0830	195200-6
HM0870C, HM0871C	195113-1
HM1101C, HM1111C	195260-8
HM1203C, HM1205C, HM1213C, HM1214C	195114-9
HM1306	195203-0
HM1306	195212-9
HM1307C, HM1307CB, HM1317C, HM1317CB	195103-4
HM1501, HM1502, HM1511, HM1512	191M24-6
HM1802, HM1812	197127-6
HR005G	191N29-2
HR005G	191N30-7
HR006G	191N80-2

Model No.	Part No.
HR010G	199544-6
HR010G, DHR182	199544-6
HR1840, HR1841F	198626-1
HR1840, HR1841F	198627-9
HR1840, HR1841F	198628-7
HR2230, HR2460, HR2470, HR2470F, HR2470FT, HR2470T	195263-2
HR2300, HR2600	195105-0
HR2320T, HR2630T	195106-8
HR2475	195109-2
HR2475	195116-5
HR2601	195107-6
HR2630, HR2652	196968-7
HR2631F, HR2653	196967-9
HR2631FT, HR2653T	195108-4
HR2641, HR2663	196965-3
HR2641, HR2663	196966-1
HR2800, HR2810, HR2810T, HR2811F, HR2811FT	195206-4
HR3001C, HR3011FC	191F03-2
HR3001C, HR3011FC	191F04-0
HR3012FC	191F05-8
HR3200C, HR3210C, HR3210FCT	195199-5
HR3530	195211-1
HR3540C, HR3541FC	195192-9
HR4002	195195-3
HR4030C	195207-2
HR4041C	195209-8
HR4501C, HR4510C, HR4511C	195210-3
HR5202C, HR5212C	191K75-7
HR5202C, HR5212C	196865-7
HR5202C, HR5212C	191K76-5

# Grinding/Sanding/Polishing

## Inner flange & Lock nut

(For depressed center wheel, diamond wheel and Cutting wheel )

\*Ezynut (Toolless Lock nut)20 pcs. set :195462-6

\* Do not use Ezynut with Makita Super Flange or Makita angle grinder with "F" on the end of the model No. Those flanges are so thick that the entire threaded cannot be retained by the spindle. Applicable models:Makita 180mm/230mm angle grinders, and following models equipped with M14 spindle

Wheel size	Brake	Models	Spindle thread	for Depressed center wheel (Type:27, 28, 29 )			for Abrasive cut-off wheel (Type:42)				for Diamond cut-off wheel			Lock nut		Ezynut (Toolless Lock nut)
				Size	Arbor size (mm)	Inner flange Part No.	Size	Arbor size (mm)	Inner flange Part No.	Outer flange Part No.	Size	Arbor size (mm)	Inner flange Part No.	Size	Part No.	Part No.
100mm	Without Brake System	-	M10x1.5	30	16	224314-5	30	16	224314-5	-	30	16/20	224314-5	30	224559-5	-
			M10x1.25	30	16	224270-9	30	16	224270-9	-	30	16/20	224270-9	10-30	224578-1	-
			M10x1.25	35	16 (5/8")	224377-1	35	16 (5/8")	224377-1	-	35	16 (5/8")	224377-1	10-35	224573-1	-
			M10x1.5	29	16	224491-3	29	16	224491-3	-	29	16/20	224491-3	10-29	224493-9	-
			M10x1.5	30	15/16	224407-8	30	15/16	224407-8	-	30	15/16	224407-8	30	224559-5	-
115mm / 125mm	Without Brake System	Super Flange	M14x2 (DIN)	45	22.23 (7/8")	224490-5	45	22.23 (7/8")	224490-5	-	45	22.23 (7/8")	224490-5	14-45	224485-8 224554-5	*195354-9
			M14x2 (DIN)	47	22.23 (7/8")	192227-7	47	22.23 (7/8")	192227-7	-	47	22.23 (7/8")	192227-7	14-45	224485-8 224554-5	-
			M14x2 (DIN)	45	22.23 (7/8")	191W78-3	45	22.23 (7/8")	191W78-3	-	45	22.23 (7/8")	191W78-3	5/8-45	224568-4	-
			M14x2 (DIN)	45	22.23 (7/8")	224490-5	45	22.23 (7/8")	224490-5	-	42	22.23 (7/8")	224490-5	14-45	224485-8 224554-5	*195354-9
			M14x2 (DIN)	42	22.23 (7/8")	224415-9	42	22.23 (7/8")	224415-9	-	42	22.23 (7/8")	224415-9	14-45	224485-8 224554-5	*195354-9
150mm	Without Brake System	Super Flange	M14x2 (DIN)	42	22.23 (7/8")	224415-9	42	22.23 (7/8")	224415-9	-	42	22.23 (7/8")	224415-9	14-45	224485-8 224554-5	*195354-9
			M14x2 (DIN)	47	22.23 (7/8")	192227-7	47	22.23 (7/8")	192227-7	-	47	22.23 (7/8")	192227-7	14-45	224554-5	-
			M14x2 (DIN)	82	22.23 (7/8")	224602-0	45	22.23 (7/8")	191W78-3	-	45	22.23 (7/8")	191W78-3	5/8-45	224568-4	-
			M14x2 (DIN)	45	22.23 (7/8")	191W78-3	45	22.23 (7/8")	191W78-3	-	45	22.23 (7/8")	191W78-3	5/8-45	224568-4	-
			M14x2 (DIN)	42	22.23 (7/8")	224490-5	42	22.23 (7/8")	224490-5	-	42	22.23 (7/8")	224490-5	14-45	224485-8 224554-5	*195354-9
180mm / 230mm	Without Brake System	-	M14x2 (DIN)	42	22.23 (7/8")	224415-9	42	22.23 (7/8")	224415-9	-	42	22.23 (7/8")	224415-9	14-45-8.5 14-45-8.5 14-45-11	224485-8 224554-5 224543-0	*195354-9
			M14x2 (DIN)	45	22.23 (7/8")	224490-5	45	22.23 (7/8")	224490-5	-	45	22.23 (7/8")	224490-5	14-45-8.5 14-45-8.5 14-45-11	224485-8 224554-5 224543-0	*195354-9
			M14x2 (DIN)	47	22.23 (7/8")	192227-7	47	22.23 (7/8")	192227-7	-	47	22.23 (7/8")	192227-7	14-45-8.5 14-45-8.5 14-45-11	224485-8 224554-5 224543-0	-
			M14x2 (DIN)	89	22.23 (7/8")	224317-9	5/8	22.23 (7/8")	224255-5	224356	45	22.23 (7/8")	191W78-3	5/8-45	224568-4 224486-6	-
			M14x2 (DIN)	45	22.23 (7/8")	191W78-3	45	22.23 (7/8")	191W78-3	-	45	22.23 (7/8")	191W78-3	5/8-45	224568-4 224486-6	-
			M14x2 (DIN)	42	22.23 (7/8")	224415-9	14	22.23 (7/8")	224257-1	224356	42	22.23 (7/8")	224415-9	14-45-8.5 14-45-8.5 14-45-11	224485-8 224554-5 224543-0	-
			M14x2 (DIN)	45	22.23 (7/8")	224490-5	78	22.23 (7/8")	224490-5	-	45	22.23 (7/8")	224490-5	14-45-8.5 14-45-8.5 14-45-11	224485-8 224554-5 224543-0	*195354-9
			M16	40	22	224029-4	40	22	224029-4	-	40	22	224029-4	16-40	224521-0	-
			M16	47	22	122482-7	47	22	122482-7	-	47	22	122482-7	16-45	224487-4 224546-4	-
			M14x2 (DIN)	-	-	-	-	-	-	-	47	22.23 (7/8")	192227-7	14-45-8.5	224485-8 224554-5	-
			With Brake System	GA7070, GA7071, GA9070, GA9071	M14x2 (DIN)	42B	22.23 (7/8")	224447-6	42B	22.23 (7/8")	224447-6	-	42B	22.23 (7/8")	224447-6	14-45-8.5
M14x2 (DIN)	89	22.23 (7/8")			224500-8	5/8	22.23 (7/8")	224589-6	224356	45B	22.23 (7/8")	224448-4	5/8-45	224568-4 224486-6	-	
M14x2 (DIN)	45B	22.23 (7/8")			224448-4	45B	22.23 (7/8")	224448-4	-	45B	22.23 (7/8")	224448-4	5/8-45	224568-4 224486-6	-	
M14x2 (DIN)	42B	22.23 (7/8")			224447-6	14	22.23 (7/8")	224499-7	224356	42B	22.23 (7/8")	224447-6	14-45-8.5	224485-8 224554-5	*195354-9	
M14x2 (DIN)	45B	22.23 (7/8")			224488-2	45B	22.23 (7/8")	224488-2	-	45B	22.23 (7/8")	224488-2	14-45-8.5	224485-8 224554-5	*195354-9	
M14x2 (DIN)	-	-			-	-	-	-	-	45CC	22.23 (7/8")	EU:198678-2 198675-8	14-45-8.5	224485-8 224554-5	-	
M14x2 (DIN)	-	-			-	-	-	-	-	45CA	22.23 (7/8")	198676-6	5/8-45	224568-4 224486-6	-	



# Grinding/Sanding/Polishing

**Cordless Models**

\*Ezynut (Toolless Lock nut) 20 pcs. set:195462-6

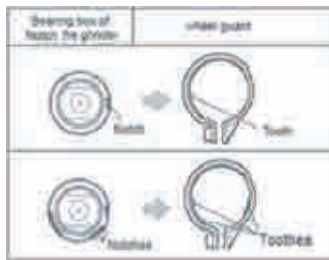
\*\*Do not use Ezynut with Makita Super Flange Those flanges are so thick that the entire threaded cannot be retained by the spindle.

Applicable models: Makita 180mm/230mm angle grinders, and following models equipped with M14 spindle

Wheel size	Brake	Models	Spindle thread	for Depressed center wheel (Type:27, 28, 29)			for Abrasive cut-off wheel (Type:42)			for Diamond cut-off wheel			Lock nut		Ezynut (Toolless Lock nut) Part No.			
				Size	Arbor size (mm)	Inner flange Part No.	Size	Arbor size (mm)	Inner flange Part No.	Outer flange Part No.	Size	Arbor size (mm)	Inner flange Part No.	Size		Part No.		
																	Size	Part No.
100mm	Without Brake System	-	M10 x1.5	30	16	224314-5	30	16	224314-5	-	30	16/20	224314-5	10-30	224559-5	-		
			M10 x1.5	29	16	224491-3	29	16	224491-3	-	29	16/20	224491-3	10-29	224610-1	-		
			M10 x1.5	30	15/16	224407-8	30	15/16	224407-8	-	30	15/16	224407-8	10-30	224559-5	-		
	With Brake System	-	M10 x1.5	30	16	224483-2	30	16	224483-2	-	30	16/20	224483-2	10-30	224559-5	-		
			M10 x1.5	29B	16	224492-1	29B	16	224492-1	-	29B	16	224492-1	10-29	224610-1	-		
			M10 x1.5	30B	15	224452-3	30B	15	224452-3	-	30B	15/20	224452-3	10-30	224559-5	-		
115mm/125mm	Without Brake System	-	M14 x 2 (DIN)	45	22.23 (7/8")	224490-5	45	22.23 (7/8")	224490-5	-	45	22.23 (7/8")	224490-5	14-45	224485-8 224554-5	*195354-9		
				42	22.23 (7/8")	224415-9	42	22.23 (7/8")	224415-9	-	42	22.23 (7/8")	224415-9	14-45	224485-8 224554-5	*195354-9		
				47	22.23 (7/8")	192227-7	47	22.23 (7/8")	192227-7	-	47	22.23 (7/8")	192227-7	14-45	224485-8 224554-5	-		
		45		22.23 (7/8")	224490-5	45	22.23 (7/8")	224481-6	-	45	22.23 (7/8")	224481-6	14-45	224485-8 224554-5	*195354-9			
		42B		22.23 (7/8")	224447-6	42B	22.23 (7/8")	224447-6	-	42B	22.23 (7/8")	224447-6	14-45	224485-8 224554-5	*195354-9			
		45B		22.23 (7/8")	224488-2	45B	22.23 (7/8")	224488-2	-	45B	22.23 (7/8")	224488-2	14-45	224485-8 224554-5	*195354-9			
	With Brake System	-	-	M14 x 2 (DIN)	42B	22.23 (7/8")	224447-6	42B	22.23 (7/8")	224447-6	-	42B	22.23 (7/8")	224447-6	14-45	224485-8 224554-5	*195354-9	
					45B	22.23 (7/8")	224488-2	45B	22.23 (7/8")	224488-2	-	45B	22.23 (7/8")	224488-2	14-45	224485-8 224554-5	*195354-9	
					42B	22.23 (7/8")	224447-6	42B	22.23 (7/8")	224447-6	-	42B	22.23 (7/8")	224447-6	14-45	224485-8 224554-5	*195354-9	
					45	22.23 (7/8")	191W78-3	45	22.23 (7/8")	191W78-3	-	45	22.23 (7/8")	191W78-3	5/8-45	224568-4 224486-6	-	
					45B	22.23 (7/8")	224448-4	45	22.23 (7/8")	224448-4	-	45B	22.23 (7/8")	224448-4	14-45	224485-8 224554-5	*195354-9	
					45B	22.23 (7/8")	224488-2	45B	22.23 (7/8")	224488-2	-	45B	22.23 (7/8")	224488-2	14-45	224485-8 224554-5	*195354-9	
150mm	Without Brake System	-	5/8"-11 UNC	45	22.23 (7/8")	191W78-3	45	22.23 (7/8")	191W78-3	-	45	22.23 (7/8")	191W78-3	5/8-45	224568-4 224486-6	-		
			5/8"-11 UNC	45B	22.23 (7/8")	224448-4	45	22.23 (7/8")	224448-4	-	45B	22.23 (7/8")	224448-4	5/8-45	224568-4 224486-6	-		
			5/8"-11 UNC	45B	22.23 (7/8")	224488-2	45B	22.23 (7/8")	224488-2	-	45B	22.23 (7/8")	224488-2	14-45	224485-8 224554-5	*195354-9		
	With Brake System	-	-	M14 x 2 (DIN)	45B	22.23 (7/8")	224488-2	45B	22.23 (7/8")	224488-2	-	45B	22.23 (7/8")	224488-2	14-45	224485-8 224554-5	*195354-9	
				M14 x 2 (DIN)	42B	22.23 (7/8")	224447-6	42B	22.23 (7/8")	224447-6	-	42B	22.23 (7/8")	224447-6	14-45	224485-8 224554-5	*195354-9	
				M14 x 2 (DIN)	42B	22.23 (7/8")	224447-6	14-78	22.23 (7/8")	224499-7	224256-3	42B	22.23 (7/8")	224447-6	14-45	224485-8 224554-5	*195354-9	
180mm/230mm	With Brake System	-	M14 x 2 (DIN)	45B	22.23 (7/8")	224488-2	45B	22.23 (7/8")	224488-2	-	45B	22.23 (7/8")	224488-2	14-45	224485-8 224554-5	*195354-9		
			M14 x 2 (DIN)	42B	22.23 (7/8")	224447-6	14-78	22.23 (7/8")	224499-7	224256-3	42B	22.23 (7/8")	224447-6	14-45	224485-8 224554-5	*195354-9		
			M14 x 2 (DIN)	45B	22.23 (7/8")	224488-2	45B	22.23 (7/8")	224488-2	-	45B	22.23 (7/8")	224488-2	14-45	224485-8 224554-5	*195354-9		
			5/8"-11 UNC	89	22.23 (7/8")	224500-8	5/8-78	22.23 (7/8")	224589-6	224256-3	45B	22.23 (7/8")	224448-4	5/8-45	224568-4 224486-6	-		
			5/8"-11 UNC	45B	22.23 (7/8")	224448-4	45B	22.23 (7/8")	224448-4	-	45B	22.23 (7/8")	224448-4	5/8-45	224568-4 224486-6	-		
			M16 x 2 (DIN)	46B	22	224595-1	46	22	224595-4	-	46	22	224595-4	16-45	224487-4	-		
Dust collection wheel guard type D (SuperFlange)	-	-	M14 x 2 (DIN)	-	-	-	-	-	-	-	-	45CC	22.23 (7/8")	EU: 198678-2 198675-8	14-45	224485-8 224554-5	-	
			5/8"-11 UNC	-	-	-	-	-	-	-	-	-	45CA	22.23 (7/8")	198676-6	5/8-45	224568-4 224486-6	-
			M16 x 2	-	-	-	-	-	-	-	-	-	42CB	22	198677-4	16-45	224487-4	-

**Wheel guard**

Bearing box type



Toolless type

\*\* UPto180mm size cup diamond wheel

\*\*\* Inner flange 45CA/42CB/45CC is also necessary.

\*\*\*\* Inner flange47(P/N:122482-7) is also necessary.

\*\*\*\*\* Inner flange47(P/N:126601-7) is also necessary.

\*\*\*\*\*Wheel Size own 125mm-115mm

\*\*\*\*\* Lo profile type

Wheel size	Models	Bearing box type	for Depressed center wheel (Type:27, 28) Strip disk		Attachment for Abrasive cut-off wheel	for Abrasive cut-off wheel (Type:42)	
			Type	Part No.	Part No.	Type	Part No.
100mm	---	Triple notches	Toolless 100K	122893-6	---	Standard 100C	122909-7
			Standard 100AK	125885-4	191V54-1		
			Standard 100K	122885-5 *****	---		
		Single notch	Standard 100	125266-2*****	---	Standard 100	192626-3
		Single notch	Standard 100	154755-0*****	---	Standard 100	164910-6
5 notches	New Toolless 100	347478-9 / 141P42-2	191V54-1	New Toolless 100C	162555-4*		

## Grinding/Sanding/Polishing

Wheel size	Models	Bearing box type	for Depressed center wheel (Type:27, 28) Strip disk		Attachment for Abrasive cut-off wheel	for Abrasive cut-off wheel (Type:42)	
			Type	Part No.	Part No.	Type	Part No.
115mm	---	Triple notches	Toolless 115AK	123144-0	199709-0	Standard 115CK	122910-2
			Standard 115AK	123098-1	199709-0		
		Single notch	Toolless 115	135107-4	---	Standard 115	122642-1
			Standard 115	125267-0	---		
		5 notches	New Toolless115	347479-7 / 141P44-8	---	New Toolless 115C	1910X9-2
5 notches	New Toolless 115L	140N42-7*****	---	New Toolless 115CL	1910X7-6		
125mm	---	Triple notches	Toolless 125AK	123145-8	199710-5	Toolless 125CK	122905-5
			Standard 125AK	123099-9	199710-5	Standard 125CK	122911-0
			Standard 125K	122887-1	---	---	---
		Single notch	Toolless 125	163474-7	---	---	---
		5 notches	New Toolless 125	347480-2	---	New Toolless 125C	1910Y0-7
5 notches	New Toolless 125L	140N43-5	199710-5	New Toolless 125CL	1910X8-4		
150mm	---	Triple notches	Toolless 150AK	123146-6	191V56-7 191X09-8	Standard 150CK	122912-8
			Standard 150AK	123230-7	191V56-7 191X09-8		
		Single notch	Toolless 150	135110-5	---	Standard 150BC	143190-7
		Twin notches	Standard 150	135192-7	---	---	---
		5 notches	New Toolless 150	347776-1 / 141P47-2	191V57-5 / 191X09-8	New Toolless 150C	140X62-1
180mm	---	Triple notches	Toolless 180K	122846-5	---	Standard 180CK	122914-4
			Standard 180K	122889-7	---		
		Single notch	Toolless 180	163446-2	---	---	---
			Standard 180	165215-7	---	---	---
		Twin notches	Standard 180	154674-0	---	---	---
230mm	---	Triple notches	Standard 230K	122891-0	---	Standard 230CK	122913-6
			Toolless 230K	122847-3	---		
		9069	Single notch	Standard 230	165216-5	---	---
		GA9010C	Single notch	Toolless 230	163445-4	---	---
		---	Twin notches	Standard 230	154672-4	---	---

## Cordless Models

Wheel size	Bearing box type	for Depressed center wheel (Type:27, 28) Strip disk		Attachment for Abrasive cut-off wheel	for Abrasive cut-off wheel (Type:42)	
		Type	Part No.	Part No.	Type	Part No.
100mm	Triple notches	Standard 100AK	125885-4	191V54-1	Standard 100CK	122909-7
		Toolless 100K	122893-6	---		
115mm	Triple notches	New Toolless 100	347478-9	191V54-1	New Toolless 100C	162555-4
		Standard 115AK	123098-1	199709-0	Standard 115CK	122910-2
5 notches	New Toolless 115	347479-7	---			
125mm	Triple notches	Standard 125AK	123099-9	199710-5	Standard 125CK	122911-0
		Toolless 125AK	123145-8	199710-5	Toolless 125CK	122905-5
150mm	5 notches	New Toolless 125	347480-2	---	New Toolless 125C	162557-0 / 140N45-1
		New Toolless 150	347776-1	191V57-5 / 191X09-8	New Toolless 150C	140X62-1
180mm	Triple notches	New Toolless 150C	347808-4	191V57-5 / 191X09-8	New Toolless 150C	140X62-1
		Toolless 180K	122846-5	---	Standard 180CK	122914-4
Standard 180K	122889-7	---				
230mm	Triple notches	Toolless 180K	122846-5	---	Standard 180CK	122914-4
		Standard 180K	122889-7	---		
		Toolless 180F	127713-9	---		
230mm	Triple notches	Standard 230K	122891-0	---	Standard 230CK	122913-6
		Toolless 230K	122847-3	---		
		Standard 230F	127714-7	---		

## Wheel guard for X-LOCK Models

Wheel size	Bearing box type	for Depressed center wheel (Type:27, 28) Strip disk		Attachment for Abrasive cut-off wheel	for Abrasive cut-off wheel	
		Type	Part No.	Part No.	Type	Part No.
100mm	X-LOCK	New Toolless 100	141L25-8	191V54-1	New Toolless 100C	162706-9
115mm	X-LOCK	New Toolless 115	141I26-6 / 347617-1	199709-0	New Toolless 115C	162707-7
125mm	X-LOCK	New Toolless125	141L27-4 / 347618-9	199710-5	New Toolless 125C	162708-5

## Dust collection wheel guard



Wheel size	Bearing box type	for Diamond wheel		for cup diamond wheel	NEW for cup diamond wheel
		Type	Part No.	Part No.	Part No.
100mm	Triple notches	A	198414-6	--	--
		C	199294-3	--	--
	Single notch	A	198413-8	--	--
		C	199295-1	--	--
125mm	Triple notches	A	198416-2	195238-1 / 195239-9(EU)	191W06-8
		C	196845-3		
	Single notch	A	198415-4	195237-3 / 195250-1	--
		B	192968-5 / 192972-4		--
		C	196846-1		--
	5 notches New Toolless	C	191G06-2	191F81-2	191W05-0
X-lock	C	191G05-4	--	--	
180mm	Triple notches	D	198514-2	195384-0 / 195385-8	191X44-6
	Single notch / Twin notches	B	194303-3	195388-2	--
230mm	Triple notches	D	198379-2 / 198440-5(EU)	195384-0 / 195385-8	191X44-6
	Single notch / Twin notches	B	194044-1	--	--
	Twin notches	D	198380-7	195387-4 / 195388-2	--

## Wheel guard for wire brush



For Models	Bearing box type	For wire cup brush		For wire bevel brush	
		Cup size	Part No.	Size	Part No.
100mm Angle grinder	Single notch	75mm	192454-6	85mm	192412-2
115mm Angle grinder		90mm	193066-8	---	---

## Side Grip and Loop handle for Angle Grinder



Angle grinder  
\*Grip attachment set

Wheel size	Models	Thread size	Standard	Rubberized	Anti vibration
100mm/ 115mm/ 125mm/ 150mm	Except Model 9005B 9005BZ 9005N 9015B 9006N	M8	153489-2/ 152490-4 / 153504-2 / 1910X5-0	158237-4	194514-0
125mm/ 150mm	9005B 9005BZ 9005N 9015B 9006N	M12	152492-0	---	---
180mm/ 230mm	GA7911	M12	152492-0	---	---
	Except Model GA7911	M14	152539-0	---	194543-3

## Loop handle and Grip attachment set Angle Grinder

\*Grip attachment set



Wheel size	Models	Loop handle
125mm/ 150mm	GA5010 GA5020 GA5020C GA5021 GA5021C GA5020C GA6010 GA6011 GA6020 GA6020C GA6021 GA6021C GA6020C	194483-5
180mm/ 230mm	GA7020 GA7020R GA7020S GA7030 GA7030R GA7030S GA7031 GA7040 GA7040R GA7040S GA7021 GA9020 GA9020R GA9020S GA9030 GA9030R GA9030S GA9031 GA9040 GA9040R GA9040S	*194684-5
180mm/ 230mm	GA7080 GA9080	199176-9

# Grinding/Sanding/Polishing


## Grip, Loop handle



Polisher / Sander / Concrete planer / Random orbit sander / Belt sander

	Models	Thread size	without handguard For polishing	standard	Rubberized	Anti vibration	Loop handle	Front grip
Angle sander	SA4540C SA5040C	M8	---	153489-2	---	194514-0	---	---
	SA7000 SA7000C PK5011C	M14	---	152539-0	---	194543-3	---	---
	PK5001C	M8	---	152490-4	---	---	---	418507-6
Disc sander / Polisher	GV5010 GV6010 GV7000 GV7000C	M10	---	152491-2	---	---	---	---
	PV001G	M8	---	158237-4	---	---	413F67-9	---
	9237C	M8	---	153489-2	---	---	455292-0	---
	9237CB	M8	273514-4	152490-4	---	---	455293-8	---
	PV7001C	M10	273499-4	152491-2	---	---	---	---
	PV7000C	M10	273649-1	---	---	---	---	---
	9218PB 9218PBL / 9218SB	M12	---	152492-0	---	---	---	---
Stone polisher	PW5000C PW5001C	M8	---	152490-4	---	---	---	418507-6
	PV301D, DPV300	M8	140X75-2	---	---	---	PV301D	M8
Concrete planer	PC5000C	M8	---	---	---	---	194483-5 *with bolt & wrench	---
	PC5001C	M8	---	---	---	---	---	273529-1
Random orbit sander	BO6040	M8	---	152490-4	---	---	---	---
	BO6050	M8	---	143328-4	---	---	---	---
	PO5000C PO6000C DPO500 DPO600	M8	---	---	198043-5 198044-3	---	---	---
Belt sander	9031	M8	---	152490-4	---	---	---	

## Lock nut and Rubber pad for Angle grinder



Angle grinder & Cordless Angle grinder


Wheel size	Spindle thread	Rubber pad			Sanding lock nut		Lock nut wrench	
		Pad Size (mm)	Max. rpm	Parts No.	Size (mm)	Parts No.	Size	Part No.
100mm	M10 x 1.5	76	13,700	743009-6	30	224502-4	20	782401-1, 782420-7
100mm(9500N)	M10 x 1.25	76	13,700	743009-6	30	224501-6	20	782401-1
115mm	M14 x 2 (DIN)	100	12,000	743036-3	48	224515-5	28/35	782412-6, 782424-9 / 782407-9, 782423-1
	5/8"-11UNC	100	12,000	743036-3	48	193048-0	28	782412-6, 782424-9
125mm	M14 x 2(DIN)	115	12,000	743015-1	48	224515-5	28/35	782412-6, 782424-9 / 782407-9, 782423-1
	5/8"-11UNC	115	12,000	743015-1	48	193048-0	28	782412-6, 782424-9
150mm	M14 x 2(DIN)	125	10,950	743016-9	48	224515-5	28/35	782412-6, 782424-9 / 782407-9, 782423-1
	5/8"-11UNC	125	10,950	743016-9	48	193048-0	28	782412-6, 782424-9
180mm - 230mm	M14 x 2(DIN)	170	8,500	743012-7	48	224515-5	28/35	782412-6 / 782407-9
	5/8"-11UNC	170	8,500	743012-7	48	193048-0	28	782412-6
	M16	170	8,500	743012-7	48	224523-6	28/35	782412-6 / 782407-9

## Lock nut, Rubber pad and Hook & loop Pad for Sanding or Polishing



Models	Spindle thread	Rubber pad							Hook & loop Pad				
		Pad			Sanding lock nut		Lock nut wrench		Pad type	Pad Size (mm)	Max. rpm	Parts No.	
		Pad Size (mm)	Max. rpm	Parts No.	Size (mm)	Parts No.	Size	Part No.					
Angle sander / Disc sander / Sander-polisher / Polisher	PK5011C	M14 x 2(DIN)	115	12,000	743015-1	48	224515-5	28 / 35	782412-6 / 782407-9	---	---	---	---
	PK5001C	5/8"-11UNC	115	12,000	743015-1	48	224517-1	28	782412-6	---	---	---	---
	SA4540C	5/8"-11UNC	100	12,000	743036-3	48	224517-1	28	782412-6, 782424-9	Hook & loop	105	8,000	743062-2
	SA5040C	M14 x 2(DIN)	115	12,000	743015-1	48	224515-5	28 / 35	782412-6, 782424-9 / 782407-9, 782423-1	Hook & loop	115	8,000	743061-4 743060-6(EU)
	SA7000/C GV7000/ C	M14 x 2(DIN)	170	8,500	743012-7	48	224515-5	28 / 35	782412-6 / 782407-9	---	---	---	---
	9207SPB 9218SB/PB/ PBL	5/8"-11UNC	170	8,500	743012-7	48	224517-1	28	782412-6	---	---	---	---
		M16	170	8,500	743012-7	48	224523-6	28 / 35	782412-6 / 782407-9	---	---	---	---
	9237C	M14 x 2(DIN)	170	8,500	743012-7	48	224515-5	28 / 35	782412-6 / 782407-9	Hook & loop	165	4,000	743053-3
	9237CB PV7001C PV7000C	5/8"-11UNC	170	8,500	743012-7	48	224517-1	28	782412-6	Hook & loop	165	4,000	743052-5
		M16	170	8,500	743012-7	48	224523-6	28 / 35	782412-6 / 782407-9	Hook & loop	165	4,000	743054-1
Stone polisher	PW5000C PW5001C	M14 x 2 (DIN)	---	---	---	---	---	---	---	Hook & loop	96	6,000	743080-0

## Plastic pad / Sponge pad for Disc sander GV6010 and GV5010



Models		Plastic pad							Sponge pad for PSA (Pressure Sensitive Adhesive)		
		Pad			Clamp screw		Countersunk washer		Pad Size (mm)	Screw thread	Parts No.
		Pad Size (mm)	Max. rpm	Parts No.	Size	Parts No.	Size (mm)	Parts No.			
Disc sander	GV5010	120	5,000	743025-8	M8x20	265812-0	35	253951-8	---	---	---
	GV6010	120	5,000	743025-8	M8x20	265812-0	35	253951-8	147	M8	743033-9

## Sanding pad for Twist-on/twist-off system



Models	Rubber pad for Twist-on/twist-off system									
	1. Adapter for Rubber pad				2. Rubber pad					
	Thread size	Thread size	Wrench size	Parts No.	Pad type	Thread size	Pad Size (mm)	Max. rpm	Parts No.	
DPV300 PV301D	5/8"-24 UNF	1/4"-20 UNC	13	743126-2	For Twist-on/twist-off system	1/4"-20 UNC	50	16,000	743124-6	

## Polishing pad for models DPV300 & PV301D



Models	1. Hook & loop Pad					2. Polishing Pad / Wool pad		
	Pad type	Thread size	Pad Size (mm)	Max. rpm	Parts No.	Pad type	Size (mm)	Part No.
DPV300 PV301D	Hook & loop	5/8"-24 UNF	75	16,000	743125-4	Sponge pad for applying wax Color : White	80	191N91-7
						Sponge pad for polishing Color : Yellow	80	191N90-9
						Wool pad (For high gloss polishing)	80	191N92-5



# Grinding/Sanding/Polishing

## Lock nut wrench, Lock nut release socket

Lock nut wrench



Lock nut release socket  
(Square drive :1/2"(12.7mm))

Type	For Model	Size	Part No.
Lock nut wrench	All 100mm	20	782401-1
	All 100mm	20	782420-7
	115 / 125mm	35	782423-1
	115 / 125mm Models for North America	28	782424-9
	DIN&Old type	28	782412-6
	180 / 230mm	35	782407-9
Lock nut release socket	Models for North America	28	194306-7
	180 / 230mm	35	194305-9

## Hook & loop pad

Use with pre-punched abrasive disc.



Model No.	Size	Type	Part No.	
DPO500, DPO600 PO5000C, PO6000C	100mm	Hook & loop pad	197925-8	
	125mm	Hook & loop pad	197922-4	
	150mm	Hook & loop pad	197928-2	
DBO140 DBO180 BO5030 BO5031 BO5040 BO5041	123mm	Hook & loop pad	197468-0	
BO6050	130mm	Hard	For polishing	197317-1
	150mm	Hard	For coarse sanding	197315-5
	150mm	Soft	For general sanding	197314-7
	150mm	Super soft	For fine sanding	197316-3
BO6030	150mm	Hard	For coarse sanding	196685-9
	150mm	Soft	For general sanding	196684-1
	150mm	Super soft	For fine sanding	196686-7



Model No.	Size	Type	Part No.		
DSL801	220mm	Soft	black	hook & loop pad (1+2 set)	199938-5
	210mm	Medium	gray	hook & loop pad (1+2 set)	199939-3
	210mm	Hard	-	hook & loop pad (1+2 set)	199940-8

## Felt pad

(For removing wax)  
(Use with hook & loop type Backing pad)



Model No.	Disc dia. (mm)	Part No.
DPO500, DPO600, PO5000C, PO6000C	100	197916-9 197895-1(EU)
DBO140 DBO180 DPO500 DPO600 BO5031 BO5041 PO5000C PO6000C	125	196152-4
DPO500, DPO600, BO6030, BO6050, PO5000C, PO6000C	150	193288-0

## Sponge pad

(Use with hook & loop type Backing pad)



Model No.	Size (mm)	Part No.
DPO500, DPO600, PO5000C, PO6000C	100	197912-7 197893-5(EU)
DBO140, DBO180, DPO500, DPO600 BO5031, BO5041, PO5000C, PO6000C	125	794558-6
DPO500, DPO600, BO6050, PO5000C, PO6000C	150	197914-3 197894-3(EU)
PV7001C, PV7000C	190	193470-1

## Wool pad

(For high gloss polishing)  
(Use with hook & loop type Backing pad)

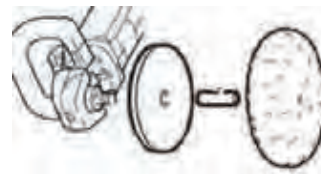


\*\* (Use with Backing pad and Sleeve18)

Model No.	Disc dia. (mm)	Part No.
DPO500, DPO600, PO5000C, PO6000C	100	197918-5
DPO500, DPO600, PO5000C, PO6000C	125	197920-8
BO5031, BO5041	140	794560-9
BO6030, BO6050, DPO500, DPO600, PO5000C, PO6000C	150	199424-6
PV001G, 9237C/CB, PV7001C, PV7000C	180	191D53-5** 192629-7**


## Sleeve 18

(For centering pads)  
For Model:  
PV001G, 9237C/CB, 9227C/B, PV7001C, PV7000C



Part No.
262542-4

## Wool bonnet



Model No.	Size (mm)	Part No.
PV001G, PV7000C, PV7001C, 9227C/CB, 9237C/CB	180	794176-0

# Grinding/Sanding/Polishing

## Pad complete



Model No.	Description	Part No.
BO3710, BO3711 DBO380, DBO381	For use with Abrasive paper or clamping type paper	197464-8
	For use with Hook & loop type paper	194930-6
BO4900, BO4900V, BO4901	For use with Abrasive paper or clamping type paper	193523-6
	For use with Hook & loop type paper	193521-0 193521-0(EU)
9046	For use with Hook & loop type paper or clamping type paper	197469-8
BO4555, BO4556, BO4557, BO4558	For use with Abrasive paper or clamping type paper	197466-4
DBO480, DBO481, DBO482, DBO484	For Rectangle paper	191Y23-0
	For Triangle paper	191Y22-2
	For use with Hook & loop type paper or clamping type paper	191Y24-8
	For use with Abrasive paper or clamping type paper	191Y25-6

## Head cover



Model No.	Part No.
9564CVL, 9565CVL, 9565CLR, PW5000C, PW5001C, PK5001C	417322-5
9237C/CB	455291-2
9227C/CB	417671-0
SA7000/C, PK5011C	418529-6
SA4540, SA4542C, SA5040C	453378-4

## Extension handle set

Developed for reduced fatigue in continuous applications



Model No.	Part No.
DSL801	199937-7

## Tool Bag



Model No.	Part No.
DSL801	195638-5

## Collet one , Collet nut and Wrench size



Model No.	Size	Collet cone	Collet nut	Wrench size
		Part No.	Part No.	
906, 906H	3mm	763627-4	763240-8	10mm 17mm
	6mm	763620-8		
	1/8"	763626-6		
	1/4"	763625-8		
GD0600, GD0601	3mm	763627-4	763664-8	13mm x2
	6mm	763620-8		
	1/8"	763626-6		
	1/4"	763625-8		
GD0603	3mm	763627-4	763236-9	10mm x2
	6mm	763620-8		
	1/8"	763626-6		
	1/4"	763625-8		
DGD800, DGD801, GD0602	3mm	763669-8	763668-0	13mm x2
	6mm	763670-3		
	8mm	763671-1		
	1/8"	763672-9		
GD0800 GD0800C, GD0810C, GD0801C, GD0811C	1/4"	763673-7	763645-2	13mm 19mm
	3mm	763647-8		
	6mm	763646-0		
	8mm	763649-4		
	1/8"	763651-7		
	1/4"	763650-9		

# Grinding/Sanding/Polishing

## Dust cover for angle grinder

For cleaner work environment



Shape	Description	Model No.	Part No.
	Dust cover attachment set	GA7080, GA9080	191T14-1
		GA7070, GA7071, GA9070, GA9071	191T15-9
		9564CV, 9564H, 9564HR, 9565C, 9565CR, 9565CV, 9565CVL, 9565CVR, 9565H, 9565HR, 9566C, 9566CV, 9566PCV, GA5080, GA5080R	193903-6
		GA5011, GA5021, GA5021C, GA6021, GA6021C, GA7010C, GA7012C, GA9010C, GA9012C	193956-5
		GA7020, GA7020R, GA7020S, GA7030, GA7030R, GA7030S, GA7031, GA7040R, GA7040S, GA9020, GA9020R, GA9020S, GA9030, GA9030R, GA9030S, GA9031, GA9040R, GA9040S	194289-1
		GA5010, GA5020, GA5020C, GA6010, GA6020, GA6020C	194482-7
		GA7050, GA7050R, GA9050, GA9050R, GS5000, GS6000	195059-1
-		9564PCV, 9565PCV, 9566PCV	195446-4
-		GA7060, GA7060R, GA7061, GA7061R, GA7063, GA7064, GA7081, GA7082, GA9060, GA9060R, GA9061, GA9061R, GA9062, GA9062R, GA9063, GA9063R, GA9081, GA9082	197476-1
-		GA4040, GA4040C, GA4041C, GA4540, GA4540C, GA4540R, GA4541C, GA4541R, GA4542C, GA4543C, GA5040, GA5040C, GA5040R, GA5041C, GA5041R, GA5042C, GA5043C, GA6040, GA6040C, GA6040R, GA6042C, SA5040C	198719-4
	GA4050, GA4050R, GA4051R, GA4550, GA4550R, GA4551R, GA4552, GA4552R, GA4553R, GA5050, GA5050R, GA5051R, GA5052, GA5052R, GA5053R	199514-5	

## Accessory kit



Description	Model No.	Part No.
Sander kit	9237C, 9237CB	193958-1

## Dust box assembly, paper dust bag, filter for sander

For cleaner work environment





Shape	Description	Model No.	Part No.
	Filter set	BO3710, BO3711, BO4555, BO4556, BO4557, BO4558, BO4565, BO4566, BO5030, BO5031, BO5040, BO5041, DBO180, DBO380, DBO381, DBO480, DBO481, DBO482, DBO484	195133-5 (w/o mark of origin)
	Filter set	BO3710, BO3711, BO4555, BO4556, BO4557, BO4558, BO4565, BO4566, BO5030, BO5031, BO5040, BO5041, DBO180, DBO380, DBO381, DBO480, DBO481, DBO482, DBO484	195134-3
	Paper dust bag holder set	9046, BO4900, BO4900V, BO6030	193294-5
	Paper dust bag holder set	BO4900, BO4900V	193525-2
	Paper dust bag set	9046, BO4900, BO4900V, BO6030	193293-7
	Paper dust bag set	BO4900, BO4900V	193526-0
	Paper dust bag holder set	BO4555, BO4556, BO4557, BO4565, BO4566	193932-9
	Paper dust bag set	BO4555, BO4556, BO4557, BO4565, BO4566	193712-3
	Paper dust bag set	BO4555, BO4556, BO4557, BO4558, BO4565, BO4566, BO5030, BO5031, BO5040, BO5041, DBO180, DBO480	194746-9



## Belt sander plate

The plate on the bottom of the sander that comes in contact with the workpiece






Shape	Description	Model No.	Part No.
	Carbon plate set	9902, 9903	193197-3
		9920	193198-1
		9404	193201-8
	Cork rubber plate set	9902, 9903	193199-9
		9920	193200-0
		9404	193202-6

## Sanding shoe assembly

Sanding shoe is a jig that holds the belt sander so that it kisses the surface.




Shape	Description	Model No.	Part No.
	Sanding shoe set	9902, 9903	193070-7
	Sanding shoe set	9920	193071-5
	Sanding shoe set	9404	193072-3

## Stand for belt sander

Converts a portable belt sander into a stationary benchtop sander.



Shape	Description	Model No.	Part No.
	Belt sander stand set	9404, 9902, 9903, 9920	193055-3
	Stand set	9032, DBS180	193618-5

## Clamp complete for belt sander

Fit it to your workbench and grind small items efficiently.





Model No.	Part No.
9910, 9911	192694-6

## Punch plate for sander

For conventional type of abrasive paper without pre-punched holes



Shape	Description	Model No.	Part No.
	Punch plate set	9046, BO4900, BO4900V, BO4901	192523-3
	Punch plate set	BO3710, BO3711, DBO380, DBO381	194947-9
-	Punch plate set	BO3710, BO3711, DBO380, DBO381	194948-7

## Grinding/Sanding/Polishing

### Side handle set for die grinder

For increased maneuverability




Shape	Description	Model No.	Part No.
	Side handle set	DGD800, DGD801, GD0600, GD0601, GD0602, GD0800, GD0800C, GD0801C, GD0810C, GD0811C	192985-5

### Vise holder set for die grinder

For clamping down die grinder for stationary applications







Shape	Description	Model No.	Part No.
	Vise holder set	GD0800, GD0800C, GD0801C, GD0810C, GD0811C	193141-0

### Dust cover, protector for polisher, sander


For cleaner work environment



Shape	Description	Model No.	Part No.
	Dust collection cover set	PK5011C	195774-7
	Dust cover set	PW5000C, PW5001C	194233-8
	Dust cover set	PK5011C	195773-9
	Protector set	PK5011C	196028-5

### Repair brush



Shape	Description	Model No.	Part No.
	Brush set For Dust Collection Cover Set Part No.: 195774-7, 195237-3, 195239-9, 195250-1	9557HNR, 9557NBR, 9558HNR, 9558NBR, 9564P, 9564PC, 9564PCV, 9565C, 9565CR, 9565CV, 9565P, 9565PC, 9565PCV, DGA512, GA4540, GA4540C, GA4540R, GA4541C, GA4541R, GA4542C, GA4543C, GA5020, GA5021, GA5021C, GA5040, GA5040C, GA5040R, GA5041C, GA5041R, GA5042C, GA5043C, GA5080, GA5080R, PK5011C	196880-1

# Cutting


## Dust cover for cutter



Model No.	Part No.
DCC501	191N83-6

## Water supply set for cutter








Shape	Description	Model No.	Part No.
	Water supply cover set a	DCC500, DCC501	191X01-4
-	Water supply pipe set	4100NH3	193935-3, 196431-0,196432-8
-	Water supply pipe set	4100NH2	196919-0, 196920-5

## Tilt base set for cutter

Bevel at angles



Shape	Description	Model No.	Type	Part No.
	Tilt base set	4100NH2	A	199494-5
	Tilt base set	4100NH2	B	199495-3
	Tilt base set	4100NH2	C	199496-1
	Tilt base set	4100NH2	D	199713-9
	Tilt base set	4100NH2	E	199714-7

## Water supply set for power cutter

Allows operator to connect water line to power cutter for improved cutting.



Model No.	Part No.
DCE090	127491-1

## Base cover

Protects drywall surfaces from damage / scratches



Model No.	Part No.
4100NH2, DCC500, DCC501	196943-3

## Parallel guide, rip fence

Allows you to do extra-accurate straight cuts



Model No.	Part No.
4100KB, 4100NB, 4101RH, 4157KB, DCC500	164095-8

## Depth gauge

For increased drilling consistency



Model No.	Part No.
DSC102, SC103D	415486-9

# Cutting

## Rear cover

Model No.	Part No.
4100KB, 4100NH2	196944-1

## Cover for portable band saw



Protects the blade track from external debris and damage.



Shape	Description	Model No.	Part No.
	Wheel cover set	2107F	196325-9
	Wheel cover set	DPB182	197975-3

## Portable band saw stand



Shape	Description	Model No.	Part No.
	Stand chain vise set	2107F	194026-3
	Stand of chain vise set	2107F	196326-7
-	Stand of parallel assembly	2107F	196327-5

## Grip

Provides increased comfort on the job



Model No.	Part No.
DPB183, DPB184	158237-4

## Blade wax

Makita Wax for Portable Band Saw

Model No.	Part No.
DPB180, PB002G	191897-9



## Flourescent light set

For increased work environment visibility

Model No.	Part No.
2107F	193595-1
2107F	193730-1



## Shoulder strap

Reduces user fatigue

Model No.	Part No.
DSC102, SC103D	199069-0



**For DPP200**

**Combination of punch and die**

- Punching holes through a thin structural metal plate may cause deformation of the plate and burr on the holes.
- If you need precision punching, see the tables below to select an optimum combination of punch and die.

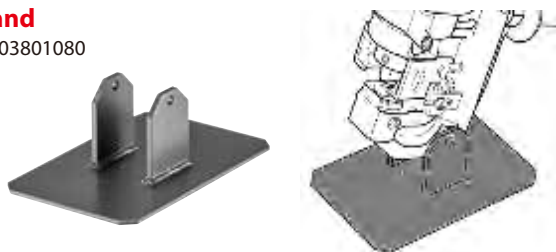


● Round punching						
Punch		Die		Cutting material		
				Tensile Mild Steel (65,000 psi)	Channel	Tensile Stainless Steel (89,000 psi)
Hole diameter (mm)	Part No.	Hole diameter (mm)	Part No.	Thickness		
6	SC05340040	SB6	SC00000203	t2-t4		t3-t4
6.5	SC05340050	SB6.5	SC00000205	t2-t6		t3-t4
8	SC05340060	SB8	SC00000207	t2-t6		t3-t4
8.5	SC05340070	SB8.5	SC00000209	t2-t6		t3-t4
10	SC05340080	SB10	SC00000211	t2-t6	t7.5	t3-t4
11	SC05340090	SB11	SC00000213	t2-t8	t7.5	t3-t6
12	SC05340100	SB12	SC00000215	t2-t8	t7.5	t3-t6
13	SC05340110	SB13	SC00000217	t2-t8	t7.5	t3-t6
14	SC05340120	SB14	SC00000219	t2-t8	t7.5	t3-t6
15	SC05340130	SB15	SC00000221	t2-t8	t7.5	t3-t6
16	SC05340140	SB16	SC05332710	t2-t8	t7.5	t3-t6
18	SC05340150	SB18	SC00000223	t2-t8	t7.5	t3-t6
19	SC05340170	SB19	SC05332740	t2-t8	t7.5	t3-t6
20	SC05340160	SB20	SC05352510	t2-t8	t7.5	t3-t6

● Oblong punching						
Punch		Die		Cutting material		
				Tensile Mild Steel (65,000 psi)	Channel	Tensile Stainless Steel (89,000 psi)
Hole diameter (mm)	Part No.	Hole diameter (mm)	Part No.	Thickness		
6.5 x 10	SC05340200	6.5 x 10B	SC00000244	t2-t6		t3-t4
6.5 x 13	SC05340210	6.5 x 13B	SC00000246	t2-t6		t3-t4
8.5 x 13	SC05340220	8.5 x 13B	SC00000248	t2-t6		t3-t4
8.5 x 17	SC05340230	8.5 x 17B	SC00000250	t2-t6		t3-t4
9 x 13.5	SC05340240	9 x 13.5B	SC00000252	t2-t6		t3-t4
9 x 18	SC05340250	9 x 18B	SC00000254	t2-t6		t3-t4
10 x 15	SC05340260	10 x 15B	SC00000256	t2-t8	t7.5	t3-t6
10 x 20	SC05340270	10 x 20B	SC00000258	t2-t8	t7.5	t3-t6
11 x 16.5	SC05340280	11 x 16.5B	SC00000260	t2-t8	t7.5	t3-t6
12 x 18	SC05340290	12 x 18B	SC00000262	t2-t8	t7.5	t3-t6
13 x 19.5	SC05340300	13 x 19.5B	SC00000264	t2-t8	t7.5	t3-t6
14 x 21	SC05340310	14 x 21B	SC00000266	t2-t8	t7.5	t3-t6


**Work stand**

Part No. SC03801080



**Slide stopper**

Part No. SC03300790



**Hydraulic pressure oil for steel rod cutter / pancher**

DPP200, DSC121, DSC162, DSC162R, DSC163, DSC191, PP001G

Part No. SC00000106  
35mL



Part No. SC00000142  
150mL



Part No. SC00000270  
1,000mL



# Sawing

## Sub base set

Ideal for working on inlays or routing edges and dadoes

Model No.	Part No.
DLS110, DLS111, DLS112, DLS211, DLS212, LS1019, LS1019L, LS1219, LS1219L	191C01-8
LS004G	191U61-8
LS001G, DLS610	191B97-3



## Crown molding stopper set



Positions crown molding against saw base and fence for convenient and precise cutting.

Model No.	Part No.
DLS110, DLS111, DLS112, DLS211, DLS212, LS003G, LS004G, LS1019, LS1019L, LS1219, LS1219L	192628-9
LS1030N, LS1040, LS1040F, LS1045	192622-1
LS1221	192669-5



## Vise assembly for slide saw, miter saw

For clamping down materials for cutting

Shape	Description	Model No.	Part No.
	Horizontal vise assembly	DLS713, DLS714, LS002G, LS0714, LS0714F, LS0714FL, LS0714L, LS1040	122567-9
		LS002G	127693-9
		LS1045	122563-7
		LH1040, LH1040F, LS1040, LS1045	192625-5
	Vertical vise assembly	LS1030N, LS1221	192672-6
		LS1440	196041-3
		LS0714/F/FL/L	122571-8
		LS003G, LS1219/L, DLS111	126617-2

## Sub plate for miter saw

Model No.	Part No.
LS1040, LS1040F	193471-9
	195934-1



## Flourescent light set

For increased work environment visibility

Model No.	Part No.
LS0714FL, LS1040F	193595-1
LS0714F, LS0714FL, LS1040F	193730-1



## Sliding guide(miter gauge)




Designed for use with Table Saw to make angled cuts.

Model No.	Part No.
2704, 2704N, 2705	199376-1



## Extension table

Enables greater cutting capacity

Shape	Description	Model No.	Item	Part No.
	Left table set	2704, 2704N, 2705	-	194086-5
	Rear table set	2704, 2704N, 2705	-	194087-3
	Sub table set	2703	A	192798-4
			C	192797-6

## Dado flange set

Engineered for use with dado blades. Use with the Makita table saw model 2705.

Model No.	Part No.
2703	192693-8




## Saw storage holder

Description	Model No.	Part No.
Protective stand set	5402NA	194701-1

## Shoulder strap

Reduces user fatigue

Shape	Model No.	Part No.
	JR103D	161576-3

## Triangular rule for blade adjustment



Model No.	Part No.
DLS110, DLS111, DLS112, DLS211, DLS212, DLS600, DLS713, DLS714, LF1000, LH1040, LH1040F, LS002G, LS003G, LS004G, LS0714, LS0714F, LS0714FL, LS0714L, LS1019, LS1019L, LS1030N, LS1040, LS1040F, LS1045, LS1219, LS1219L, LS1221	762001-3

## Parallel guide, rip fence for circular saw

Allows you to do extra-accurate straight cuts



Model No.	Part No.
4131, 5005BA, 5007MG, 5007MGA, 5007N, 5007NB, 5007NF, 5008MG, 5008MGA, 5057KB, 5606B, 5800NB, 5806B, DCS552, DCS553, DHS630, DHS660, DHS661, DHS680, DHS710, DHS711, DHS780, DHS781, DHS782, DHS783, DSS501, DSS610, DSS611, HS003G, HS004G, HS012G, HS300D, HS301D, HS6100, HS6101, HS6600, HS6601, HS7000, HS7010, HS7100, HS7101, HS7600, HS7601, HS7610, HS7611	164095-8
DHS901, HS010G, HS0600	164367-1
RS001G, RS002G	199249-8

## Side grip for circular saw


For more stable sawing




Model No.	Part No.
5606B, 5800NB, 5806B	194275-2

## Parallel guide, rip fence for jig saw

Allows you to do extra-accurate straight cuts

Shape	Description	Model No.	Part No.
	Guide rule set	4326, 4327, 4328, 4329, JV0600, JV100D, JV101D, JV102D, JV103D, JV143D, JV183D, DJV184, DJV85	192732-4
		4350CT, 4350FCT, 4350T, 4351CT, 4351FCT, 4351T, DJV180, DJV181, DJV182, JV001G, JV002G	193516-3


## Cover plate

Shape	Model No.	Part No.
	4326, 4327, 4329, 4350CT, 4350FCT, 4350T, 4351CT, 4351FCT, 4351T, DJV180, DJV181, DJV182, JV0600, JV100D, JV101D, JV143D, JV183D	417852-6
	DJV184, DJV185, JV102D, JV103D	457867-1
	JV001G, JV002G	413J99-0

## Anti-splintering device for jig saw

For cleaner cutting



Shape	Model No.	Part No.
	4326, 4327, 4329, 4350CT, 4350FCT, 4350T, 4351CT, 4351FCT, 4351T, DJV180, DJV181, DJV182, DJV184, DJV185, JV001G, JV002G, JV0600, JV100D, JV101D, JV102D, JV103D, JV143D, JV183D	192557-6

## Dust bag, dust box for miter saw

For cleaner work environment

Shape	Description	Model No.	Part No.
	Dust bag	LS002G	127512-9
	Dust box for miter saw	LS0714, LS0714F, LS0714FL	194175-6

# Sawing

## Dust cover

For cleaner work environment

Model No.	Part No.
4300BA, 4300BV	194903-9

## Multitool adapter

Allows use of other makers' accessories with Makita Multi-Tools.



Model No.	Type	Part No.
DTM50, DTM51, TM3000C, TM3010C, TM30D	A	196271-6

## Holder

Model No.	item	Part No.
DLS110		1 326978-2
DLS111		2 265786-5
DLS112		3 961015-1
LS1019/ L		
DLS600		1 x2 192621-3
LS1030N		2 x2 set
LH1040/ F		1 322312-4
		2 265708-5
DLS713		1 322312-4
DLS714		2 251887-5
LS0714/ F/ FL/ L		
LS0815FL		1 JM23000127
		2 JM23100013
		1 JM23100500
		2 JM23100013
LS1017L		1 JM23100500
LS1018L		2 JM00000038
		3 —
LS1040/F		1 123101-8
LH1040/F		2 911333-7
		1 x2 192714-6
LS1045		2 x2 set
		1 322602-5
		2 251887-5
		1 327095-1
LS1219		2 265786-5
LS1219L		3 961015-1
		1 x2 192673-4
LS1221		2 x2 set
		1 323726-0
		2 251887-5
		1 x1 191239-7
		2 x1
		3 x2
		4 x2 set
LS1440		1 251804A5
		2 312511A6
		3 322027A3
		4 924216-2
LH1201FL		1 JM23100500
		2 JM23300197
LS0714/ F/ FL/ L		1 set 192713-8
DLS713,		1 set 196123-1
DLS714		1 set 122446-1
LS1030N,		1 set 192671-8
LS1040/ F,		
LS1045		
LH1040/ F		
LS1221		

## Stand



Model No.	Part No.
2703	193920-6



Model No.	Part No.
DLS110, DLS111, DLS112, DLS211, DLS212, DLS713, DLS714, LS002G, LS003G, LS004G, LS0714, LS0815F, LS0815FL, LS1019, LS1019L, LS1030N, LS1040, LS1219, LS1219L	198688-9

## WST01N



For Model	Part No.
BLS713, DLS110, DLS111, DLS112, DLS713, DLS714, LS0815F, LS0815FL, LS1016, LS1016F, LS1016FL, LS1016L, LS1019, LS1019L, LS1040, LS1216, LS1216F, LS1216FL, LS1216L	WST01N 198686-3(USA) 198687-1(EU)

## WST03



Model No.	Part No.
MLT100, MLT100N, 2702, 2703	JM27000300

## WST04



Model No.	Part No.
2703, 2704, 2704N	194093-8



# Sawing

## WST05



For Model	Part No.
All Slide Compound saw, Miter saw and Table Top Miter Saw	WST05

## WST06 & WST07



For Model	Part No.
All Slide Compound saw, Miter saw and Table Top Miter Saw	WST06
Bracket set (for WST06)	JM00000219
	JM23610051 (USA)
All Slide Compound saw, Miter saw and Table Top Miter Saw	WST07

## Extension table set



Model No.	Part No.
LB1200F	JM21000300

## Circular cutting attachment set



Model No.	Part No.
LB1200F	JM21000320

## Belt sanding attachment set

Use a sanding belt that is 2240 mm long and 20 mm wide or less.



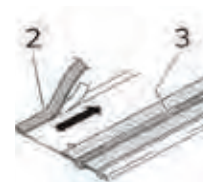

Model No.	Part No.
LB1200F	JM21000330

## Guide rail



Overall length (m)	Part No.
1.0	199140-0
1.4	194368-5
1.5	199141-8
1.9	194925-9
3.0	194367-7

## Repair parts for guide rail



Item	Part No.	
1	Seat 10m set (For upper plastic tape repair)	194416-0
2	Position Seat 1.4m	191J53-1(USA)
	Position Seat 1.9m	194910-2
	Position Seat 3.0m	194915-2(EU)
3	Rubber Seat 10m set (For lower rubber tape repair)	194419-4
		194417-8
		191J54-9(USA)

## Clamp set

(Use with Guide rail)



Type	Part No.
A: Standard	194385-5
B: Quick	199826-6
C: Push clamp	1913K5-7

# Sawing

## Bevel guide set

Adjustable angle of Guide Rail



Part No.  
196664-7

## Parallel guide set

Guide rail parallelly to any position from the end face of workpiece. Stable size cutting can be done by setting.



Part No.  
1913K7-3

## Guide rail Joint connector 2pcs set



Part No.  
198885-7

## Limit stop set

Can reduce the risk of kickback by using with Guide rail.



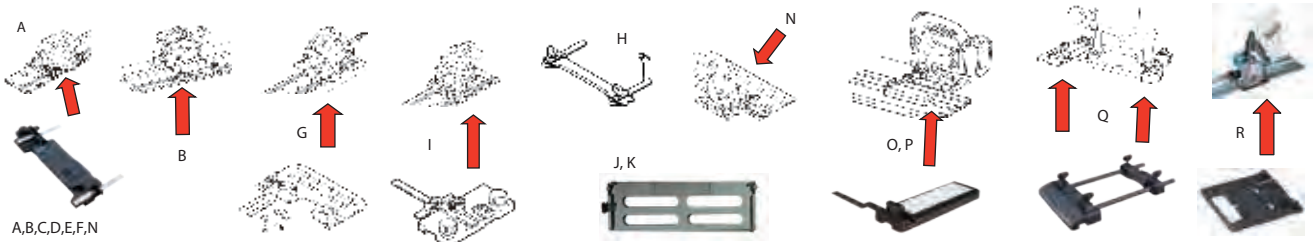
Model No.	Part No.
CA5000, DHS782, DHS783, DHS900, DSP600, DSP601, HS004G, HS009G, HS011G, SP001G, SP6000,	1913J9-2

## Guide Rail Adaptor

\*w/carton

Items	A	B	C	D	E	F (N)	G	H	I	J	K	N (F)		O	P	Q	R
	Circular saw											Jig saw			Router Trimmer	Cutter	
Models	HS7100 HS7101	DHS630 HS6100 HS6101	HS7601 HS7610 HS7611	DHS680	HS6600 HS6601	DHS630 HS6100 HS6101 HS7100 HS7101	HS0600	5705R	DHS660 DHS661	5903R	5103R		DJV141 DJV142 DJV180 DJV181 DJV182 JV001G JV002G		DJV184 DJV185 JV102D JV103D	**RT001G **DRT50 **RT0700C **RT0702C 3612BR RP0900 RP0910 RP110C RP1110C RP1800 RP1800F RP1801 RP1801F RP1802 RP1802F RP1803 RP1803F RP2300FC RP2301FC RP2302FC RP2303FC	DCC500 DCC501 4100KB, 4100NH2
Part No.	195837-9	195838-7	197005-0 *191B18-5	196953-0 *191B17-7	197462-2 *191B19-3	197252-3	198566-3 198570-2 (EU)	192505-5	199232-5	192506-3	192507-1	197252-3	193517-1	198704-7	194579-2	198673-2	
Conversion	Items B/C/D/E +	Items A/C/D/E +	Items A/B/D/E/F(N) +	Items A/B/C/E/F(N) +	Items A/B/C/D/F(N) +	Items C/D/E +			Items J/K +			Items A,B,C,D,E +	Item P + Bolt MSX10 922207-7	Item O + Bolt M4X8 922107-1			
Part No.	195840-0	195841-8	196994-6	196954-8	197463-0	195840-0 +			126971-4			347393-7					

\*\* Use with Plunge base assembly (P/N:195563-0 EU:196094-2)



# Milling/Planing

## Blade gauge assembly

Designed to work with Planers to set blades. The Gauge makes it quick and easy to properly set planer blades. Manufactured from high quality materials for added durability and long life.

Model No.	Part No.
DKP181	191C19-9



## Set plate

For uniform cutting width

Model No.	Size	Part No.
1100, DKP180, DKP181, KP0800	82	193540-6



## Triangular rule for blade adjustment

Model No.	Part No.
1600, KP312, KP312S	762001-3



## Sharpening holder assembly

For repeated blade use

Model No.	Part No.
DKP181	191C17-3



## Chamfering rule assembly

For chamfering applications, use the Chamfering Rule Assembly. For use with Planers. It installs quickly and easily. The set is made of high-quality materials for longer life.

Model No.	Part No.
DKP181	191C22-0





## Stand for hand planer

Model No.	Part No.
1100	194054-8
1911B	194057-2

## Stand for bench top planer

Provides easy set up and assembly. The sturdy construction makes it an ideal accessory to the planer.

Shape	Model No.	Part No.
	2012NB	193902-8
	2012NB	198689-7
		198688-9



## Dust bag

For cleaner work environment





Model No.	Part No.
DKP180, KP0800, KP0810, KP0810C	122793-0
DKP181	191C21-2
1911B	196300-5



## Edge fence, guide rule

Allows for straight cuts.



Shape	Description	Model No.	Part No.
	Guide rule assembly set	DKP181	191C23-8
	Guide rule set	1804N, 1805N	191454-3
	Guide rule set	1911B	191455-1
	Guide rule set	DKP180, KP0800	195055-9

# Milling/Planing

## Extension guide set

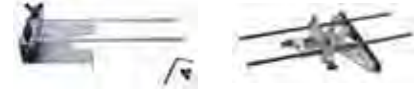
Use with Straight Guide Rule

Model No.	Part No.
1911B, DKP180, KP0800	191725-8



## Straight guide assembly for trimmer, router

Ideal for straight cuts



Shape	Description	Model No.	Size or type	Part No.
	Straight guide set	RD1101, RF1101, RP1101	-	193073-1
	Straight guide set	3612BR, DRT50, RD1101, RF1101, RP0900, RP0910, RP1110C, RP1111C, RP1800, RP1800F, RP1801, RP1801F, RP1802, RP1802F, RP1803, RP1803F, RP2300FC, RP2301FC, RT001G, RT0700C, RT0702C	Steel, Straight guide with micro adjustment	193312-9
		3612BR, DRT50, RD1101, RF1101, RP0900, RP0910, RP1101, RP1110C, RT001G, RT0700C, RT0702C	Steel, Straight guide with micro adjustment	193358-5
	Straight guide set	RP1800, RP1800F, RP1801, RP1801F, RP1802, RP1802F, RP1803, RP1803F, RP2300FC, RP2301FC	Alumnumi w/o mark of origin, with micro adjustment	194935-6
	Straight guide set	DRT50, RP0900, RP0910, RP1110C, RP1111C, RP1800, RP1800F, RP1801, RP1801F, RP1802, RP1802F, RP1803, RP1803F, RP2300FC, RP2301FC, RT001G, RT0700C, RT0702C	Alumnumi w/o mark of origin, with micro adjustment, with rot 8	195136-9
	Rod set	3612BR, RD1101, RF1101, RP0900, RP0910, RP1101, RP1110C, RP1111C, RP1800, RP1800F, RP1801, RP1801F, RP1802, RP1802F, RP1803, RP1803F, RP2300FC, RP2301FC, RT001G	8-58 w/M5	193292-9
			7-58 w/M5	193360-8
	Rod set	3612BR, RD1101, RF1101, RP0900, RP0910, RP1101, RP1110C, RP1111C, RP1800, RP1800F, RP1801, RP1801F, RP1802, RP1802F, RP1803, RP1803F, RP2300FC, RP2301FC	12-200	193359-3
				195137-7
		DRT50, RP0900, RP0910, RP1110C, RP1111C, RT001G, RT0700C, RT0702C	8-450	195138-5

## Trimmer guide holder

Model No.	Part No.
DRT50, RT001G, RT0700C, RT0702C	195564-8












## Router base assembly

Features a plunge capacity for easy penetration into the work piece.

Shape	Description	Model No.	Per pkg.	Part No.
	Base plate set	RD1101, RF1101, RP1101	-	193155-9
	Base plate set	RD1101, RF1101, RP1101	-	193373-9
	Base set	RD1101, RF1101, RP1101	-	193103-8
	Base set	RD1101	-	193104-6
	Base set	RP1101	-	193457-3
	Plunge base set	DRT50, RT001G, RT0700C, RT0702C	-	195563-0
			-	196094-2
			(4 PCS)	195815-9
			(4 PCS)	196098-4

## Trimmer base assembly

Shape	Description	Model No.	Type (Per pkg.)	Part No.
	Trimmer base set	DRT50, RT001G, RT0700C, RT0702C	-	196612-6
			(12 PCS)	196613-4
				196614-2
				196615-0
	Trimmer base set	DRT50, RT001G, RT0700C, RT0702C	Transparent base	199089-4
	Tilt base set	DRT50, RT001G, RT0700C, RT0702C	-	198987-9
			(12 PCS)	198988-7
	Offset base set	DRT50, RT001G, RT0700C, RT0702C	-	195562-2
			(4 PCS)	196093-4
				196922-1
				195814-1
				196097-6
				196921-3
	Trimmer base assembly set	3709, 3710, 3711, 3712, DRT52	Transparent base Fine depth adjustment	194267-1
			Transparent base	194268-9
	Trimmer base assembly set	3709, 3710, 3711, 3712	For chamfering Fine depth adjustment	194269-7
			For chamfering	194270-2
	Trimmer base set	4403	-	192482-1
	Trimmer base set	4403	Fine depth adjustment	192484-7
	Trimmer base set	4403	-	192483-9
	Trimmer base set	4403	Fine depth adjustment	192485-5
	Trimmer base set	3707, 3707F, 3707FC, 3708F, 3708FC	-	197574-1

## Grip attachment for trimmer

Model No.	Part No.
DRT50, RT001G, RT0700C, RT0702C	196924-7



## Circular guide set for cut-out tool

Ideal guide for precision circular cuts

Model No.	Part No.
3706, DCO181	193448-4
	193454-9



# Milling/Planing

## Collet cone & Collet nut

\*With Poly bag & header



Model No.	Wrench size	Collet cone		Collet nut
		Size	Part No.	Part No.
DCO180 DCO181	17mm	3mm	763679-5	763258-9
		6mm	763678-7	
		1/8"	763677-9	
		1/4"	763676-1	
		1/4"	*197038-5	



Model No.	Wrench size	Collet cone		Collet nut
		Size	Part No.	Part No.
3706	17mm	6mm	763607-0	763606-2
		1/8"	763660-6	
		1/4"	763608-8	

## Collet corn / Collet nut

Trimmer, Sash routerand Router



\*For Brazil, Argentina & Chile

Model No.	Wrench size	Collet cone		Collet nut
		Size	Part No.	Part No.
N3701, 3708/F/FC, 3709*, 3710*	10mm	6mm	763607-0	763606-2
	17mm	1/4"	763608-8	
3703, 3709, 3710, 3711, 3712, 4403, DRT52	10mm	6mm	763662-2	763661-4
	17mm	1/4"	763663-0	
DRT50, RT001G, RT0700C, RT0702C, RP0900	13mm 22mm	6mm	763636-3	763615-1
		8mm	763618-5	
		1/4"	763637-1	
3600H, 3612, 3612BR, 3612C	13mm	12mm	763628-2	763629-0
	24mm	1/2"	763622-4	
RP0910, RP1110C, RP1111C	17mm	6mm	**193180-0	763652-5
		8mm	**193178-7	
RD1101, RF1100, RF1101, RP1101	27mm x2	1/4"	**193214-9	763674-5
		1/2"	**193215-7	
RP1800/ F, RP1802/ F, RP1801/ F, RP1803/ F, RP2300FC, RP2301FC, RP2302FC, RP2303FC	24mm	12mm	763628-2	763674-5
		1/2"	763622-4	
4403	10mm	6mm	763662-2	763661-4
	17mm	1/4"	763663-0	

## Collet sleeve



Model No.	Collet size	Bit size	Part No.
RP1800/ F, RP1802/ F, RP1801/ F, RP1803/ F, RP2300FC, RP2301FC, RP2302FC, RP2303FC 3600H, 3601B 3612, 3612BR 3612C	1/2"	1/4"	763803-0
	1/2"	3/8"	763805-6
	1/2"	10mm	763806-4
	12mm	6mm	763801-4
	12mm	8mm	763804-8
	12mm	10mm	763807-2
	12mm	1/4"	763808-0

## Templet guide (Metric size)

\*for fast production of complicated shapes by using templet

\*\*DRT50, RT001G, RT0700C, RT0702C: Use with Plunge base assembly

Model No.		A (mm)	B (mm)	C (mm)	Part No.
DRT50, DRT52 3709, 3710, 3711, 3712 N3701, RT001G RT0700C, RT0702C		8	10	9.5	*343577-5
DRT50**, 3612BR, RP0900, RP1800/ F RP1802/ F RP1801/ F RP1803/ F RP2300FC, RP2301FC RP2302FC; RP2303FC RT001G**, RT0700C**, RT0702C**		7.7	9.5	11.5	164379-4
		9	11	13	164775-6
		10	12	9	164388-3
		11	12.7	13	164776-4
		14	17	20	165366-6
		14.5	16	13	193043-0
		18	20	13	164393-0
		22	24	13	165364-0
		24	27	13	164470-8
		27	30	13	164471-6
		37	40	13	165046-4
		37	40	13	164472-4
		RP0910, RP1110C, RT1111C		7.7	9.5
9	11			11.5	193331-5
10.5	12			14	193332-3
11	12.7			11.5	193333-1
14	17			20	165365-8
14.5	16			11.5	193334-9
18	20			13	193335-7
22	24			13	193340-4
24	27			13	193336-5
25	29			13	193337-3
27	30			13	193338-1
37	40			13	193339-9

## Templet guide (Metric size)

Model No.		A (mm)	B (mm)	C (mm)	Part No.
3600H, 3601B		7.7	9.5	8	323448-2
		9	11	5	323023-4
		11.1	12.7	14.3	321472-9
		10.9	12.7	8	323449-0
		14	16	8	323018-7
		14	16	14.5	321308-2

## Templet guide (Inch size)

Model No.		A	B	C	Part No.
RF1100, RF1101, RD1100, RD1101, RP1100, RP1101		57/64"	1"	7/16"	193235-1
		21/32"	3/4"	9/16"	193261-0
		11/32"	7/16"	5/32"	193262-8
		13/32"	1/2"	5/16"	193263-6
		9/32"	3/8"	5/16"	193264-4
		5/8"	5/4"	9/16"	193265-2
		17/32"	5/8"	9/16"	193266-0
		1/4"	5/16"	5/32"	193267-8

## Templet guide adapter 30

(For B & D, Porter-Cable two-piece templet guide)







Nut M30  
Part No. 252627-4  
Templet guide adapter 30  
Type A or Type B

Templet guide 25  
Part No. 321812-1  
Plunge base assembly (P/N:195563-0 (EU:196094-2)) is also necessary.

Model No.	Type	Part No.
DRT50**, 3612BR, RP0900, RP1800/ F, RP1802F, RP1801/ F, RP1803/ F, RP2300FC, RP2301FC, RP2302FC, RP2303FC, RT001G**, RT0700C** RT0702C**	A	321492-3
3600H, 3601B	B	321493-1



## Flange & lock nut

Lock Nut is used to secure Grinding Wheels, Cut-Off Wheels, Diamond Blades and Multi-Discs for a variety of applications.

Shape	Description	Model No.	Size	Per pkg.	Part No.
	Inner flange	PC5010C	45	-	224399-1
			42	-	224415-9
			14-45	-	224490-5
			47	-	192227-7
	Lock nut	PC5010C	14-48	-	224515-5
			5/8-48	-	224517-1
			16-48	-	224523-6
	Lock nut	PC5000C, PC5001C, PC5010C	14-45	-	224554-5
			5/8-45	-	224568-4
	Toolless lock nut set	PC5010C	-	-	195354-9
			-	(20 PCS)	195462-6

## Dust collection wheel guard

For cleaner work environment

Shape	Description	Model No.	Size	Part No.
-	Dust collect cover k set	PC5010C	125 mm	191S70-5
	Dust collection cover set	PC5010C	115/125 mm	195238-1
				195239-9
				196575-6
	Dust collection cover set	PC5010C	125 mm	196845-3

## Dust cover



For cleaner work environment

Model No.	Part No.
PC5010C	198719-4



## Wheel guard

For increased safety

Shape	Description	Model No.	Size	Part No.
	Toolless wheel cover assembly	PC5010C	125 mm	123145-8
	Wheel cover assembly	PC5010C	125 mm	122911-0

## Grip, loop handle for angle grinder

Provides increased comfort on the job

Shape	Description	Model No.	Part No.
	Grip complete	PC5010C	158237-4
	Vibration proof grip set	PC5010C	194514-0

## Repair brush

Model No.	Part No.
PC5000C, PC5001C	194921-7
PC5010C	196880-1



## Chain oil

For reducing saw chain wear

Model No.	Part No.
7104L	199897-3



# Vacuum Cleaner System charts

Hose connection 28

Hose connection 38

Hose connection 32


## For Dust Collecting

\*for Model DVC261, DVC265, DVC660, DVC665 only

<b>Model</b> VC006GM VC007GL 	<b>Model</b> VC002GL VC004GL DVC157L DVC867L 	<b>Model</b> VC3211H VC3211M VC2211M VC3210L VC2510L VC1310L 	<b>Model</b> VC009G VC012G DVC265 DVC665 DVC350 	<b>Model</b> DVC750L 	<b>Model</b> VC3012L/M VC4210L/M 	<b>Model</b> VC2012L VC2512L VC3011L 
---	---	---	---	---	---	--

**Hose 28mm**

1.0m \*143787-2 without front cuffs  
 1.5m A-34235 with front cuffs 22, 38  
 2.5m 195437-5 with front cuffs 22, 24, 38  
 3.5m 195433-3 with front cuffs 22, 24, 38  
 5.0m 195436-7 with front cuffs 22, 24, 38  
 5.0m A-34229 with front cuffs 22, 38



**Hose 38mm**  
with front cuffs 38

1.5 198757-6  
 2.5 195434-1  
 5.0 195435-9



**32-B Hose 32mm**  
4m P-84084




**32-B Hose 32mm**  
3.5m P-81739



**Front cuffs**

Front cuffs 38  
195545-2


Front cuffs 22  
195547-8



**Front cuffs 24**  
195546-0



**Joint 22-38**  
195548-6



**Front cuffs 24**  
195546-0



**Tool adaptor**  
Quicksystem ø24 (set)  
P-70378  
Quicksystem ø38 (set)  
W107418688



**Tool adaptor**

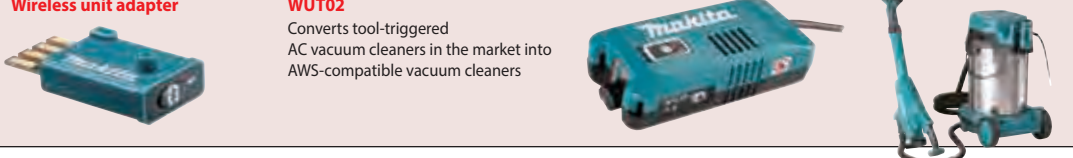


**Attachments**



**AWS**  
Auto-start Wireless System

**Wireless unit adapter**  
WUT02  
Converts tool-triggered AC vacuum cleaners in the market into AWS-compatible vacuum cleaners



## Front cuffs, Joint & Hose Connection


**Hose 28mm**

Supplied with both Front cuffs 22 and 38

Rear cuffs (free)

Front cuffs 38: Inner dia. 38.0mm, Outer dia. 44.2mm

Front cuffs 22: Inner dia. 22.4mm, Outer dia. 25.0mm



**Hose 38mm**

Rear cuffs (free)

Front cuffs 38: Inner dia. 38.0mm, Outer dia. 44.2mm

Front cuffs 38

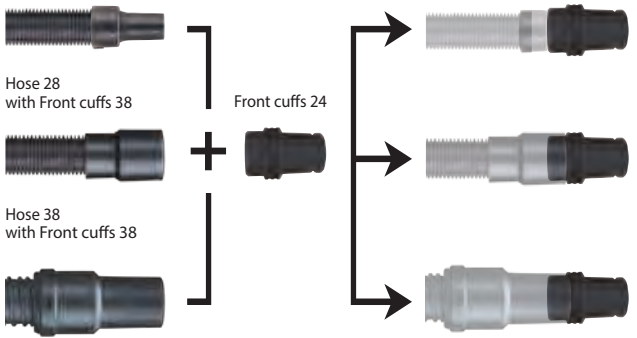


**Front cuffs 38, Front cuffs 22 and Front cuffs 24 connection**

Hose 28 with Front cuffs 22 + Front cuffs 24 → [Diagram showing connection]

Hose 28 with Front cuffs 38 + Front cuffs 24 → [Diagram showing connection]

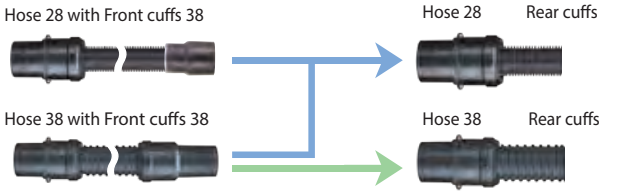
Hose 38 with Front cuffs 38 + Front cuffs 24 → [Diagram showing connection]



**Hose to hose connection**

Hose 28 with Front cuffs 38 → Hose 28 Rear cuffs


Hose 38 with Front cuffs 38 → Hose 38 Rear cuffs



**Joint 22-38 connection & size**

Hose with with Front cuffs 38 + Joint 22-38 → [Diagram showing connection]

Size: Inner dia. 22.4mm, Outer dia. 25.0mm





**A**

**W/ Ø28mm Hose**

Model  
 VC002GL / VC004GL VC3211H / VC3211M VC008G / VC009G DVC350  
 DVC157L / DVC867L VC2211M / VC3210L VC011G / VC012G  
 VC2510L / VC1310L DVC660 / DVC665  
 DVC261 / DVC265

**W/ Front cuffs**

38 24 22

**B**

**W/ Ø38mm Hose**

Model  
 VC001GL / VC003GL VC005GL / DVC155L  
 DVC156L / DVC860L DVC861L / DVC865L  
 DVC866L / DVC750L

**W/ Joint 22-38**

**C**

**W/ Ø32mm Hose**

Model  
 VC2012L / VC2512L VC3011L / VC2000L

**W/ Tool adapter 24**

P-81745

**Adapter 38 (option)**

P-70421

**D**

**W/ Ø32mm Hose**

Model  
 VC3012M / VC3012L VC4010M / VC4010L

**W/ Tool adapter**

24 38

P-70378 W107418688

## Demolition hammer & Rotary hammer

**A B**  
Front cuffs 22 or 38

**C D**  
Tool adapter 24

\*grip base for dust cup is also necessary  
 \*\*With Sensomatic chip

**A B**  
Front cuffs 22

**C D**  
Tool adapter 24

\*grip base for dust cup is also necessary

	Model	Operation mode	Vacuum attachment set		Cuffs size
			Type	Parts No.	
Electric breaker	HM1501, HM1502, HM1511, HM1512	---	W/o Hose	191M21-2 191M23-8**	Hose 28 without cuffs
			W/ Hose	191M20-4 191M22-0**	Cuffs 24 or cuffs 38
Demolition hammer	HM1306, HM1307C/CB, HM1317C/CB, HM1802, HM1812	---	W/o Hose	197168-2 197170-5**	Hose 28 without cuffs
			W/ Hose	197148-8 197172-1**	Cuffs 24 or cuffs 38
Demolition hammer	HM001G, HM002G, HM0830, HM0870C, HM0871C, HM1101C, HM1111C, HM1201, HM1203C, HM1205C, HM1213C, HM1214C	---	W/o Hose	199143-4 199017-9**	Hose 28 without cuffs
			W/ Hose	199142-6 199014-5**	Cuffs 24 or cuffs 38
Rotary hammer	DHR400, HR005G, HR4013C, HR4003C	Drilling / Hammer	---	197148-8 197172-1**	Cuffs 22
	HR5212C, HR5202C	Drilling / Hammer	---	196858-4	Cuffs 22
	HR006G	Drilling / Hammer	---	191N81-0 191N82-8**	Cuffs 22
	HR4002, HR4501C, HR4510C, HR4511C,	Drilling / Hammer	---	196074-8	Hose 28 without cuffs
	HR5212C, HR5202C, HR4002, HR4501C, HR4510C, HR4511C, HR4041C, HR4030C, HR4013C, HR4003C, HR3541C, DHR400, HR005G, HR006G	Hammer	W/ Hose	199144-2 199019-5**	Hose 28 without cuffs
			W/o Hose	199143-4 199017-9**	Hose 28 without cuffs
Rotary hammer	HR140D, HR166D, DHR164, DHR165, DHR171, DHR182, DHR202, DHR262, DHR263, DHR264, HR1840, HR2230, HR2470, HR2470F, HR2470FT, HR2470T, HR2475, HR2800, HR2810, HR2810T, HR2811F, HR2811FT,	Drilling	Dust collector set	193472-7	Cuffs 22
	*DHR164, *DHR165, *HR166D, *DHR171, *DHR182, *DHR202, *DHR241, *DHR262, DHR263, *HR1840, *HR1841F, *HR2230, HR2470, HR2470F, HR2475, HR2800, HR2810, HR2811F	All	Dust cup set	198362-9 198376-8 (EU)	Cuffs 22
	DHR242, DHR280, DHR282, HR001G, HR003G, HR2300, HR2600, HR2601, HR2601F, HR2630, HR2631F, HR2641, HR2651, HR2652, HR2653, HR2663, HR3001C, HR3011F, HR007G	All	Dust cup set	195173-3	Cuffs 22
	DHR243, DHR281, DHR283, HR002G, HR004G, HR2320T, HR2630T, HR2631FT, HR2653T, HR3012F	All	Dust cup set	195179-1	Cuffs 22
	DHR183, HR010G	Drilling	Dust cup set	1911P8-4	Cuffs 22
	HR010G	Chipping / chiseling	Bellows B	**413N62-7	Cuffs 22

\*\*Simply by replacing the drilling bellows (195179-1) with Bellows B

# System charts

## Circular saw and Plunge Cut Circular Saw

\*Inner flange is also necessary.

\*\*with shortlever



**A B**  
Front cuffs  
22 or 38  
or


**C D**  
Tool adapter  
24  
+  
Joint 25-50  
192349-3  
or  
Tool adapter  
24\*

\* not needed  
Front cuffs 24

Model	Dust nozzle set and Joint set		Cuffs size
	Description	Parts No.	
DHS630	Dust nozzle set	194314-8	Cuffs 22
DHS631	Dust nozzle set	196995-4	Cuffs 22
DHS660, DHS661	Dust nozzle set	199230-9	Cuffs 24
HS012G, DHS680	Dust nozzle set	196961-1	Cuffs 24
DHS710	Dust nozzle set	196520-1	Cuffs 24
DHS711	Dust nozzle set	196843-7	Cuffs 24
DHS780, DHS781, DHS782, DHS783	Dust nozzle set	196520-1	Cuffs 24
HS009G, HS010G, HS011G	---	---	Cuffs 24
DHS900, DHS901, DSP600, DSP601	---	---	Cuffs 24
DSS501	Dust nozzle set	194415-2	Cuffs 22
DSS611	Dust nozzle set	199460-2	Cuffs 22
RS001G	---	---	Cuffs 24
RS002G	---	---	Cuffs 38
5007NB	Dust nozzle set	199711-3	Cuffs 24
5007MGA, 5007MG	Dust nozzle set	199716-3	Cuffs 24
5007N, 5007NF	Dust nozzle set	199712-1	Cuffs 24
5008MG, 5008MGA	Dust nozzle set	194489-3	Cuffs 38
5103R	Joint( W/O screw)/ Joint set (W / screw x2)	415426-7/ 192419-8	Cuffs 38
5104, 5104S	Joint set	199427-0	Cuffs 38
5143R	Joint	192490-2	Cuffs 38
N5900B, 5902B	Joint set	193068-4/ 193823-4	Cuffs 38
5903R	Joint set	192419-8	Cuffs 38
HS003G, HS004G	Dust nozzle set	196520-1	Cuffs 24
HS301D	Dust nozzle set	195334-5	Cuffs 22
HS0600	Dust nozzle set	198263-1 / 198265-7	Cuffs 24
HS6100, HS6101	Dust nozzle set	195801-0	Cuffs 24
HS6600	Dust nozzle set	196843-7 / 196520-1	Cuffs 24
HS6601	Dust nozzle set	196520-1	Cuffs 24
HS7000	Dust nozzle set	197221-4 / 196520-1	Cuffs 24
HS7010	Dust nozzle set	196520-1	Cuffs 24
HS7100, HS7101	Dust nozzle set	195801-0	Cuffs 24
HS7600	Dust nozzle set	197221-4 / 196520-1	Cuffs 24
HS7010, HS7610, HS7611	Dust nozzle set	198933-2	Cuffs 24
HS7601, HS7610, HS7611	Dust nozzle set	196520-1	Cuffs 24
SP6000, SP001G	---	---	Cuffs 24

## Angle grinder to diamond wheel

\*Inner flange is also necessary.



**A B**  
Front cuffs  
22 or 38  
or















**C D**  
Tool adapter  
24

Model	Dust collection wheel guard for diamond wheel		Cuffs size
	Wheel guard type	Parts No.	
100mm Triple notches bearing box models	A	198414-6	Cuffs 22
	C	199294-3	Cuffs 38
100mm Single notch bearing box models	A	198413-8	Cuffs 22
	C	199295-1	Cuffs 38
9500NB, N9500N	C + Rubber sleeve	192212-0 + 192202-3	Cuffs 22
125mm Triple notches bearing box models	A	198416-2	Cuffs 22
	C	196845-3	Cuffs 38
125mm Single notch bearing box models	A	198415-4	Cuffs 38
	B	192968-5 / 192972-4	Cuffs 38
	C	196846-1	Cuffs 38
125mm X-Lock models	C	191G05-4	Cuffs 38
125mm Toolless wheel cover (Slide lever style) models	C	191G06-2	Cuffs 38
180mm Triple notches bearing box without brake models	D	198514-2*	Cuffs 38
180mm Twin notches bearing box models & Single notch bearing box models	B	194303-3	Cuffs 38
230mm Triple notches bearing box without brake models	D	198379-2(M14 spindle) 198440-5(EU) 198509-5 (5/8" spindle) 198510-0 (M16 spindle)	Cuffs 38
230mm Twin notches bearing box models & Single notch bearing box models	B	194044-1	Cuffs 38
230mm Single notch bearing box models	D	198380-7 (M14 spindle) 198511-8 (5/8" spindle) 198380-7* (M16 spindle)	Cuffs 38
	B	194044-1	Cuffs 38


## Angle grinder to cup diamond wheel









Model	Dust collection wheel guard for cup diamond wheel		Cuffs size
	Wheel size	Parts No.	
125mm Toolless wheel cover 5 notches bearing box models	125mm	191W05-0	Cuffs 38
125mm Triple notches bearing box models	125mm	191W06-8	Cuffs 38
125mm Single notch bearing box models	125mm	195236-5 195237-3 195250-1	Cuffs 38
180mm / 230mm Triple notches bearing box models	180mm	195384-0 195385-8 197584-8 191X44-6 1911K1-3	Cuffs 38
180mm / 230mm Twin notches bearing box models	180mm	195387-4 195388-2	Cuffs 38

For Model	Suction Systems and Part No.
<b>Belt Sander</b> DBS180, 9032 	<b>Dust nozzle assembly</b> 122652-8 
<b>Belt Sander</b> 9031 	
<b>Finishing Sander</b> DBO380, DBO381, DBO382, DBO480, DBO481, DBO482, DBO484, 9046, BO3710, BO3711, BO4900/V, BO4901, BO4555, BO4556, BO4565, BO4566, BO4557, BO4558  	
<b>Random Orbit Sander</b> BO5030, BO5031, BO5040, BO5041, BO6030, BO6040, DBO180 	
<b>Multi Tool</b> DTM52 ————— 191R02-6 DTM51 ————— 199627-2 DTM50 ————— 199621-4 TM3000C ————— 199618-3 TM3010C ————— 199624-8 	<b>Dust attachment set</b> 
<b>Belt Sander</b> 9404, 9902, 9903, 9910, 9911, 9920, 	
<b>Random Orbit Sander</b> BO6050 	<b>Front cuffs24</b> 195546-0 
<b>Nozzle complete</b> 143376-8 	
<b>Cordless Drywall Sander</b> DSL801 	<b>Front cuffs24</b> 195546-0 








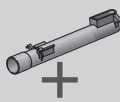



**A**  
**Front cuffs**  
**22** 

**B**  
**Front cuffs**  
**22-38**   
 195548-6


**C**  
**Tool adapter**  
**24**   
 +  
**Joint 25-50**  
 192349-3   
 or  
**Tool adapter**  
**24\*** 




**D**  
**Tool adapter**  
**38**   
 +  
**Joint 22-38**  
 195548-6   
 or  
**Tool adapter**  
**24\*** 




\* not needed  
 Front cuffs 24

For Model	Suction Systems and Part No.
<b>Jig Saw</b> JV183D, 4326, 4327, 4328, 4329, JV0600  	
<b>Jig Saw</b> DJV180, 4350T/CT/FCT, 4351T/CT/FCT  	<b>Dust Nozzle</b> 417853-4 
<b>Cordless Jig Saw</b> DJV181, DJV182 ————— 126331-0 DJV184, DJV185 ————— 413F05-1 JV001G, JV002G ————— 122C71-6 JV102D, JV103D ————— 457801-1  	<b>Dust nozzle assembly</b>  + <b>Front cuffs 24</b> 195546-0 
<b>Cordless Metal Cutter</b> DC5553 Do not use the vacuum cleaner for metal cutting. 	<b>Dust cap assembly</b> 127482-2 

**A**  
**Front cuffs**  
**22** 

**B**  
**Front cuffs**  
**22-38**   
 195548-6













**C**  
**Tool adapter**  
**24**   
 +  
**Joint 25-50**  
 192349-3   
 or  
**Tool adapter**  
**24\*** 

**D**  
**Tool adapter**  
**38**   
 +  
**Joint 22-38**  
 195548-6   
 or  
**Tool adapter**  
**24\*** 

\* not needed  
 Front cuffs 24


















# System charts

For Model	Suction Systems and Part No.
<b>Angle Cutter</b> 4114, 4114S 	<b>Elbow joint 32</b> 192613-2 
<b>Dustless Cutter</b> 4100KB 	
<b>Cordless Dustless Cutter</b> DCC500 	
<b>Wall Chaser</b> SG1251 	
<b>Concrete Planer</b> PC5000C, PC5001C, PC5010C 	
<b>Belt Sander</b> 9924DB 	<b>Joint 32</b> 192518-6 
<b>Belt Sander</b> 9403 	<b>Joint 32</b> 192349-3 
<b>Wheel Sander</b> 9741 	<b>Joint</b> 410899-9 

- A**  
Front cuffs  
38 
- B**  

- C**  
Front cuffs  
38 
- D**  
Tool adapter  
38 

For Model	Suction Systems and Part No.
<b>Cordless Slide Compound Miter Saw</b> DLS713, DLS714 	
<b>Slide Compound Saw</b> LS0714/F/FL/L, LS0815F/FL, LS1017L, LS1018/L, LS0816F, LS1110F 	
<b>Miter Saw</b> LS1030N, LS1440 	
<b>Compound Miter Saw</b> LS1040/F, LS1045, LS1221 	<b>A</b> <b>Front cuffs 38*</b> 
<b>Cordless Compound Miter Saw</b> DLS600 	<p>*Except model: VC008G / VC009G DVC660 / DVC665 DVC261 / DVC265</p>
<b>Flip Over Saw</b> LF1000 	<b>B</b> 
<b>Table Top Miter Saw</b> LH1040/F, LH1201FL 	<b>C</b> <b>Front cuffs 38</b> 
<b>Slide Compound Saw</b> LS1019/L, LS1219/L 	<b>D</b> <b>Tool adapter 38</b> 
<b>Slide Compound Saw</b> LS1019/L, LS1219/L 	<b>Front cuffs 24</b> 195546-0 
<b>Cordless Slide Compound Miter Saw</b> LS002G, LS003G, LS004G, DLS110, DLS111, DLS112, DLS211, DLS212 	



For Model	Suction Systems and Part No.
<b>Table Saw</b> 2704N	<b>Joint</b> 419093-0
<b>Table Saw</b> 2703	<b>Joint 55</b> 192799-2
<b>Table Saw</b> MLT100N	<b>Dust port</b> JM27000090
<b>Table Saw</b> 2712	
<b>Band Saw</b> LB1200F	<b>Joint</b> 419093-0
<b>Scroll saw</b> SJ401	<b>Rubber sleeve 36-38</b> A-30617



\*Except model:  
VC008G / VC009G  
DVC660 / DVC665  
DVC261 / DVC265  
DVC350

For inner dia. 76 mm  
Hose Vacuum Cleaner

<b>Planer</b> 2012NB	<b>Hood set</b> 193036-7 Outer dia. 76 mm
-------------------------	---

For Model	Suction Systems and Part No.
<b>Power Planer</b> KP001G, DKP181, KP0810/C	
<b>Power Planer</b> DKP180, KP0800	<b>Nozzle</b> 451329-1
<b>Power Planer</b> 1805N	<b>Chip cover</b> 415452-6
<b>Power Planer</b> 1100	<b>Nozzle for vacuum cleaner</b> 192082-7
<b>Power Planer</b> 1911B	
<b>Power Planer</b> KP0800, 1804N, 1805N, KP312/S	



\*DVC350  
Cannot be used  
with Planer models



### Nozzle assembly



### Joint













\*Elbow












Model No.	Part No.
N1900B	191569-6
N1923B	152464-5
KP0800, DKP180	451329-1
1804N	JPA122278 (122278-6)
1805N	JPA122277 (122277-8)
KP312/S	193733-5

Model No.	Part No.
DKP180, DKP181, KP0810/ C, KP0800	*191C20-4
1804N, 1805N, 1806B, KP312/S	181575-9

# System charts

For Model	Suction Systems and Part No.
<b>Plate Joiner</b> PJ7000, DPJ180 	<div style="border: 1px solid black; padding: 5px; margin-bottom: 5px;"> <b>A</b>  <b>Front cuffs</b>                      22*  </div> <div style="font-size: small; margin-bottom: 5px;">                     *DVC350                      Cannot be used                      with Router models                 </div> <div style="border: 1px solid black; padding: 5px; margin-bottom: 5px;"> <b>B</b>  <b>Front cuffs</b>                      22-38  </div> <div style="border: 1px solid black; padding: 5px; margin-bottom: 5px;"> <b>C</b>  <b>Tool adapter</b>                      24                       +  <b>Joint 25-50</b>                      192349-3  </div> <div style="border: 1px solid black; padding: 5px;"> <b>D</b>  <b>Tool adapter</b>                      38                       +  <b>Joint 22-38</b>                      195548-6  </div>
<b>Cut-out Tool</b> 3706 	
<b>Dust collection cover</b> 193449-2 	
<b>Cordless Cut-out Tool</b> DCO181, DCO180 	
<b>Cordless Drywall saw</b> DSD180, SD100D 	
<b>Router</b> RP1111C, RP1110C, RP0910 	

For Model	Suction Systems and Part No.
<b>Router</b> RP1802/ F, RP1803/ F, RP1801/ F, RP1800/ F, RP2302FC, RP2303FC RP2301FC, RP2300FC 	<b>Dust nozzle</b> 194934-8 
3612BR	192035-6
<b>Router</b> RD1101, RF1101, RP1101 	<b>Dust nozzle</b> 193379-7 
<b>Router</b> RP0900, **RT0700C, **RT0702C <b>Cordless Router</b> **RT001G, **DRT50 	<b>Dust nozzle</b> 194733-8 
** Use with Plunge base assembly	
<b>Trimmer</b> RT0700C RT0702C 	<b>Dust nozzle</b> 195559-1 
<b>Cordless Trimmer</b> RT001G, DRT50 	

Makita recommend to use 38mm hose when you use Router











### For Cleaning















\*for Model DVC261, DVC265, DVC660, DVC665, VC008G, VC009G, VC011G, VC012G only

Color

<p><b>Model</b> VC006GM DVC156L VC007GL DVC860L VC001GL DVC861L VC003GL DVC865L VC005GL DVC866L DVC155L</p> 	<p><b>Model</b> VC3211H VC3211M VC2211M VC3210L VC2510L VC1310L</p> 	<p><b>Model</b> VC008G VC011G DVC261 DVC660 DVC350</p> 
---	--	--

<p><b>Hose 38mm</b> with front sleeve (front cuffs 32A) 1.5m 199388-4</p> 	<p><b>Hose 32mm</b> with front sleeve (front cuffs 32A) 1.0m*199453-9 1.7m 199493-7</p> 	<p><b>Hose 28mm</b> 1.0m *143787-2 5.0m 195436-7 1.5m 144408-9 5.0m A-34229 1.5m 152992-0 2.5m 195437-5 3.5m 195433-3</p> 
---	---	---

<p><b>Bending pipe assembly with pipe lock</b> without sleeve 140G26-3 (front cuffs 32A)</p> 	<p><b>Bending pipe assembly with pipe lock</b> with sleeve 127093-3</p> 	<p><b>Bending pipe assembly</b> without sleeve 458184-2 (front cuffs 32A)</p> 	<p><b>Bending pipe assembly</b> with sleeve 126756-8</p> 	<p><b>Front cuffs 22</b> 195547-8</p> 
--	---	---	---	---

<p><b>Cyclone attachment set with pipe lock*</b></p> <ul style="list-style-type: none"> <li><input type="radio"/> 191D71-3 / 191D70-5</li> <li><input checked="" type="radio"/> 191D73-9 / 191D72-1</li> </ul> 	<p><b>Cyclone attachment set*</b></p> <ul style="list-style-type: none"> <li><input type="radio"/> 199491-1 / 191D74-7</li> <li><input checked="" type="radio"/> 191D75-5 / 199553-5</li> </ul> 	<p><b>Aluminum Telescopic pipe</b> (L=591-943mm) 191X62-4</p>  <p>for others vacuum cleaner nozzles 32mm (1-1/4")</p>	
<p><b>Straight pipe with pipe lock</b> <b>Aluminum Telescopic pipe 28L</b> (L=590-942mm) 199633-7 Bending pipe assembly with pipe lock (140G26-3) set 191B15-1</p>  <p><b>Plastic Telescopic pipe 28L</b> (L=590-950mm) 127605-2</p>  <p><b>Plastic straight pipe 28L with pipe lock</b> (L=479mm) <input type="radio"/> 459353-8 <input type="radio"/> 459356-2 <input checked="" type="radio"/> 458942-6</p>  <p><b>Plastic straight pipe 28L with pipe lock</b> (L=340mm) for Cyclone attachment set <input type="radio"/> 191D76-3 <input checked="" type="radio"/> 191D77-1</p> 	<p><b>Straight pipe</b> <b>Plastic Telescopic pipe 28</b> (L=500-850mm) 198560-5</p>  <p><b>Plastic straight pipe 28</b> (L=465mm) <input type="radio"/> 451424-7 <input type="radio"/> 451241-5 <input type="radio"/> 451244-9 <input checked="" type="radio"/> 456587-4</p>  <p><b>Plastic straight pipe 28</b> (L=320mm) for Cyclone attachment set <input type="radio"/> 191D79-7 <input checked="" type="radio"/> 191D80-2</p> 	<p><b>Aluminum joint pipe</b> (L=465mm) 199844-4</p>  <p><b>Aluminum straight pipe 32</b> (L=465mm) 199843-6</p>  <p>for others vacuum cleaner nozzles 32mm (1-1/4")</p>	
		<p><b>F/C switching t-nozzle 32</b> 1912F9-8</p> 	<p><b>Tapered nozzle set</b> 192236-6</p> 

<p><b>28mm Tip attachments</b></p> <p><b>Nozzle assembly</b> Flat type 199454-7</p> 	<p><b>F/C switching t-nozzle 28</b> Flooring &amp; carpet <input type="radio"/> 198183-9 <input type="radio"/> 199431-9</p> 	<p><b>Seat nozzle 120 set</b> For automobile 140H95-0</p> 	<p><b>Round brush</b></p> <ul style="list-style-type: none"> <li><input type="radio"/> 198552-4</li> <li><input type="radio"/> 198878-4</li> <li><input type="radio"/> 198553-2</li> <li><input checked="" type="radio"/> 198555-8</li> </ul> 
<p><b>F/C switching t-nozzle 28</b> Flooring &amp; carpet 191G86-8</p> 	<p><b>Nozzle assembly</b> Floor t-nozzle 28 <input type="radio"/> 123485-4 <input type="radio"/> 123486-2 <input type="radio"/> 123488-8 <input checked="" type="radio"/> 123539-7</p> 	<p><b>Mat nozzle 120</b> For automobile 459056-4</p> 	<p><b>Shelf brush</b></p> <ul style="list-style-type: none"> <li><input type="radio"/> 198537-0</li> <li><input type="radio"/> 198873-4</li> <li><input type="radio"/> 198538-8</li> <li><input checked="" type="radio"/> 198540-1</li> </ul> 
<p><b>Nozzle assembly</b> Floor t-nozzle 28 <input type="radio"/> 127825-8 <input type="radio"/> 127827-4 <input checked="" type="radio"/> 127828-2</p> 	<p><b>Floor/carpet t-nozzle</b> For rug / carpet <input type="radio"/> 198149-9 <input type="radio"/> 198528-1 <input type="radio"/> 198527-3 <input checked="" type="radio"/> 198529-9</p> 	<p><b>Brush nozzle set</b> 191M30-1</p> 	<p><b>Soft brush 360 complete set</b> 140H94-2</p> 
<p><b>Nozzle assembly</b> Floor/carpet t-nozzle 28 <input type="radio"/> 191X06-4</p> 	<p><b>Nozzle assembly</b> For rug / carpet 122291-4</p> 	<p><b>Sash nozzle</b> <input type="radio"/> 413770-6 <input type="radio"/> 413859-0 <input checked="" type="radio"/> 413809-5</p> 	<p><b>Rubber nozzle 330 set</b> *422437-5</p> 
		<p><b>Long sash nozzle 330</b> <input type="radio"/> 198919-6 <input type="radio"/> 198990-0 <input checked="" type="radio"/> 198992-6 <input type="radio"/> 191D65-8</p> 	<p><b>Flexible rubber nozzle 28</b> *197901-2</p> 
		<p><b>Crevice nozzle 415</b> 199439-3</p> 	<p>*These nozzles cannot be attached directly to Bending pipe assembly use with telescopic pipes or straight pipes.</p>

# Vacuum Cleaner System charts

38mm Tip attachments

Hose connection 32

28mm Tip attachments

<b>Model</b> VC006GM VC007GL VC001GL VC003GL VC005GL DVC155L DVC156L DVC860L DVC861L DVC865L DVC866L		<b>Model</b> VC3211H VC3211M VC2211M VC3210L VC2510L VC1310L		<b>Model</b> VC008G VC011G DVC261 DVC660  DVC350	
---	---	--	---	--	--

**Cleaning set**

- Hose complete 38-2.5
- Straight pipe
- Bending pipe
- Nozzle assembly
- Corner nozzle

195439-1



**Hose 38mm**

- 1.5m 198757-6
- 2.5m 195434-1
- 5m 195435-9



**Bending pipe assembly 38**

1912G5-3




**Bent pipe** 192562-3

**Straight pipe** 192563-1












**Aluminum Telescopic pipe 38**

L=606-958mm  
1912G4-5



**38mm Tip attachments**

<b>Nozzle assembly</b> Flat type (Dry) 199455-5		<b>Universal type</b> (Dry/Wet) 195551-7		<b>Wide Type</b> (Wet model only) A-47846	
<b>F/C switching t-nozzle 38</b> Flooring & carpet 191G87-6		<b>Compact type A</b> (Dry) 195549-4		<b>Round brush</b> 191657-9	
<b>F/C switching t-nozzle</b> Flooring & carpet (Dry) 198184-7 / 198533-8		<b>Compact type B</b> (Wet model only) 195550-9		<b>Corner nozzle</b> 410306-2	

**Model**  
 VC3012L  
 VC4210L  
 VC3012M  
 VC4210M



**Model**  
 VC2012L  
 VC2512L  
 VC3011L



**Model:**  
 DCL184, CL121D



**Hose 32mm**  
 4m  
 P-84084




**Hose 32mm**  
 3.5m  
 P-81739




**Curved hand tube inox**  
 P-70346

A



**Extension tubes**  
 ø35x520mm black 2 pcs  
 P-72942



**Extension tubes**  
 ø35x350mm 3pcs  
 W107418350

B



**Floor nozzle**  
 D36x260  
 (Dry/Wet)  
 W107402706



**Floor nozzle**  
 D36x300(Dry/Wet)  
 P-81789

C



**Floor nozzle**  
 Universal Type(Wet)  
 W000014295




**Corner nozzle**  
 ø35x300  
 W6084

D




**Corner nozzle**  
 ø35x200  
 Use with P-81745  
 W000029541



**Cleaning set**  
 A, B, C, D set  
 W107418349



**28mm Tip attachments**



**Flexible rubber nozzle 28**  
 197901-2



**Blower nozzle complete**  
 140J64-3







# Filter & Dust bag



**for Dust (Powder)**

**for Wet & Dry**

**Compatible with usual Poly bags or Paper filters, allowing for:**

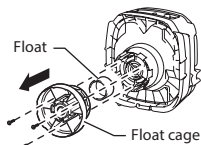


- Quick and easy dust disposal
- Lower-running cost compared with paper dust bag



	VC006GM, VC007GL (Wet & Dry)	VC001GL, VC003GL (Wet & Dry)	VC002GL, VC004GL, VC005GL (Dry)	DVC155L, DVC865L, DVC860L (Wet & Dry) DVC156L, DVC157L, DVC861L, DVC866L, DVC867L (Dry)	VC3211H, VC3211M, VC2211M, VC2201M (Wet & Dry)	VC3210L, VC2510L (Wet & Dry)	VC1310L (Wet & Dry)
<b>Powder filter set</b> Dry only  *HEPA filter for Dry use only	1911B6-0 *1911B7-8 	*191V70-3 	*191V70-3 	*197166-6 	VC3211H: *196251-2 VC3211M, VC2211M VC2201M: *196252-0 	195441-4 *191F82-0 	195438-3 
<b>Damper set</b>	1911B4-4 	191V68-0 	191V68-0 	195552-5 	196254-6 	195552-5 	195552-5 
<b>Pre-filter set</b>	1911B5-2 	191V69-8 	191V69-8 	195553-3 	196253-8 	VC3210L: 195612-3 VC2510L: 195554-1 	195553-3 
<b>Cloth filter</b> Wet & Dry		144625-1 	144625-1 191V71-1 VC005G only 	140248-3 			
<b>Water filter</b> Wet only It is recommended using water filter when picking up large amount of water repeatedly.	1910N0-0 	191V67-2 		195555-9 DVC155L, DVC865L, DVC860L only 		VC3210L: 195611-5 VC2510L: 195556-7 	195555-9 
<b>Dust paper filter 7L (5pcs)</b> for dry powder				A-49541 			A-49541 
<b>Filter bag set 10L/15L/25L/35L (5pcs)</b> for dry dust	35L: 1910Y4-9 	10L: 1912R3-4 VC001GL, VC002GL, VC005GL, DVC860L, DVC861, DVC865L, DVC866L, DVC867L 15L: 195557-5 VC003GL, VC004GL, DVC155L, DVC156L, DVC157L 			25L: 195558-3 	25L: 195558-3 VC3210L only 15L: 195557-5 VC2510L only 	15L: 195557-5 
<b>Poly bag set (10pcs)</b>	1910R3-2 	195432-5 	195432-5 	195432-5 	195440-6 	195440-6 	195432-5 

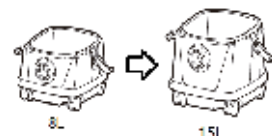
To use powder filter, remove the float cage and float by removing the bolts.






**Capacity up tank set**

DVC860L, DVC861L, DVC865L, DVC866L, DVC867L

\* "HEPA filter" Mark on tank



<p><b>With pipe lock Model:</b></p> <p>CL001G  CL114FD                   CL002G  CL117FD                   CL003G                   DCL283F                   DCL284F                   DCL285F                   DCL286F </p> 	<p><b>Model:</b></p> <p>DCL180  CL108FD                   DCL181F  CL100D                   DCL182                   CL183D                   CL106D                   CL107FD </p> 	<p><b>Model:</b></p> <p>CL070D                   CL072D </p> 
--	--	--

**Cyclone attachment set with pipe lock**



- 191D71-3 / 191D70-5
- 191D73-9 / 191D72-1

**Dust capsule conv, kit Cyclone unit set**

Compatible model:  
 CL001G, \*CL003G, DCL283F, DCL284F, \*DCL286F, DCL180, CL181F (\*Standard Equipment)

- 1910D3-4
- 1910D4-2
- 1910D5-0



**Cyclone attachment set**




- 199491-1 / 191D74-7(USA)
- 191D75-5 / \*199553-5(USA)

\*Included sensormatic

**Flexible hose set**

- 191496-7
- 198868-7
- 198545-1
- 198547-7



**Flexible hose set**

191E30-3




**Straight pipe**

**Plastic Telescopic pipe 28**  
 (L=500-850mm)  
 ○ 198560-5

**Plastic straight pipe 28** (L=465mm)  
 ● 451424-7  
 ○ 451241-5  
 ● 451244-9  
 ● 456587-4

**Plastic straight pipe 28** (L=320mm) for Cyclone attachment set  
 ○ 191D79-7  
 ● 191D80-2




**Straight pipe with pipe lock**

**Plastic telescopic pipe 28L with pipe lock**  
 (L=479-719mm)  
 Compatible model: CL001G, CL002G, CL003G, DCL283F, DCL284F, DCL285F, DCL286F  
 ○ 1910Y3-1

**Plastic straight pipe 28L with pipe lock**  
 (L=479mm)  
 ○ 459353-8  
 ● 459356-2  
 ● 458942-6

**Plastic straight pipe 28L with pipe lock**  
 (L=340mm) for Cyclone attachment set  
 ○ 191D76-3  
 ● 191D77-1



**28mm Tip attachments**

**Nozzle assembly**  
 Floor t-nozzle 28

- 127825-8
- 127827-4
- 127828-2
- 127826-6



**Seat nozzle 28**  
 For automobile

- 199038-1
- 199041-2
- 199039-9




**Round brush**

- 198552-4
- 198878-4
- 198553-2
- 198555-8




**Rubber nozzle 330 set**  
 \*422437-5

\*These nozzles cannot be attached directly to Bending pipe assembly use with telescopic pipes or straight pipes.



**Nozzle assembly**  
 Floor/carpet t-nozzle 28

- 191X06-4
- 122B71-0




**Seat nozzle 120 set**  
 For automobile 140H95-0

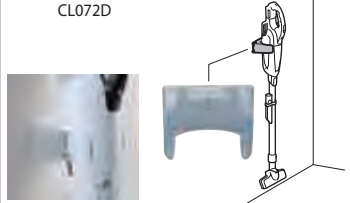


**Shelf brush**

- 198537-0
- 198873-4
- 198538-8
- 198540-1



**Holder set** Part No. 199971-7  
 Model: CL001G, CL002G, DCL283F, DCL284F, DCL285F, DCL180, DCL180F, DCL181F, DCL182, DCL182F, CL114FD, CL107FD, CL072D



**F/C switching t-nozzle 28**  
 Flooring & carpet 191G86-8



**Mat nozzle 120**  
 For automobile 459056-4




**Soft brush 360 complete set**  
 140H94-2



**F/C switching t-nozzle 28**  
 Flooring & carpet

- 198183-9
- 199431-9



**Brush nozzle set**  
 191M30-1




**Sash nozzle holder 28**  
 For Plastic straight pipe

Model:  
 CL001G, CL002G, CL003G, DCL283F, DCL284F, DCL285F, DCL286F, CL114FD, CL117FD

- 459036-0
- 459354-6
- 459355-4
- 459038-6


Others Model  
 ● 416043-6  
 ○ 451242-3  
 ● 451245-7  
 ● 456585-8

Plastic straight pipe  
 Sash nozzle holder 28  
 Sash nozzle



**Nozzle assembly**  
 Floor t-nozzle 28

- 123485-4
- 123486-2
- 123488-8
- 123539-7



**Sash nozzle**

- 413770-6
- 413859-0
- 413809-5




**Cleaner stand set** Part No. 1911L1-0  
 For holding Makita cordless cleaner in an upright position.

Model: CL001G, CL002G, CL003G, CL070D, CL100D, CL102D, CL106FD, CL107FD, CL108FD, CL111D, CL114FD, CL117FD, CL183D, DCL180, DCL181F, DCL182, DCL283F, DCL284F, DCL285F, DCL286F




**Floor/carpet t-nozzle**  
 For rug / carpet

- 198149-9
- 198528-1
- 198527-3
- 198529-9




**Long sash nozzle 330**

- 198919-6
- 198990-0
- 198992-6
- 191D65-8



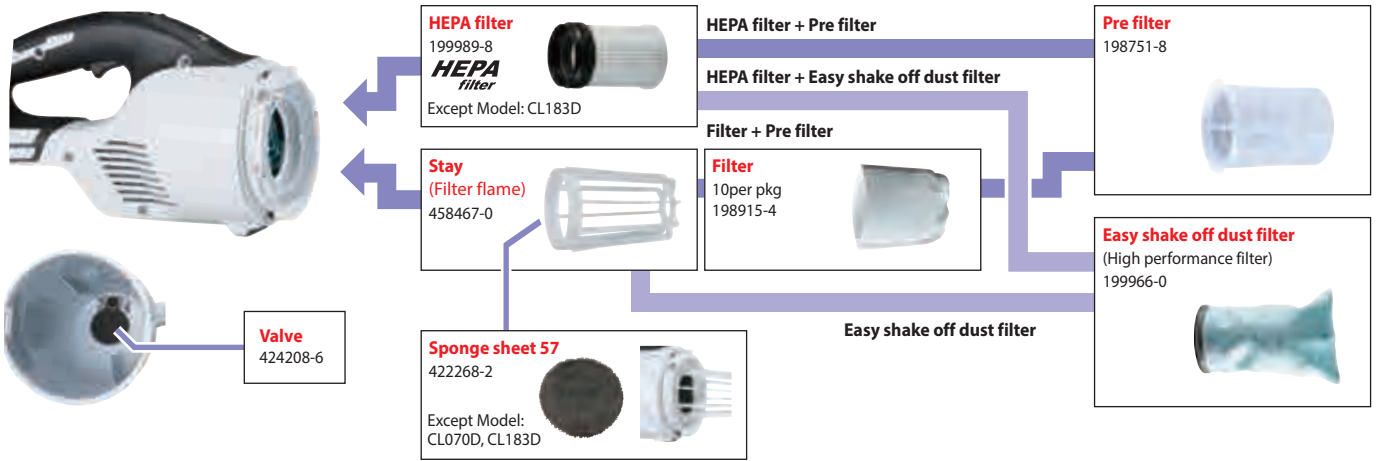
**Nozzle assembly**  
 For rug / carpet 122291-4



**Crevice nozzle 415**  
 199439-3



## Capsule type cleaner Model: CL001G, DCL283F, DCL284F, DCL181F, DCL180F, DCL180, CL183D, CL108FD, CL106FD, CL070D



**HEPA filter**  
199989-8  
**HEPA filter**  
Except Model: CL183D

**HEPA filter + Pre filter**

**HEPA filter + Easy shake off dust filter**

**Filter + Pre filter**

**Pre filter**  
198751-8

**Stay (Filter flame)**  
458467-0

**Filter**  
10per pkg  
198915-4

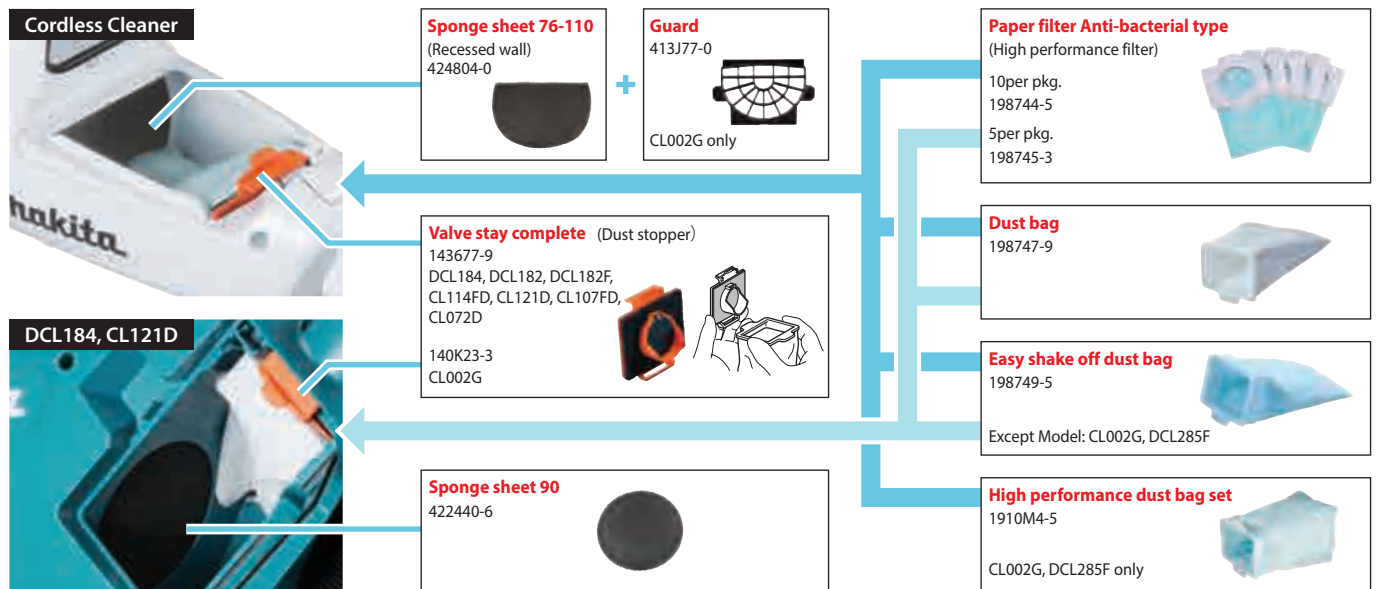
**Easy shake off dust filter**

**Easy shake off dust filter (High performance filter)**  
199966-0

**Valve**  
424208-6

**Sponge sheet 57**  
422268-2  
Except Model:  
CL070D, CL183D

## Paper bag type cleaner Model: CL002G, DCL285F, DCL182, DCL182F, CL114FD, CL121D, CL107FD, CL072D, DCL184, CL121D



**Cordless Cleaner**

**Sponge sheet 76-110 (Recessed wall)**  
424804-0

**Guard**  
413J77-0  
CL002G only

**Paper filter Anti-bacterial type (High performance filter)**  
10per pkg.  
198744-5  
5per pkg.  
198745-3

**Valve stay complete (Dust stopper)**  
143677-9  
DCL184, DCL182, DCL182F,  
CL114FD, CL121D, CL107FD,  
CL072D  
140K23-3  
CL002G

**Dust bag**  
198747-9


**Easy shake off dust bag**  
198749-5  
Except Model: CL002G, DCL285F

**DCL184, CL121D**

**Sponge sheet 90**  
422440-6

**High performance dust bag set**  
1910M4-5  
CL002G, DCL285F only

## New cyclone unit Model: CL001G, CL003G, DCL283F, DCL284F, DCL286F, DCL180, DCL181F



Compatible model:  
CL001G, DCL283F,  
DCL284F, DCL180,  
DCL181F

Part No.  
1910D3-4

CL003G, DCL286F  
(Standard  
Equipment)

Part No.  
1910D4-2

Part No.  
1910D5-0

**Cyclone unit**

**Sponge sheet 62**  
422909-0  
(Standard Equipment)

**HEPA filter** **HEPA filter**  
1910C9-5

**High performance filter set**  
1910C7-9  
(Standard Equipment)

**Sponge filter**  
422908-2  
(Standard Equipment)

## Cleaner carrying bag

Cleaner body, battery, charger and accessories can be stored together.



Except Model: CL003G, DCL286F, DCL184, CL121D  
(LxWxH: 600x210x190mm) Part No. 199901-8  
with shoulder belt/ Part No. 161904-2



Model: DCL184, CL121D  
(LxWxH: 490x210x230mm) Part No. 199900-0  
with shoulder belt: Part No. 162544-9

**Cordless Upright Cleaner** Model: DVC560, VC010G

**28mm Tip attachments**

**Seat nozzle 28**  
For automobile  
○ 199038-1  
● 199041-2  
● 199039-9

**Long sash nozzle 330**  
○ 198919-6  
● 198990-0  
● 198992-6  
● 191D65-8

**Seat nozzle 120 set**  
For automobile  
140H95-0

**Crevice nozzle 415**  
199439-3

**Mat nozzle 120**  
For automobile  
459056-4

**Round brush**  
○ 198552-4  
○ 198878-4  
● 198553-2  
● 198555-8  
● 191D67-4

**Brush nozzle set**  
191M30-1

**Shelf brush**  
○ 198537-0  
○ 198873-4  
● 198538-8  
● 198540-1

**Sash nozzle**  
○ 413769-1  
○ 413770-6  
● 413859-0  
● 413809-5

**Soft brush 360 complete set**  
140H94-2

**Grip assembly set**  
Dusts can be thrown away by removing Dust case of Cyclone attachment.  
1912B1-6

**Filter bag set**  
10pcs. set  
191T96-3

**Dust bag set**  
191Y86-6

**Main filter h set**  
191E39-5  
**HEPA filter**

**Brush complete set**  
DVC560: 1910T8-6  
VC010G: 1914B1-8

**Cordless Portable Vacuum Cleaner** Model: DVC750L

**For Cleaning Hose Complete**  
28-2.0m with Front cuffs 38  
140G04-3

**Dry only**

**Wet only**

**Filter complete (HEPA filter)**  
Dry 162518-0  
**HEPA filter**

**Pre filter and Damper set**  
Dry only 199827-4

**Damper**  
422449-8

**Pre filter**  
162635-6

**Shoulder Belt Set**  
199486-4

**38mm Tip attachments**

**Wide Nozzle**  
458891-7

**Sash Nozzle**  
458919-1

**Round brush**  
191657-9

**Corner nozzle**  
410306-2

**Joint 22-38**  
195548-6

**Tapered nozzle set**  
192236-6

**Joint 38**  
418500-0

**28mm Tip attachments**

# Backpack Vacuum Cleaner for selectable filters & Carrying bag and Robotic Cleaner

## Backpack Vacuum Cleaner Model: VC008G, VC011G, VC012G, VC009G, DVC660, DVC665, DVC261, DVC265

VC011G, VC012G, DVC660, DVC665

**Dust bag assembly**  
191C30-1

**Filter bag set** (Paper dust bag)  
10per pkg.  
191C26-2

**Main filter H set (HEPA filter)**  
191D12-9

**HEPA filter**

VC008G, VC009G, DVC261, DVC265

**Dust bag assembly**  
197898-5  
197899-3(EU)

**Filter bag set** (Paper dust bag)  
10per pkg.  
197903-8

**Filter set assembly (HEPA filter)**  
191Y27-2 (VC008G, VC009G)  
127725-2 (DVC261, DVC265)

**HEPA filter**

**Harness cover set**

Washable harness cover made of a mesh material for improved breathability

VC008G, VC009G,  
VC011G, VC012G,  
DVC660, DVC665  
DVC261, DVC265

191Y14-1



**Protection cover set**

When using Backpack vacuum cleaner in tight spaces etc., Protection cover is very helpful to prevent the scratches on surrounding objects caused by hitting cleaner.

DVC261, DVC265

1910S4-7


VC008G, VC009G

1911W4-1



## Robotic Cleaner Model: DRC200, DRC300

DRC200



**Boundary line tape (15m roll)**

SH00000231 (EU)  
SH00000240 (USA, AU)



**Turn brush cover**

SH00000064



**Side brushes**

SH00000321 (Soft)  
SH00000065 (Standard)



**Power brush**

SH00000320 (Soft)  
SH00000063 (Standard)  
SH00000319 (Combination)




**Filter**

SH00000213



DRC300




**Side brush assembly set**

191P26-0 (Soft) for tatami mats, etc.  
191P28-6 (Standard)



**Main brush complete set**

191P20-2 (Soft) for tatami mats, etc.  
191P22-8 (Standard)



**Bottom plate assembly set**

191P24-4




**Magnet tape set**

191P18-9  
5m long,  
with double-sided tape



**Filter H complete set**

191P31-7



**Sponge sheet set**

191X35-7

Sponge part to be attached to Bumper for protection of surrounding objects from damage



# Dust management

## MAKPAC adapter set



Model No.	Part No.
VC1310L, VC2201M, VC2211M, VC2510L, VC3210L, VC3211M	198599-8 (EU) 198730-6

## 28mm Hose



Length (m)	Hose type	Front cuffs	Included items	Part No.
1.0	Antistatic hose	without cuffs	---	143787-2
1.5		without cuffs	---	144408-9
1.5		Front cuffs 38	---	152992-0
1.5		Front cuffs 38	Front cuffs 22	A-34235
2.5		Front cuffs 22	Front cuffs 38 Front cuffs 24	195437-5
3.5		Front cuffs 38	Front cuffs 22 Front cuffs 24	195433-3
5		Front cuffs 38	Front cuffs 22	A-34229
5		Front cuffs 38	Front cuffs 22 Front cuffs 24	195436-7

## Front cuffs for 28mm hose or joint

Type	Hose side	Cuffs type	Part No.
Front cuffs 22	28mm hose w/o cuffs	cuffs 22	195547-8
Front cuffs 38	28mm hose w/o cuffs	cuffs 38	195545-2
Front cuffs 24	Cuffs 22 or Cuffs 38	cuffs 24	195546-0
Joint 25 set	Cuffs 24	cuffs 22	192349-3
Rubber sleeve 18-21	Cuffs 22	For 18-21mm pipe	192202-3
Holder cuff set Front cuff 22 Front cuff 24, Holder 10-33,	28mm hose w/o cuffs	cuffs 22 or cuffs 24	195637-7

## Holder 10-33 for 28mm hose



Hose size	Part No.
28	195544-4

## Hose band



Hose size	Part No.
28/32/38	166116-2

## Belt hook complete



Hose size	Part No.
	141873-3

## Hose 38mm



Length (m)	Hose type	Front cuffs	Included items	Part No.
1.5	Antistatic hose	Front cuffs 32A	Bending pipe	199388-4

## 28mm Bending pipe



Matching hose set / Matching cuffs	Matching pipe	Part No.
28mm hose w/o cuffs	28L	127093-3
Front cuffs 32A		140G26-3
28mm hose w/o cuffs	28	126756-8
Front cuffs 32A		458184-2

## 28mm Bending pipe & Aluminum Telescopic pipe set



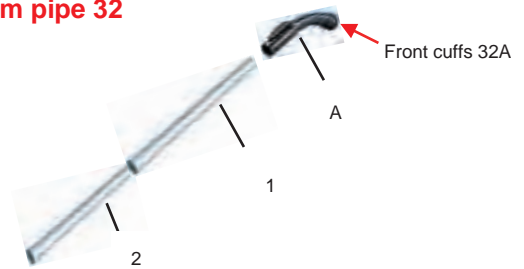
Matching cuffs	Matching nozzle	Part No.
Front cuffs 32A	28	191B15-1

## 28mm Bending pipe & Telescopic pipe set



Matching cuffs	Matching nozzle	Part No.
Front cuffs 32A	28	191G89-2

## Aluminum pipe 32



Item	Description	Matching cuffs	Material	Part No.
A	28mm Bending pipe	Front cuffs 32A	Plastic	458184-2
1	Aluminum joint pipe 32 (L=465mm)	---	Aluminum	199844-4
2	Aluminum straight pipe 32 (L=465mm)	---	Aluminum	199843-6

## Cleaning set

- Includes one each of:
- Extension tubes
- Crevice nozzle ø35x300
- Curved hand tube inox
- Floor nozzle D36x300 wet/dry



Model No.	Part No.
VC3012L/M, VC4210L/M	W107418349

## Joint



Joint type	Part No.	Third party vacuum cleaner nozzles
C38	191M79-1	Proteam Side Winder
B35	191M78-3	KARCHER Nilfisk
A32	191M77-5	PACVAC SHOPVAC Proteam

## Hose stand



Part No.
197323-6

## Hose 38mm



Length (m)	Hose type	Front cuffs	Part No.
1.5	Antistatic hose	Front cuffs 38	198757-6
2.5	Antistatic hose	Front cuffs 38	195434-1
5	Antistatic hose	Front cuffs 38	195435-9

## Joint 38mm hose

Type	Hose side	Nozzle side	Part No.
Front cuffs 24	Cuffs 22 or Cuffs 38	Cuffs 24	195546-0
Joint 22-38	Cuffs 38	Cuffs 22	195548-6
Joint 38	Cuffs 38	Nozzle 28	418500-0
Joint H	Cuffs 38	Nozzle 32	424009-2
Nose joint 38	Cuffs 38	Cuffs 38	415021-3
Joint 55 assembly	Cuffs 38	56 mm pipe	192799-2
Joint 70	Cuffs 38	70mm pipe with O-ring	181575-9
Joint 45	Cuffs 38	75mm Hose	191852-1


## Cleaning set

- Hose complete 38-2.5
- Straight pipe
- Bending pipe
- Nozzle assembly
- Corner nozzle



Part No.
195439-1

## Aluminum pipe 38



Item	Description		Part No.
1	Bending pipe	Aluminum	192562-3
2	Straight pipe	Aluminum	192563-1
3	Stopper + Screw M4x20	---	451350-0 + 911138-5

## Aluminum telescopic pipe 38



Length (mm)	Part No.
606-958	1912G4-5

## 32mm Hose B type



Model No.	Size	Length (m)	Part No.
VC3012L/M, VC4210L/M	32B	4	P-84084
VC2012L, VC2512L, VC3011L	32B	3.5	P-81739

## Tool adaptor

- Quicksystem ø24 (set)
- Quicksystem ø38 (set)
- Tool adaptor 24
- Joint 25-50
- adapter 35/38
- Tool cuff adapter 24
- Tool cuff adapter 38

Model No.	Description	Part No.
VC2000L, VC2012L, VC2512L, VC3011L	Tool adaptor 22 quick set	W107418661
	Tool adaptor with regulation	P-81745
	Tool adaptor 38 VC2012L, VC2512L, VC3011L	W107418680
VC3012L/M, VC4210L/M	Quicksystem ø24 (set)	P-70378
	Quicksystem ø38 (set)	W107418688
VC2012L, VC2512L, VC3011L	with regulation	P-81745
	Joint 25-50	192349-3
VC3012L/M, VC4210L/M VC2012L, VC2512L, VC3011L	adapter 35/38	P-70421
	Tool cuff adapter 24	P-70415
VC3012L/M, VC4210L/M	Tool cuff adapter 38	P-70421

## Dust management

### 32mm Curved hand tube inox



Model No.	Part No.
VC3012L/M, VC4210L/M	P-70346

### 32mm Extension tubes



Model No.	Description	Part No.
VC3012L/M, VC4210L/M	ø35x350mm 3pcs	W107418350
VC2000L, VC2012L, VC2512L, VC3011L	ø35x520mm black 2pcs	P-72942

### Nozzle 32

Floor nozzle D36x300



Model No.	Type	Dry / Wet	Part No.
VC3012L/M, VC4210L/M	D36x300	Dry / Wet	P-81789
VC2000L, VC2012L, VC2512L, VC3011L	D36x260	Dry / Wet	W107402706
VC2000L, VC2012L, VC2512L, VC3011L	Universal Type	Dry / Wet	W000014295

### Corner nozzle 32

\*Use with P-81745



Model No.	Size	Part No.
VC3012L/M, VC4210L/M	ø35x300	W6084
VC2000L, VC2012L, VC2512L, VC3011L	ø35x200	*W000029541

### Filter & bag

Model No.	Description	Per pkg.	Part No.
VC2000L, VC2012L, VC3011L, VC2512L,	Fleece filter bag (Filter bag)	5	P-72899
	Pre Disposal bag	5	P-70297
VC4210M / L	PTFE Flat filter	1	W107418351
	Motor cooling filter PET	1	W107418352
	Fleece filter bag (Filter bag)	5	W107418353
	Long-Life Filter bag	1	W107418354
	Pre Disposal bag	5	W107418355
VC3012M / L, VC2512L, VC3011L	PET Filtselent	1	P-70219
VC3012M / L, VC2512L, VC3011L	Fleece Filter bags	5	P-84078
	Pre Disposal bag	5	P-70297

### For DCL501



	Type	Part No.
Hose	-	SH00000034
Straight pipe	Adjustable length	SH00000060
Nozzle assembly	Flooring & carpet	SH00000058
Crevice nozzle	-	SH00000042

### Wiper nozzle set (for blowing away)



Model No.	Part No.
DUB185, DUB186, UB100D, UB101D, UB1102, UB1103	191M32-7

### Brush zozle set



Model No.	Part No.
DUB185, DUB186, UB100D, UB101D, UB1102, UB1103	191M30-1

### Nozzle assembly, Bending long nozzle set for vacuum & blow



\*Garden Nozzle Assembly Set for blow

Model No.	Size(mm)	Part No.
DUB182, DVC350	220	132025-7
	430	134182-7
UB100D, UB101D, DUB185, DUB186, UB1102, UB1103	220	123245-4
	430	123246-2
	540	*191G09-6

### Tapered nozzle set for blow



Nozzle assembly

Nozzle assembly (P/N:132025-7) is also necessary

Model No.	Color	Part No.
DVC350, UB100D, UB101D, DUB182, DUB185, DUB186	Gray	192236-6

### Flexible hose, straight pipe, set

(Total length: 95cm)



Model No.	Part No.
DUB185, DUB186, UB100D, UB101D, UB1102, UB1103	196643-5

### Flexible hose set



Model No.	Part No.
DUB185, DUB186, UB100D, UB101D, UB1102, UB1103	191M34-3

### Dust box assembly



Model No.	Part No.
LS0714, LS0714F, LS0714FL, LS0814FL, LS1216, LS1216FL, LS1216L	194175-6



# Dust management

## Dust Bag



Model		Part No.
Blower	DUB185, DUB186, UB100D, UB101D UB1102, UB1103	123241-2
Vacuum cleaner	DVC350	122918-6
Cutter	4100KB, DCC500, DCC501	126738-0
Belt sander	9924DB	122296-4
	9404, 9902, 9903, 9920	122591-2
	9403	122562-9
	9910, 9911	122548-3
Plunge cut saw	SP6000	122562-9
	DSP600, DSP601, SP001G	126599-8
Slide compound saw / Miter saw / Table top miter saw / Flip over saw	DLS110, DLS111, DLS112, DLS211, DLS212, DLS713, DLS714, LS003G, LS004G, LS008G, LS009G, LS0714/ F/ FL/ L, LS1019, LS1019L, LS1030N, LS1040/ F, LS1045, LS1216/F/FL/L, LS1219/ L, LS1221, LF1000, LH1040/ F	122852-0
	LH1201FL, LS1017L, LS1018/ L	JM23100501
	LS0815F/FL, LH1201FL	JM23510010
	LS1510	122321-1
	DLS610, LS001G, LS002G	127512-9
	DLS600	122884-7
Power planer	1100/N	STEX122312
	1911B, 1912B	122402-1
	N1900B, N1923B	122230-4
	DKP180, DKP181, KP0810/ C, KP001G, KP0800	191C21-2
Concrete planer	PC5000C, PC5001C	122853-8
Plate jointer	DPJ180, PJ7000	123150-5
Orbital sander	BO4900, BO4900V, BO6030	151517-7
	BO3710, BO3711	140115-2
Finishing sander / Random orbit sander	DBO180, DBO480, DBO481, DBO482, BO4555, BO4556, BO4557, BO4558, BO4565, BO4566, BO5030, BO5031, BO5040, BO5041	135222-4
	DBO380, DBO381	140115-2

## Vacuum attachment



Model No.	No.	Description	Part No.
DUB363	1+2	Vacuum Kit Set	191P37-5
	2	Dust Bag Set	191P40-6

## Pipe, End pipe, Flat nozzle & others accessory

\*Adapter pipe 71 set are also necessary.  
 \*\*Adapter pipe 80-72 set are also necessary.  
 \*\*\*Adapter pipe 85-72 set are also necessary.  
 \*\*\*\*Adapter pipe set MG set are also necessary.

Model No.	Items	Part No.
DUB184	Front Nozzle Set	183P96-3
DUB362	Long Nozzle Set	183R02-0

Model No.	Items	Part No.
DUB363	End Nozzle 72 Set	183R01-2
DUB363	Pipe 90-72 Assembly Set	183R06-2
UB001C UB001G	End nozzle 80 set	191P97-7
DUB184** DUB362 DUB363 UB001C*** UB001G*** UB400MP**** UB401MP****	Extension nozzle	197888-8
	Flat nozzle	197889-6
DUB184** DUB362* DUB363 UB001C*** UB001G*** UB400MP**** UB401MP****	Gutter nozzle set (2.9m) Extension Pipe 72 (0.9m P/N:459816-4) x3 Nozzle (P/N:162790-4) x1 Hose Clamp 75-90 (P/N:281030-2) x2 Hose Clamp 85-100 (P/N:281031-0) x1	191B03-8
DUB362 DUB363	Adapter pipe 71 set	191J13-3
DUB184	Adapter pipe 80-72 set	191L13-5
UB001C UB001G	Adapter pipe 85-72 set	191L96-5
UB400MP UB401MP	Adapter pipe set MG	191C15-7
UB001G DUB184 DUB362	Shoulder belt	166094-6
UB001C + DPC1200 UB001C + DPC01	Band Assembly set	191J48-4
	T shape vacuum nozzle assy	GB00000165
DUB187	Dust bag assy	GB00000185
	Sholder harness assy	GB00000038


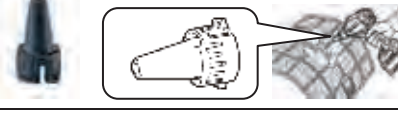


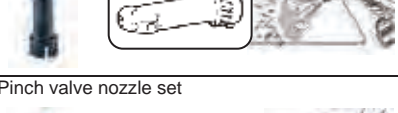



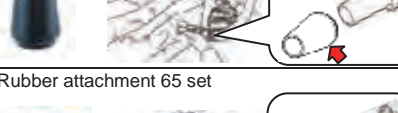


# Dust management

## Cordless Dust Blower accessories

For model:

AS001G, DAS180

\*1 Used by attaching to Nozzle 13 and Air vent hose

Item	Description	Part No.
Nozzle 13 set 	Nozzle diameter: $\varnothing$ 13mm Nozzle diameter: $\varnothing$ 13mm (Same as the caliber of the machine) • For blow-off works • For inflating large play pools, etc.	191X15-3
Nozzle 7 set 	Nozzle diameter: $\varnothing$ 7.0mm For filter cleaning	191X13-7
Nozzle 3 set 	Nozzle diameter: $\varnothing$ 3.0mm	191X11-1
Flexible nozzle complete set 	Nozzle diameter: $\varnothing$ 6.0x800 (Hose) For blowing dust away from OA equipment or narrow spaces where this machine cannot enter	191X21-8
Wide range nozzle set 	Nozzle diameter: $\varnothing$ 6.0mm (each hole) For wide range blow-off	191X19-5
Pinch valve nozzle set 	Nozzle diameter: $\varnothing$ 7.0mm For inflating/deflating inner tubes and beach balls	191X17-9
Long nozzle set 	Nozzle diameter: $\varnothing$ 8.0mm • For cleaning anchor holes • For cleaning narrow spaces that are out of reach Nozzle 13 set (191X15-3) is also necessary.	191X78-9
Air vent hose complete set 	Nozzle diameter: 13mm (Same as the caliber of the machine) For inflating/deflating inner tubes and beach balls (Remove Dust cap complete from the machine and attach this hose.)	191X23-4
Rubber attachment 20-30 set 	Nozzle diameter: 7.0mm For deflation large play pools and inflatable beds etc.*1 Air vent hose complete set (191X23-4) and nozzle 13 set (191X15-3) are also necessary.	191X25-0
Rubber attachment 65 set 	Nozzle diameter: $\varnothing$ 65mm For deflating futon (bedding) compression bag*1 Air vent hose complete set (191X23-4) and nozzle 13 set (191X15-3) are also necessary.	191X27-6
Filter C complete set 	For use of the machine in a dusty environment (Remove Dust cap complete from the machine and attach this Filter.)	191X29-2

## Power washer accessories for DHW080, HW1200, HW1300 & HW001G


Shape	Models	Part No.
Trigger gun set 	DHW080, HW001G HW1200, HW1300	197842-2
Variospray nozzle set 	HW001G	1912Y4-1
Variospray nozzle ext. set 	HW001G	1912Y5-9
Variospray lance set 	HW001G	1912Y6-7
Variable short gun set 	DHW080, HW001G	191M52-1 (TAIWAN)
Variable nozzle set 	DHW080, HW001G HW1200, HW1300	197822-8
Vario spray lance set 	DHW080 HW1200, HW1300	191U88-8
Vario spray nozzle set 	DHW080 HW1200, HW1300	191U86-2
Extension set 	DHW080, HW001G HW1200, HW1300	191U84-6
Variospray lance set 	DHW080, HW001G HW1200, HW1300	197876-5
Cyclone jet nozzle set 	DHW080, HW001G HW1200, HW1300	197824-4
Cyclone guard set 	DHW080, HW001G HW1200, HW1300	197864-2
Under body spray lance set 	DHW080, HW001G HW1200*, HW1300* (*for 110-127V)	197859-5
	HW1200** HW1300** (**for 220V-240V)	198909-9
Extension pipe set (0.9m / 1.3m / 1.7m) 	DHW080, HW001G HW1200, HW1300	197870-7
Rotating brush set 	DHW080, HW001G HW1200, HW1300	197831-7

Shape	Models	Part No.	
Wash brush set 	DHW080, HW001G HW1200, HW1300	197828-6	
Foam nozzle set 	DHW080 HW1200, HW1300	197886-2	
	HW001G	1912Y2-5	
Pipe cleaning hose 	DHW080, HW001G HW1200, HW1300	10m	197837-5
		15m	197840-6
High pressure extension hose 	DHW080, HW001G HW1200, HW1300	5m	197845-6
		8m	197847-2
		10m	197850-3
Twist prevention joint set 	DHW080, HW001G HW1200, HW1300	197867-6	
Self-suction hose set 	DHW080, HW001G HW1200, HW1300	197873-1	
Hose assembly set (3m) 	DHW080, HW001G HW1200, HW1300	1910R1-6	
Self-suction hose set(0.6m) 	DHW080, HW001G HW1200, HW1300	1910R2-4	
Accessory joint set 	DHW080, HW001G HW1200, HW1300	197853-7	
Absorption connector set 	DHW080 HW1200, HW1300	197881-2	
	HW001G	122F22-7	
One touch joint set 	DHW080, HW001G HW1200, HW1300	197883-8	
Cleaner pin set 	DHW080, HW001G HW1200, HW1300	197879-9	
Shoulder belt 	DHW080	199486-4	
Trolley 	DHW080	TR00000002 (EU)TR00000001	

## Others

### Robotic mower accessories

For model:  
RM350D


Item	Description	Part No.	
Blade and Screw 9 pcs set 	Blade replacement for 3 times	1913M9-3	
Wire 	For Boundary wire and Guide wire	150m	1913N4-0
		50m	1913Y3-9
Peg set 50 pcs set 	For fixing Boundary wire and Guide wire	1913N6-6	
Terminal block set 5 pics set 	For Connecting the Boundary wire to the Guide wire	1913N8-2	


### Power supply USB cable

Model No.	Part No.
ADP05	199006-4
	199178-5




### Battery holder

Shape	Description	Model No.	Part No.
	For CXT battery Cordless Fan Jacket / Vest / Heated Jacket / Vest		TD00000110




Shape	Description	Model No.	Part No.
	For LXT battery Cordless Fan Jacket / Vest / Heated Jacket / Vest		TD00000111

### Battery & AC adapter

Shape	Description	Model No.	Capacity
	BL1055B Cordless Fan Jacket / Vest / Heated Jacket / Vest		16.75Ah



Description	Model No.	Capacity	Charging time
AC adapter	BL1055B	5V/ 2.4Ah	10h

### Unit cable

Shape	Description	Type	Part No.
	Battery holder part No. TD00000110, TD00000111 + DFV215A / DFV214A / DFV210A / DFJ212A / DFJ213A / DFJ214A / DFJ216A / DFJ312A / DFJ416A	A	191U58-7
	Battery holder TD00000110, TD00000111 + DFV210 / DFJ212 / DFJ213 / DFJ214 / DFJ216 / DFJ416	C	191T97-1
	Battery holder TD00000110, TD00000111 + DCJ205 / CJ105D / DCJ206 / CJ106D / DCV202 / CV102D	B	TD00000112

### Filter set

Attaching a filter to the intake fan unit prevents the dust invasion into jacket at work site with flying dust.

Shape	Description	Model No.	Part No.
	Filter set A: Frame 2pcs. Set, B: Filter (non-woven) 20pcs. set	DFV215A / DFV214A / DFV210A DFJ212A / DFJ213A / DFJ214A DFJ216A / DFJ312A / DFJ416A	198643-1
			198644-9
	B: Filter (non-woven) 20pcs. set		198641-5
			198642-3

### Accessory for grease gun

Variable accessories for increased maneuverability

Shape	Description	Model No.	Size	Part No.
	Adapter set (1pcs)	DGP180	NPT1/8, ~69 Mpa-	191W61-0
	Adapter set (3pcs)	DGP180	NPT1/8, ~69 Mpa-	191A78-1 191W60-2
	Extension pipe set	DGP180	NPT1/8, ~69 Mpa- Overall length: 160mm	1911M9-1
	Lock on adapter set	DGP180	NPT1/8, ~69 Mpa	191A76-5
	Angle adapter set	DGP180	~69 Mpa	191A77-3
	Barrel assembly A set	DGP180	For 400g grease cartridge	1910X0-0
	Barrel assembly B set	DGP180	For 450g grease cartridge	1910X1-8
	Barrel assembly C set	DGP180	For 500g grease cartridge	1910X3-4
	Cartridge barrel A set	DGP180	For 400g grease cartridge	191F24-4
	Cartridge barrel B set	DGP180	For 450g grease cartridge	1910X4-2
	Cartridge barrel C set	DGP180	For 500g grease cartridge	191F27-8
	Cartridge barrel A set assy	DGP180	For 400g grease cartridge	1910T3-6
	Cartridge barrel B set assy	DGP180	For 450g grease cartridge	1910T4-4
	Cartridge barrel C set assy	DGP180	For 500g grease cartridge	1910T5-2
	Cartridge barrel C set assy with o ring, joint A	DGP180	For 500g grease cartridge	1910T6-0
	Flexible hose 1200 set	DGP180	Length: 1.2 m	191A79-9 191W58-9
	Flexible hose 600 set	DGP180	Length: 0.6 m	191A80-4 191W59-7

### Holder for caulking gun

Shape	Size	Model No.	Type	Part No.
	Holder set 300 ml	CG100D, DCG180	A	196351-8
	Holder set 600 ml	CG100D, DCG180	B	1911T4-0
	Holder set 800 ml	CG100D, DCG180	C	197195-9
	Holder d set 400 ml	CG100D, DCG180	D	1911T5-8

### Tool protector

Protects tool from scratches and damages.



Description	Model No.	Part No.
Protector set a white	DRV150	191G65-6
Protector set a blue	DRV150	191S62-4
Protector set a red	DRV150	191S61-6
Protector set b white	DRV250	191G66-4
Protector set b blue	DRV250	191S64-0
Protector set b red	DRV250	191S63-2

### Shoulder strap

Reduces user fatigue







Model No.	Part No.
DML813, DML814	TD00000002

## Others

### Rivet gun maintenance kit


\* short madrel




Shape	Description	Model No.	Type	Size	Nose piece size	Jaw pusher size	pipe size	Part No.
					Part No.	Part No.	Part No.	
	Nose piece assy, jaw pusher assy and pipe set	DRV150, DRV250	A	2.4 mm	2.4	1.9	2.3	199729-4
					127230-9	127478-3	162747-5	
				2.4 mm*	2.4 S	1.9	2.3	1911U6-3
					122D82-7	127478-3	162747-5	
				3.2 mm	3.2	2.5	2.8	199728-6
					127229-4	127477-5	162746-7	
		3.2 mm*		3.2 S	2.5	2.8	1911U4-7	
				122D81-9	127477-5	162746-7		
		4.0 mm		4.0	3.1	3.5	191F80-4	
				127228-6	127476-7	162745-9		
		4.0 mm*		4.0 S	3.1	3.5	1911V3-6	
				122D80-1	127476-7	162745-9		
		4.8 mm		4.8	3.6	4.2	191F79-9	
				127225-2	127475-9	162744-1		
		4.8 mm*		4.8 S	3.6	4.2	1911V1-0	
				127689-0	127475-9	162744-1		
6.0 mm	6.0	4.0	4.2	199725-2				
	127224-4	127474-1	162744-1					
6.0 mm*	6.0 S	4.0	4.2	1911V0-2				
	122D79-6	127474-1	162744-1					
6.4 mm	6.4	4.5	4.6	191F78-1				
	127223-6	127473-3	162743-3					
6.4 mm*	6.4 S	4.5	4.6	1911U8-9				
	122B72-8	127473-3	162743-3					
	Nose piece assy and jaw pusher assy set	DRV150	B	4.0 mm	4.0	3.1	-	191C04-2
		DRV150, DRV250			127228-6	127476-7	-	
				4.0 mm*	4.0 S	3.1	-	1911U1-3
		122D80-1			127476-7	-		
4.8 mm	4.8	3.6	-	191C03-4				
	127225-2	127475-9	-					
4.8 mm*	4.8 S	3.6	-	1911T9-0				
	127689-0	127475-9	-					
	Jaw 4.8 set	DRV150	Rivet size: $\varnothing$ 2.4 - 4.8 mm	-	-	-	199731-7	
	Jaw 6.4 set	DRV150, DRV250	Rivet size: $\varnothing$ 4.8 - 6.4 mm	-	-	-	199730-9	
	Grease set	DRV150, DRV250	Jaw grease	5 g	-	-	191D57-7	
							191D58-5	

### Battery protector


Designed to protect the battery cartridge from dust and dripping water in outdoor applications or harsh environments.


Shape	Description	Part No.
	Battery protector set	194649-7

Shape	Description	Part No.
	Battery protector set	195798-3

### Battery adapter & battery converter

Enables to separate the battery from the tool to reduce the tool weight for less hand and arm fatigue

Shape	Description	Part No.
	Adapter set	197718-3 197727-2

Shape	Description	Part No.
	ADP10 interchangeable adp set	191C11-5 191C10-7



## Hook set

For temporarily hanging the tool

Shape	Description	Model No.	Part No.
	Hook set short type	AS001G, DCO181, DTD171, DTS141, DTW190, TD126D, TD127D	195779-7
	Hook set wide type	DF0300, HP0300, TD0101, TD0101F	194759-0
		DPB182	196586-1
		DHR171, DHR182, HR140D, HR166D, DSD180, SD100D, DJR189	197224-8
		DHR171, DHR182, HR140D, HR166D	197505-0
	Wide hook set	DDA350, DDA351, DDF451, DDF453, DHP451, DHP453, DTD152, DTD153, DTD154, DTD157, DTL061, DTL063, DTP141, DTW251	194654-4
	Tool catcher set	DTD153, DTD154, DTD171	197043-2
	Tool catcher set	DTW190, DTW251, DTW300, DTW301, DTW302	197940-2
	Tool catcher set	DDF484, DDF485, DHP484, DHP485, DTP141	199428-8
	Tool hanger set	TD001G, TD002G, TD003G, TW004G, TW005G	191F58-7
	Tool hanger set	DTD157, DTW300, DTW301, DTW302, TW004G, TW005G	191K57-9
	Tool hanger set	DHR182	199593-3
	Hook set	DHK180, HR001G, HR002G, HR003G, HR004G	191C37-7
		HR007G, HR008G, HR009G	191W90-3
	Tool hanger set	DHR183, HR010G	1911K0-5
	Tool hanger set	HR3001C, HR3011FC, HR3012FC	191F45-6
	Hook assembly	DA001G, DA002G	127811-9
	Hook set	DCS553	199296-9
		DHS660, DHS661	199231-7
		DHS780, DHS781, DHS782, DHS783, HS003G, HS004G	199386-8
	Hook set	JR3051T	191C05-0
	Hook assembly set	DPB183, DPB184	191G64-8

## Safety goggles

For eye protection













Shape	Part No.
	195246-2
	191686-2

Shape	Part No.
	192219-6

# Others

## Heat gun accessories



For Model	Shape	Part No.
	Glass protection nozzle 	PR0000028
	Wide-slot nozzle 	PR0000029
	Reflector nozzle 	PR0000030
	Reduction nozzle 20 	PR0000031
	Overlap welding nozzle 	PR0000032
DHG181, DHG180, HG6031V, HG6030, HG5030, HG6530V, HG6531C	Solder sleeves reflector 	PR0000033
	Welding nozzle 	PR0000034
	Pressure roller 	PR0000035
	Scraper 	PR0000040
	Scraper set 	PR0000041
	Scraper 	PR0000042
	Welding rods	ABS PR0000036
		HDPE PR0000037
		PP PR0000038
HG6031V, HG6030, HG5030, HG6530V, HG6531C	Speed welding nozzle 	PR0000039

## Flexible shaft set for DC concrete vibrator



Model No.	Size (mm)	Part No.
DVR340, DVR350	800	126207-1
DVR440, DVR450	1,200	126206-3
DVR850	2,400	126208-9
VR001G, VR003G, VR004G	ø32-1,200	1910E1-5
	ø32-1,700	1910E2-3
	ø32-2,400	1910C2-9
	ø38-1,200	1910E3-1
	ø38-2,400	1910C4-5

## Battery case set



For Model:  
VR001G, VR003G, VR004G

Type	Description	Part No.
H	for PDC01, PDC1200 (Use w Adapter set 191N62-4)	1910J4-4
L	for BL4050F, BL4080F	1910J1-0

## Rechargeable Green Multi Line Laser accessories

\*Thread size: W5/8

Model No.	Shape	Part No.
SK312GD, SK209GD, SK700GD, SK700D, SK106D/GD, SK105D/GD	Mini tripod *Thread size: W5/8 	TK0LM2000F
SK312GD, SK209GD, SK700GD, SK700D, SK106D/GD, SK105D/GD	Tripod 1800 *Thread size: W5/8 	TK0LM4001F
SK312GD, SK209GD, SK700GD, SK700D, SK106D/GD, SK105D/GD	Tripod 2900 *Thread size: W5/8 	TK0LM5030F
SK40GD, SK20GD, SK10GD	Mount 	TK00ET03F1
SK700DGD, SK106D/GD, SK105D/GD		LE00870137
SK106D/GD, SK105D/GD, SK700D/GD	Laser Receiver LDX1 	LE00855702
SK312GD / SK209GD	Laser Receiver LDG-3 	TK0LDG301F
SK40GD, SK20GD, SK10GD, SK312GD, SK209GD	Laser Receiver LDG-5 	TK0LDG501F



**Shear wrench sleeve**

For Model  
6922NB DWT310, WT001G  
\*Type F (for HEXA TECH (GFD France))  
\*\* for Chinese market




Bolt Size	Outer sleeve			Inner sleeve	
	Hex size	L (mm)	Part No.	L (mm)	Part No.
M16	27	35	764362-7	36	764416-0
				36	*764421-7
		81	764367-7	82	764356-2
		100	764406-3	100	764400-5
M20	32	200	764407-1	200	764401-3
		37	764361-9	38	764417-8
		37	**196276-6		
		37	764361-9	38	*764422-5
		83	764363-5	84	764357-0
M22, 7/8"	36 1-7/16"	100	764408-9	100	764402-1
		200	764409-7	200	764403-9
		39	153909-6	39	764418-6
				39	*764423-3
		85	764364-3	85	764352-0
3/4"	1-1/4"	100	764410-2	100	764404-7
		170	764365-1	170	764354-6
		200	764411-0	200	764405-5
		37	764361-9	38	764419-4
5/8"	1-1/16"	83	764363-5	84	764353-8
		168	764366-9	169	764355-4
		35	764362-7	36	764420-9

For Model 6924N

Bolt Size	Outer sleeve			Inner sleeve	
	Hex size	L (mm)	Part No.	L (mm)	Part No.
M22	36	49	194033-6	48	194310-6
M24	41	49	194034-4	49	194311-4
7/8"	1-7/16"	49	194092-0	48	194310-6
1"	1-5/8"	49	194034-4	49	194312-2

**Hammer carrier**

For Model: HM1812, HM1802, HM1810, HM1801



Part No.  
D-54972

**Shear**

Model No.	Item No.	Discription	Part No.
DJS130, JS1300	1-7 set	For MILD STEEL : 1.3mm / 18Ga INOX : 1mm / 20Ga	194695-0
	1-8 set	For MILD STEEL : 1.6mm / 16Ga	194694-2
	1	INOX : 1.3mm / 18Ga	194696-8
JS1602	1-3 set	---	191383-0

**Threaded rod cutter blade set (2pcs set)**




For Model:  
DSC102 SC103D

Thread type		Thread size	Part No.
ISO Metric	Mild steel	M6	199087-8
		M8	199085-2
	Stainless steel	M10	199083-6
ISO Inch / BSW (British Standard Whitworth)	Mild steel	1/4"-20 UNC / W1/4	199444-0
		5/16"-18 UNC / W5/16	199443-2
		3/8"-16 UNC / W3/8	199081-0

For Model:  
DSC121


Thread type		Thread size	Part No.
ISO Metric	Mild steel	M8	SC09002700
		M10	SC09002710
		M12	SC09002720
ISO Inch	Mild steel	W5/16	SC09002750
		W3/8	SC09002730
		W1/2	SC09002740

**Cutter blade set (2pcs set) for steel rod cutter**



Model No.	Part No.
DSC162, DSC162R, DSC163	SC09002470
DSC191, DSC191R	SC09002030

**Nylon brush**



Model No.	Part No.
DTR180, DTR181	162755-6

**Extension handle kit for DTR180 & DTR181**



Model No.	Markets	Part No.
DTR180, DTR181	-	191M27-0
	Canada	191M28-8

**Tie wire set**

Ø0.8mm  
50 pcs/ box








Model No.	TYPE	Wire length / bobbin	Part No.
DTR180 DTR181	Standard	Approx 100m	199137-9
	Galvanized	Approx 100m	191A57-9
	Poly Coated	-	191J59-9

# Others

## Cordless inflator adapter

For Model: DMP180, DMP181, MP001G, MP100D

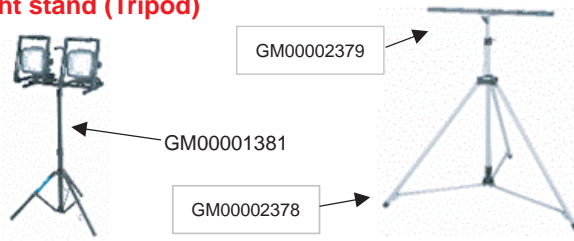
Item	Part No.
French valve adapter 	TE00000334
Swim ring adapter 	TE00000333
Ball adapter 	TE00000335
British valve adapter 	TE00000346
Air chuck 	TE00000796
	TE00000691

## Coffee maker accessories

For model:DCM501

Item	Part No.
Cup cover 	KF00000021
Cup 	KF00000020
Filter 	KF00000013
Spoon 	KF00000033

## Light stand (Tripod)



Model No.	Height	Description	Set Screw	Part No.
DML805	992-1,750mm	Up to two DML805's can be mounted.	M8	GM00002283
DML809, DML811, ML003G, ML005G, ML009G	1,300-2,000mm	-	-	GM00002378
DML809, DML811, ML003G, ML005G	Flat bar	Up to two lights can be mounted.	M10 bolt & nut	GM00002379

## Vise



Model No.	Description	Set Screw	Part No.
DML805, ML003G, ML005G, ML009G	Use for mounting on a scaffolding pipe, etc.	M8	GM00001396

## Lamp shade



Model No.	Part No.
DML809	GM00002286
DML811	GM00002287
ML005G	GM00002377
ML009G	GM00002358

## Anti-glare film



Model No.	Part No.
DML805	A-58154
ML003G	GM00002312
ML005G	GM00002359
ML009G	GM00002376

## Strap



Model No.	Part No.
DML812	GM00002239
ML104	GM00001028
DML817, ML011G, ML107	SE00001178

## Magnet attachment



Model No.	Part No.
ML105, ML104	GM00001683(EU) GM00001714

**Battery adapter & Battery converter**

PDC01



BAP182



BCV01




BCV03



Type	Battery type	For Model
PDC01	LXT 18V Battery x4	LXT 18V Models or LXT 18Vx2 Models or Direct connection 36V Models
BAP182	LXT 18V Battery x2	LXT 18Vx2 Model
BCV01		Old 36V Models
BCV03		Old 36V Models
BAP18		LXT 18V
BAP18C	LXT 18V Battery	LXT 18V

**Harness for BAP182/BCV01**

Harness



Shoulder Belt



Type	Part No.
Harness	196818-6
Shoulder Belt	162523-7

**String trimmer harness for PDC01 / PDC1200**



Item	Part No.
A	191E43-4
B	197243-4

**Blower harness for PDC01 / PDC1200**



Part No.
191J48-4

**Battery adapter for PDC01 & LXT 18V Battery models**



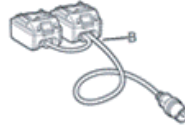
Item	Part No.
A	191A53-7
B	191A52-9

**Battery adapter for PDC01/PDC1200 & XGT 40V Battery models**



Item	Part No.
C	191N62-4

**Battery adapter for PDC1200, PDC1500 & LXT 18Vx2 Battery models**



Item	Part No.
B	191J51-5

**Portable Battery Checker**

\*BTC04 is also necessary  
\*With SD card for BTC04 software update.



BTC04



Your PC and your USB cable



Checking time: 3-5sec.

Battery type	Battery Checker	market	Parts No.
Except XGT, CXT, G battery, BL3622A, BL36120A	BTC04	-	198038-8
		-	198200-5
		CANADA U.S.A.	198199-4
XGT battery	BTC05*	-	191K30-9
CXT battery	BTC06	-	-
PDC1200	BTC07*	-	191Y78-5
BL6440			

**Battery Timer Setting Adapter**

The Battery Timer Setting Adapter provides an anti-theft solution for Makita-brand battery cartridges by utilizing the mobile devices or PCs (with the dedicated app installed) required for timer setup.

Applicable lithium-ion battery

- BL1430B BL1460B
- BL1820B BL1830B BL1840B BL1850B BL1860B



Part No.
BPS01

# Carbon brush

\*These brushes make commutator smooth to reduce sparks, letting the brake system work well. Let the motor run for 10 minutes at half of the rated voltage.

\*\* Cut-off type carbon brush

Carbon brush for Repair 110-127V Models		Carbon brush for Repair 220-240V Models		Carbon brush for Repair 110-127V Models		Carbon brush for Repair 220-240V Models		Economy Carbon brush for 110-240V Models	
Country of origin marking : yes				Country of origin marking : non				Country of origin marking : yes	
Part No.	Marking	Part No.	Marking	Part No.	Marking	Part No.	Marking	Part No.	Marking
194961-5	1	194961-5	1	181019-9	1	181019-9	1	---	---
194962-3	2	194962-3	2	181057-1	2	181057-1	2	---	---
194970-4	70	194970-4	70	191914-5	70	191914-5	70	B-80276	70A
194971-2	75	194964-9	55	191956-9	75	181026-2	55	B-80248	55A
194971-2	75	194968-1	64	191956-9	75	191627-8	64	B-80254	64A
194971-2	75	194973-8	85	191956-9	75	191998-3	85	B-80282	85A
194972-0	76	194963-1	51	191947-0	76	181021-2	51	B-80232	51A
194972-0	76	194969-9	65	191947-0	76	191628-6	65	B-80260	65A
194975-4	**105	194975-4	**105	181038-5	**105	181038-5	**105	B-80307	105A
194977-0	107	194976-2	106	181437-1	107	---	---	B-80313	106A
194978-8	**113	194978-8	**113	191904-8	**113	191904-8	**113	---	---
194979-6	119	194979-6	119	191911-1	119	191911-1	119	---	---
194980-1	120	194980-1	120	191921-8	120	191921-8	120	---	---
194982-7	124	194974-6	100	191945-4	124	181030-1	100	B-80298	100A
194984-3	132	194984-3	132	191972-1	132	191972-1	132	---	---
194986-9	154	194985-1	153	181047-4	154	181044-0	153	B-80329	153A
194986-9	154	194986-9	154	181047-4	154	181047-4	154	---	---
194986-9	154	196018-8	174	181047-4	154	196017-0	174	---	---
194987-7	**155	194987-7	**155	181048-2	**155	181048-2	**155	B-80335	155A
194988-5	160	194988-5	160	191915-3	160	191915-3	160	---	---
195057-5	166	195056-7	165	191968-2	166	191936-5	165	---	---
195101-8	**172	195489-6	**173	195100-0	**172	195483-8	**173	---	---
195845-0	**175	195845-0	**175	195844-2	**175	195844-2	**175	---	---
194991-6	203	194991-6	203	191953-5	203	191953-5	203	B-80341	203A
194992-4	**204	194992-4	**204	191957-7	**204	191957-7	**204	B-80357	204A
194993-2	210	---	---	193696-5	210	---	---	---	---
197128-4	**218	197128-4	**218	197129-2	**218	197129-2	**218	---	---
194994-0	253	194994-0	253	194547-5	253	194547-5	253	B-80363	251A
191D84-4	**258	191D85-2	**260	---	---	---	---	---	---
194995-8	**302	194995-8	**302	191959-3	**302	191959-3	**302	---	---
194996-6	303	194996-6	303	191963-2	303	191963-2	303	B-80379	303A
194997-4	**304	195003-8	**327	191961-6	**304	194285-9	**327	B-80385	327A
194999-0 / 196454-8	318	194999-0 / 196454-8	318	191978-9 / 196453-0	318	191978-9 / 196453-0	318	---	---
194998-2	311	---	---	191979-7	311	---	---	---	---
195001-2	325	195001-2	325	194074-2	325	194074-2	325	---	---
---	---	195002-0	**329x1 / 325x1	---	---	194486-9	**329x1 / 325x1	---	---
197244-2	**351	195004-6	**350	197245-0	**351	194160-9	**350	---	---
197244-2	**351	197244-2	**351	197245-0	**351	197245-0	**351	---	---
195005-4	401	195012-7	415	191910-3	401	191950-1	415	B-80400	415A
195006-2	403	195006-2	403	191928-4	403	191928-4	403	---	---
195007-0	407	195015-1	419	191927-6	407	191962-4	419	B-80422	419A
195008-8	408	195010-1	411	191938-1	408	191940-4	411	B-80391	411A
195013-5	**416	195014-3	**417	191954-3	**416	191955-1	**417	B-80416	417A
195058-3	412	195058-3	412	191946-2	412	191946-2	412	---	---
195024-0	452	195024-0	452	191980-2	452	191980-2	452	---	---
195025-8	458	195026-6	459	194721-5	458	194722-3	459	---	---
---	---	195027-4	459x1 / **460x1	---	---	194723-1	459x1 / **460x1	---	---
---	---	---	---	---	---	643465-9 without box	465 for chinese market	---	---
198997-6	HG26i	---	---	198998-4	HG26i	---	---	---	---
---	---	197206-0	HG25A	---	---	197208-6	HG25A	---	---

## FOR DC Models

\*These brushes make commutator smooth to reduce sparks, letting the brake system work well. Let the motor run for 10 minutes at half of the rated voltage.

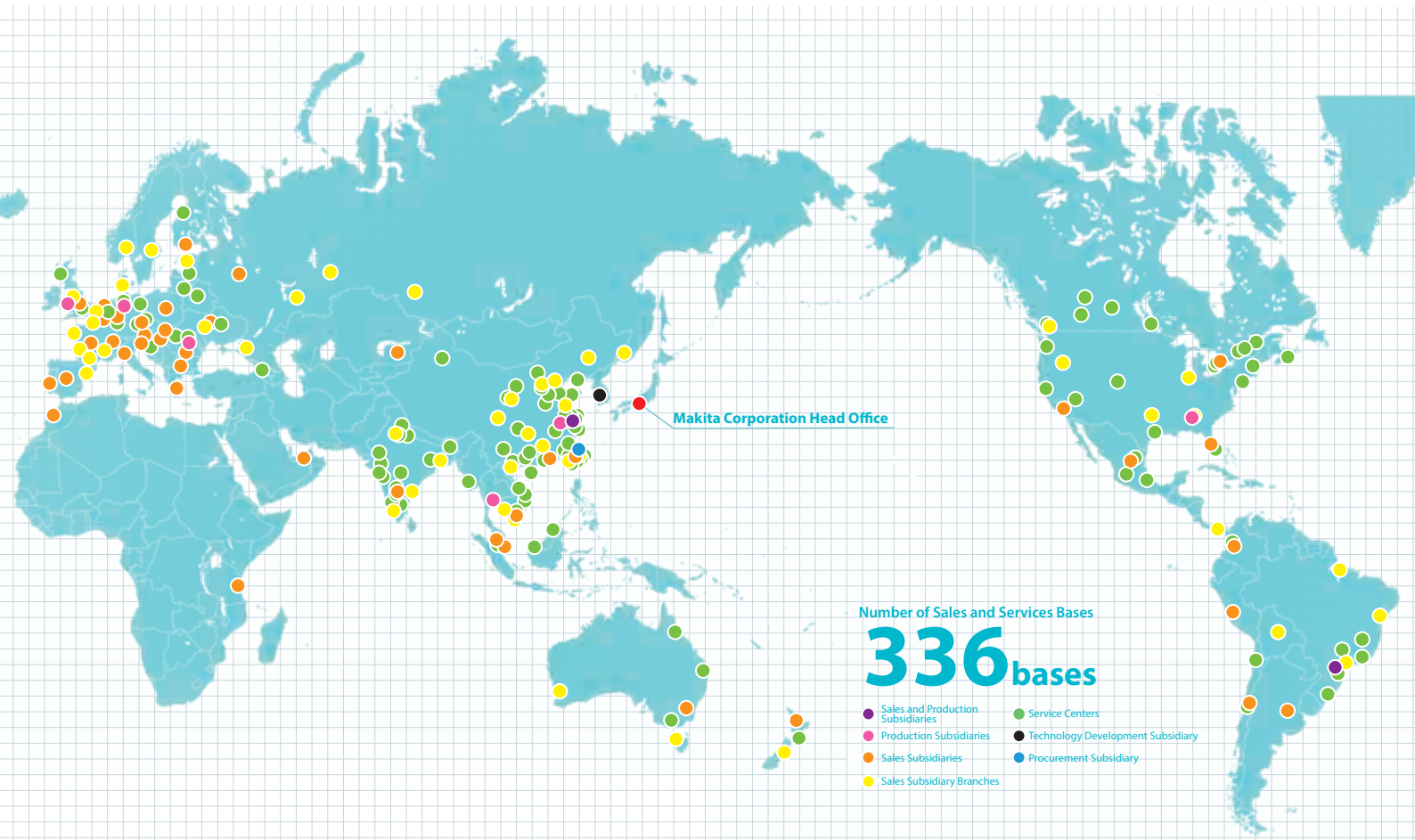
Carbon brush for Repair			
Country of origin marking : yes		Country of origin marking : non	
Part No.	Marking	Part No.	Marking
198887-3	5	---	---
195011-9	414	191949-6	414
195018-5	430	191971-3	430
195016-9	423	191965-8	423
195017-7	424	191966-6	424
195022-4	441	194435-6	441
195018-5	430	191971-3	430
195020-8	434	193466-2	434
195022-4	441	194435-6	441
195018-5	430	191971-3	430
195020-8	434	193466-2	434
195021-6	440	194427-5	440
195018-5	430	191971-3	430
195021-6	440	194427-5	440
195022-4	441	194435-6	441
195023-2	442	194928-3	442
195021-6	440	194427-5	440
195021-6	440	194427-5	440
196855-0	448	196854-2	448
198997-6	HG26i	198998-4	HG26i
197206-0	HG25A	197208-6	HG25A
AS000VP071	---	AS000VP071	---



# Makita - A Global Brand

Makita have established directly operated business bases in about 50 countries around the world, and have upgraded our sales network in over 170 countries and after-sales service capabilities to become one of the leading companies in our industry. In addition, Makita is producing power tools and OPE in China, Romania, Thailand, U.K., Brazil, U.S. and Germany. Currently, about 90% of our group's manufacturing work in terms of production volume is carried out overseas.

Makita's worldwide sales and service network, as well as the stable, high production quality ensured at its plants worldwide, are the embodiment of the Makita brand.



## JAPAN

Makita Corporation Headquarters



## JAPAN

Okazaki Plant



## U.S.A.

U.S. Plant



## UNITED KINGDOM

U.K. Plant



## ROMANIA

Romania Plant



## GERMANY

Germany Plant



## BRAZIL

Brazil Plant



## CHINA

China Plant (MCC)



## CHINA

China Plant (MKC)



## THAILAND

Thailand Plant







**Hai Phong Service Center**

No. 01 Lot OH-01, Huy Hoang Riverside project, Thuong Ly Ward, Hong Bang District, Hai Phong City, Viet Nam  
Phone: +84-225-883-1429/1529

**Nha Trang Service Center**

Lot 36-38, Road B6, Vinh Diem Trung Urban Area, Vinh Ngoc Ward, Nha Trang City, Khanh Hoa Province, Viet Nam  
Phone: +84-258-220-0079

**Ho Chi Minh Service Center**

12 Trinh Van Can, Cau Ong Lanh Ward, 1 District, Ho Chi Minh City, Viet Nam  
Phone: +84-283-821-5191

**Ha Noi Service Center**

Group 15 and No. 4, Alley 63, Truong Chinh Street, Phuong Liet Ward, Thanh Xuan District, Hanoi City, Viet Nam  
Phone: +84-243-202-2585

**THAILAND****Makita Manufacturing (Thailand) Co., Ltd.**

219/1 Moo 6, Tambol Bowin, Amphur Sriracha, Chonburi, 20230  
Phone: +66-3300-4750  
Fax: +66-3300-4747

**MALAYSIA****Makita Power Tools (Malaysia) Sdn. Bhd.**

**Head Office**  
Lot 824, Jalan Subang 5, Subang Industrial Area, 47500 Subang Jaya, Selangor, Malaysia  
Phone: +60-(0)3-8023-0824  
Fax: +60-(0)3-8022-1448

**Johor(Johor Bahru) Service Center**

No. 12 & 14, Jalan Rosmerah 2/9, Taman Johor Jaya, 81100 Johor Bahru, Johor  
Phone: +60-(0)7-364-9406  
Fax: +60-(0)7-364-9407

**Sarawak(Kuching) Service Center**

Lot 1227, Lorong Demak Indah 2A, Demak Laut Industrial Area, Phase 2A, 93050 Kuching Sarawak, Malaysia.  
Phone: +60-(0)82-496-800  
Fax: +60(0)82-496-900

**Sabah(Kota Kinabalu) Service Center**

Lot 19, Jalan Buah Duku, Kolombong Light Industrial Estate, Off Kolombong, Kolombong Zone 1, 88450 Inanam, Kota Kinabalu, Sabah  
Phone: +60-(0)88-388-278  
Fax: +60-(0)88-388 279

**UNITED STATES****Makita U.S.A. Inc.**

**Corporate office**  
14930 Northam Street, La Mirada, CA 90638-5753, USA  
Phone: +1-714-522-8088  
Fax: +1-714-522-8133  
www.makitatools.com

**Western regional (Los Angeles) office**

14930 Northam Street, La Mirada, CA 90638-5753  
Phone: +1-714-522-8088  
Fax: +1-714-297-1544

**Western regional (Reno) office**

10200 Military Rd, Reno, NV, 89506  
Phone: +1-775-437-9362

**Eastern regional (Atlanta) office**

4200 Falcon Parkway Flowery Branch, GA 30542  
Phone: +1-770-476-8911  
Fax: 866-521-3541 Free Dial USA only

**Southern regional (Dallas) office**

910 E. Pleasant Run Road, Wilmer, TX 75172  
Phone: +1-972-441-8099  
Fax: +1-855-231-0468

**Factory service centers**

Atlanta, Chicago, Dallas, Denver, Los Angeles, New Jersey, Reno

**Makita Corporation of America**

2650 Buford Highway, Buford, GA 30518-6045  
Phone: +1-770-932-2901  
Fax: +1-770-932-2905

**Makita Latin America Inc.**

**Head office**  
9221 West 44th Ave. Suite 900, Hialeah, FL 33018  
Phone: +1-305-882-0522  
Fax: +1-305-882-0484  
www.makitalatinamerica.com

**Panama Branch**

Local Comercial No.4, Albrook Office Center, calle Diego Dominguez, Albrook, Panama City, Panama  
Phone: +507-315-0305  
Fax: +507-315-0651

**CANADA****Makita Canada Inc.**

**Head office**  
1950 Forbes Street, Whitby, ON L1N 7B7  
Phone: +1-905-571-2200  
Fax: +1-905-433-4779  
www.makita.ca

**Western regional office**

11771 Hammersmith Way, Richmond, BC V7A 5H6  
Phone: +1-604-272-3104  
Fax: +1-604-272-5416

**Factory service centers**

Burnaby(Vancouver), Calgary, Dartmouth(Halifax), Edmonton, Les Saules(Quebec City), Mississauga(Toronto), Richmond(Vancouver), Saskatoon, St. Leonard(Montreal), Whitby, Winnipeg

**MEXICO****Makita México, S.A. de C.V.**

**Head office**  
Camino Viejo A San Lorenzo Tepaltitlan (Jose Marti) No.227 Col. Tlacopa, Toluca, Estado De Mexico, C.P. 50010  
Phone: +52-722-385-8800 / 237-3293  
www.makita.com.mx

**Mexico city factory service center**

Norte 35 #780-C Col. Industrial Vallejo, Del. Azcapotzalco Mexico, D.F. Mexico C.P. 02300  
Phone: +52-55-5567-3387 / 5368-2937

**Guadalajara factory service center**

AV.Sierra Mazamitla #5864 Col.Pinar De La Calma Zapopan, Jalisco C.P. 45080  
Phone: +52-33-3632-8032 / 3632-8057

**Monterrey factory service center**

Avenida Pablo Livas #4207 Colonia Guadalupe victoria, Municipio Guadalupe nuevo León, C.P.67180  
Phone: +52-81-8372-4205 / 8372-4193

**BRAZIL****Makita do Brasil Ferramentas Elétricas Ltda.**

**Head office & plant (MBRP)**  
Rodovia BR 376, Km 506,1 - (pista norte) Bairro Colônia Dona Luíza, CEP 84043-450 - Ponta Grossa, PR  
Phone: +55-(0)42-3302-2100  
www.makita.com.br

**São Paulo sales office (MBR)**

Rua Makita Brasil, 200 -Bairro Cooperativa - São Bernardo do Campo - SP CEP 09852-080  
Phone: +55-(0)11-4392-2411 / 2199-2500

**Bahia sales branch**

Rua Itagi, 491 - Bairro Pitangueiras - Lauro de Freitas, BA CEP: 42701-370  
Phone: +55-(0)71-3252-0154

**Rio de Janeiro service center**

Av. Das Américas, 2250 - Loja J/K - Barra da Tijuca - Rio de Janeiro, RJ CEP:22640-101  
Phone: +55-(0)21-3151-7933

**Recife service center**

Av. Marechal Mascarenhas de Moraes, 630, Bairro Imbiribeira, Recife, PE CEP 51170-000  
Phone: +55-(0)81-3428-0210

**Belo Horizonte service center**

Rua Juiz de Fora, 95 - Bairro Barro Preto, Belo Horizonte, MG CEP 30180-060  
Phone: +55-(0)31-2531-2017

**Pará Sales Branch**

Rodovia BR 316, Km 04 Loja 04-Bairro Águas Lindas,Ananindeua / PA CEP 67020-000  
Phone: +55-(0)91-3237-7186

**Porto Alegre service center**

Av. Sertorio , 5539 - JD. Lindoia - Porto Alegre - RS CEP: 91050-371  
Phone: +55-(0)51-3344-1464

**Guaxupé service center**

Av. Paulo Ribeiro do Valê, 1539 - Japy, Guaxupe - MG, CEP 37800-000  
Phone: +55-(0)35-3551-2825

**ARGENTINA****Makita Herramientas Eléctricas de Argentina S.A.**

LISANDRO DE LA TORRE 1246, PARQUE INDUSTRIAL PILARICA, FATIMA, PILAR PROVINCIA DE BUENOS AIRES, CP1633  
Phone: +54 (230)444-1100  
Fax: +54 (230)444-1105  
www.makita.com.ar

**CHILE****Makita Chile Comercial Ltda.**

**Head Office**  
AV.EL PARQUE 1307,PARQUE 5,MODULO 12, SECTOR ENEA PONIENTE PUDAHUEL, SANTIAGO,CHILE CP9031244  
Phone: +56-2-2540-0400  
www.makita.cl

**Temuco factory service center**

Av. Pedro de Valdivia #0524 , Local 13 y 14, Temuco  
Phone: +56-2-2540-0460

**Antofagasta factory service center**

Pedro Aguirre Cerda 6259, local 3, Antofagasta  
Phone: +56-2-2540-0470

**PERU****Makita Peru S.A.**

Panamericana Sur - Km. 29, Distrito de Lurin, Provincia de Lima Centro de Operaciones "MEGACENTRO LURIN" Locales B1, B23, B24  
Phone: +51-(1)-713-1212  
www.makita.pe

**Bolivia Branch**

Av. Japón Nro. 3340 (3er. Anillo externo) entre Av. Alemana y Mutualista  
Phone: +59-(1)-3347-1147  
www.makita.bo

**COLOMBIA****MAKITA COLOMBIA S.A.S**

**Head Office**  
Bodega 3 Lote 123, Centro Empresarial Celta Trade Park, Kilometro 7 Autopista Bogotá-Medellín Funza, Cundinamarca, Colombia  
Phone: +57-601-742-9245  
www.makita.com.co

**Paloquemao factory service center**

Carrera 22#18-63, Bogota, Cundinamarca, Colombia  
Phone: +57-601-742-9245

**UNITED KINGDOM****Makita (U.K.) Ltd.****Head office**

Michigan Drive, Tongwell, Milton Keynes, Bucks MK15 8JD  
Phone: +44-(0)1908-211678  
Fax: +44-(0)1908-211400  
www.makitauk.com

**Wigan Warehouse**

Challenge Way, Martland Park, Wigan, WN5 0LD  
Phone: +44-(0)1908-211678  
Fax: +44-(0)1908-211400

**Scotland factory service center**

Unit 4A, Albion Trading Estate, 750 South Street, Glasgow, G14 0SY  
Phone: +44-(0)141-9545861

**London factory service center**

Unit 5 Vector Park, Forest Road, Feltham, Middlesex, TW13 7EJ  
Phone: +44-(0)20-88900586

**Makita Manufacturing Europe Ltd.**

Hortonwood 7, Telford, Shropshire TF1 7YX  
Phone: +44-(0)1952-677688  
Fax: +44-(0)1952-677678

**FRANCE****Makita France SAS****Head office**

37, avenue Graham Bell, ZAC Léonard de Vinci, Bussy Saint-Georges, 77607 Marne-la-Vallée Cedex 3  
Phone: +33-(0)1-6094-6400  
Fax: +33-(0)1-6094-6380  
www.makita.fr

**Nantes office**

Le Pan Loup, 44220 Couéron  
Phone: +33-(0)2-5177-8977  
Fax: +33-(0)2-4063-8376

**Bordeaux office**

137, Rue de la Croix-de-Monjous, 33170 Gradignan  
Phone: +33-(0)5-5796-5270  
Fax: +33-(0)5-5796-5275

**Nord office**

Village d'Entreprises, 51, Rue Trémière, 59650 Villeneuve d'Ascq  
Phone: +33-(0)3-2059-7020  
Fax: +33-(0)3-2047-2220

**Dijon office**

5, Rue Edmond Voisenet, 21000 Dijon  
Phone: +33-(0)3-8054-0880  
Fax: +33-(0)3-8054-0881

**Lyon office**

29 rue Antoine Condorcet, 38090 Villefontaine  
Phone: +33-(0)7-8563-8049  
Fax: +33-(0)1-60-94-63-86

**Toulouse office**

15, Rue de Boudeville, Z.I. de Thibaud, 31104 Toulouse  
Phone: +33-(0)5-6143-2200  
Fax: +33-(0)5-6143-2201

**SPAIN****Makita, S.A.****Head office**

C/ Juan de la Cierva, 7-15, 28823 Coslada (Madrid)  
Phone: +34-91-671-1262  
Fax: +34-91-671-8293  
www.makita.es

**Barcelona Office**

Sector ind. La Post c/ Barcelona 3-5 08850 Gavá(Barcelona)  
Phone: +34-935-669-124

**PORTUGAL****Makita - Ferramentas Electricas, Sociedade Unipessoal, Lda.****portugal sales division**

Centro empresarial de Alverca, Vale das Ervas, Armazém C2 2615-187 Alverca do Ribatejo  
Phone: +351-219-936-750  
Fax: +351-219-574-982  
www.makita.pt

**ITALY****Makita S.p.A.**

Via Don Luigi Sturzo 56/58, Arluno, 20004, Milano, Italy  
Phone: +39-0331-524111  
Fax: +39-0331-420285  
www.makita.it

**GREECE****Makita Hellas S.A.**

Tatoiou 34, Acharnes, ATTIKI PC13677  
Phone: +30-210-8071241  
Fax: +30-210-8072245  
www.makita.gr

**FINLAND****Makita Oy**

Teilimäki 4 FIN-01530 Vantaa, Finland  
Phone: +358-(09)8578-830  
Fax: +358-(0)9-857-88211  
www.makita.fi

**FSC**

Krouvintie 5 90400 Oulu, Finland  
Phone: +358 (0)8 -237-48930

**ESTONIA****Makita Oy Estonian Branch****Head office**

Kaupmehe tn 5, Laagri alevik, 76401 Saue vald, Estonia  
Phone: +372-6-510-380  
Fax: +372-6-510-399  
www.makita.ee

**LATVIAN****Makita OY Latvian Branch****Latvian factory service center**

Vienības gatve 153/1, Mārupe Mārupes nov., LV-2167, LATVIA  
Phone: +371 6796 9564  
Fax: +371 6796 9564  
www.makita.lv

**LITHUANIAN****Makita OY Lithuanian Branch****Lithuanian factory service center**

L. Zamenhofo Str. 3, Vilnius, LT-06332, LITHUANIA  
Phone: +370 5 236 0400  
Fax: +370 5 236 0407  
www.makita.lt

**SWEDEN****Makita Sweden**

Bergkällavägen 36A 192 79 SOLLENTUNA SWEDEN  
Phone: +46-8-505-819-00  
Fax: +46-8-505-819-69  
www.makita.se

**NORWAY****Makita Norway**

Løxaveien 15 1351 Rud Norway  
Phone: +47-67 17 69 00  
Fax: +47 67 17 69 01  
www.makita.no

**THE NETHERLANDS****Makita Nederland B.V.****Head office**

Park Forum 1101 5657HK Eindhoven  
Phone: +31-(0)40-206-4040  
Fax: +31-(0)40-206-4096  
www.makita.nl

**Utrecht Service Center**

Straat van Gibraltar 6, 3446CM Woerden  
Phone: +31-(0)40-206-4040  
Fax: +31-(0)40-206-4096

**BELGIUM****S.A. Makita N.V.**

Jan-Baptist Vinkstraat 2 3070 Kortenberg  
Phone: +32-(0)2-257-1840  
Fax: +32-(0)2-253-0101  
www.makita.be

**Boom warehouse**

Industrieweg 1C  
2850 Boom

**Charleroi Service Center**

Avenue de Heppignies 6 6220 Fleurus

**GERMANY****Makita Werkzeug GmbH****Head office**

Makita Platz 1, 40885 Ratingen  
Phone: +49 (0)2102 1004-0  
Fax: +49 (0) 2102 1004-128  
www.makita.de www.dolmar.de/

**Makita Service Center Hamburg**

Jenfelder Strasse 51, 22045 Hamburg  
Phone: +49 (0) 2102 1004-456  
Fax: +49 (0) 2102 1004-493

**Makita Service Center Berlin**

Gartenfelder Strasse 29 – 37  
Gebäude 44, 13599 Berlin  
Phone: +49 (0)30 339 756 50

**Makita Service Center Lehrte**

Everner Strasse 30, 31275 Lehrte  
Phone: +49 (0)5132 5042153  
Fax: +49 (0)2102 1004475  
www.makita.de

**Makita Service-Center Groß-Gerau**

Hans-Böckler-Str. 22  
64521 Groß-Gerau  
Phone: +49 (0)6152 9788500  
www.makita.de

**Makita Logistics Center South Germany**

Baumschulenstrasse 1B, 93083 Obertraubling  
Phone: +49 (0)2102 1004-410  
www.makita.de

**Makita Service Center München**

Martin-Kollar-Straße 4, 81829 München EG VE 04  
Phone: +49 (0)89 904 238 500  
www.makita.de

**Makita Engineering Germany GmbH**

Jenfelder Strasse 38, 22045 Hamburg  
Phone: +49-(0)40-66986-0  
Fax: +49-(0)40-66986-352  
www.makita-engineering.de

**DENMARK****Makita Elværktøj Danmark****Denmark office**

Vegavej 17, 8700 Horsens, Denmark  
Phone: +45-76-254400  
www.makita.dk

**SWITZERLAND****Makita SA**

Chemin du Vuasset 7 CH-1028 Preverenges  
Phone: +41-(0)21-811-5656  
Fax: +41-(0)21-811-5678  
www.makita.ch

**AUSTRIA****Makita Werkzeug Gesellschaft m.b.H.**

Airportstraße 4, A-2401 Fischamend  
Phone: +43-(0)2232-77700-0  
Fax: +43-(0)2232-77700-13  
www.makita.at

**SLOVENIA****MAKITA.d.o.o.**

Brnčičeva 17, SI-1231 Ljubljana-Črnuče, Slovenia  
Phone: +386(0) 590 83 600  
Fax: +386(0) 590 83 601  
www.makita-see.com

**CROATIA****Croatia factory service center**

Kreše Golika 3A, HR- 10000 Zagreb  
Phone: +385 1 2078 252  
www.makita-see.com

**UKRAINE****Makita Ukraine LLC**

61 Oleha Onikiyenko Str., Brovary, Kyiv region 07400, Ukraine  
Phone: +38 (044) 494-23-70  
+38 (044) 494-23-71  
Fax: +38 (044) 494-23-73  
www.makita.ua

**Dnipro FSC**

5 Kursanta Kcorobogatka Str., Dnipro, Dnipropetrovsk region 49124, Ukraine  
Phone: +380 (44) 492-27-73

**POLAND****Makita Sp. z o.o.****Head office**

ul. Bestwińska 103  
43-346 Bielsko - Biała  
Phone: +48-(0)33-484-0200  
Fax: +48-(0)33-818-4059  
www.makita.pl

**Warsaw branch**

Moszna-Parcela 29  
05-840 Brwinów  
Phone: +48-(0)22-177-7300

**CZECH REPUBLIC****Makita, spol. s r.o.**

Tovární 941/1a  
Brno – Chřlice, 643 00  
Czech Republic (CZ)  
Phone: +42-(0)5-432-16944  
Fax: +42-(0)5-432-16946  
www.makita.cz

**Prague Service Center**

K Bílému Vrchu 3040/16, 193 00 Prague 9  
Phone: +42-(0)2-991-40585

**SLOVAKIA****Makita s.r.o.**

Priemyselná 26  
974 01 Banská Bystrica  
Phone: +421-(0)48-4161-772  
Fax: +421-(0)48-4161-769  
www.makita.sk

**HUNGARY****Makita Elektromos Kíségértékesítő Kft.**

8000 Székesfehérvár, Kukorica utca 7.  
Phone: +36-22-507-472  
Fax: +36-22-507-484  
www.makita.hu

## MIDDLE EAST/ AFRICA

### ROMANIA

#### **Makita Romania S.R.L.**

Strada Garii Nr.6, Loc.Branesti, jud.Ilfov,  
Romania  
Phone: +40 21 569 80 61  
+40 21 569 80 62  
Fax: +40 21 569 80 59  
www.makita.ro

#### **Cluj-Napoca Factory Service Center**

Str. Bld. Muncii, Nr. 68, 400641  
Cluj, Romania  
Phone: +40 21 569 80 61

#### **Iasi Factory Service Center**

Boulevard Poitiers No. 2, 700671  
Iasi, Romania  
Phone: +40 21 569 80 61

#### **SC Makita EU SRL**

Str.I.C. Bratianu, nr.164, Comuna Branesti,  
jud. ILFOV, ROMANIA 077030  
Phone: +40-21-310-7675  
Fax: +40-21- 200-0219

### BULGARIA

#### **Makita Bulgaria EOOD**

Okolovrasten Pat (circle road), No.373,  
Sofia 1186, Bulgaria  
Phone: +359-2-921-0551  
Fax: +359-2-921-0550  
www.makita.bg

### GEORGIA

#### **LTD «Makita Georgia»**

64, D. Guramishvili avenue, 0141, Tbilisi,  
Georgia  
Phone: +995 032 243 06 43

### KAZAKHSTAN

#### **Makita Kazakhstan LLP**

Zakarpatskaya str., 45, 050039, Almaty,  
Kazakhstan  
Phone: +7 727 355 8866

### UNITED ARAB EMIRATES

#### **Makita Gulf FZE**

P.O. Box 17133,  
Jebel Ali Free Zone, Dubai, UAE  
Phone: +971-(0)4-8860-804  
Fax: +971-(0)4-8860-805  
www.makita.ae

### TANZANIA

#### **MAKITA AFRICA LIMITED**

P.O. Box 20998,  
2nd Floor, Staywell Office Building, Haile  
Selassie Road, Mvasani Peninsula, Dar es  
Salaam, Tanzania  
Phone: +255 22 2602870

### MOROCCO

#### **MAKITA MOROCCO SARLAU**

Rte Zenata Lot Marhaba Show Room N5  
Espace Commercial Asteria Amal 5 A S,  
20250 Casablanca, Morocco  
Phone: +212 522 355696  
Fax: + 212 522 344808

## OCEANIA

### AUSTRALIA

#### **Makita (Australia) Pty. Ltd.**

##### **Head office**

2 Litton Close Pemulwuy. NSW. 2145  
Phone: +61 1300 361 690  
Fax: +61 1300 361 770  
www.makita.com.au

##### **Hobart office**

32a Chapel Street Glenorchy, TAS 7010  
Phone: +61 1300 361 690  
Fax: +61 1300 361 770

##### **Perth office**

374A Kenwick Rd Maddington WA 6109  
Phone: +61 1300 361 690  
Fax: +61 1300 361 770

##### **Factory Service Center**

Sydney, Melbourne, Brisbane, Perth,  
Hobart, Townsville

### NEW ZEALAND

#### **Makita (New Zealand) Ltd.**

##### **Head office**

46 Westpoint Drive, Hobsonville,  
Auckland 0618  
Phone: +64-(0)9-479-8251  
Fax: +64-(0)9-479-8259  
www.makita.co.nz

##### **Christchurch Office**

27 Hannover Place, Rolleston,  
Christchurch 7614  
Phone: +64-(0)3-930-0500

##### **Factory Service Center**

Auckland, Christchurch, Wellington

# Product Catalogue



**Makita Corporation**  
3-11-8 Sumiyoshi-cho, Anjo, Aichi 446-8502 Japan  
[www.makita.com](http://www.makita.com)



**MAKITA**  
**official channel**